



KEMENTERIAN EKONOMI  
JABATAN PERANGKAAN MALAYSIA

## LAPORAN SURVEI PERBELANJAAN ISI RUMAH

# HOUSEHOLD EXPENDITURE SURVEY REPORT MALAYSIA 2024

### Pemakluman:

Kepengerusian ASEAN-Malaysia 2025: Jabatan Perangkaan Malaysia (DOSM) akan mempengerusikan Jawatankuasa Sistem Statistik Komuniti ASEAN Ke-15 (ACSS15) yang bertujuan untuk memperkukuh kerjasama statistik ke arah pembangunan serantau yang mampan.

Malaysia buat julung kalinya telah menduduki tangga pertama (1) di peringkat global dalam laporan dwi-tahunan *Open Data Inventory* (ODIN) 2024/25 yang dikeluarkan oleh *Open Data Watch* (ODW), mengatasi 197 negara lain. Pencapaian ini merupakan lonjakan ketara daripada kedudukan ke-67 dalam penilaian ODIN 2022/23.

Kerajaan Malaysia telah mengisytiharkan 20 Oktober sebagai Hari Statistik Negara (MyStats Day), dengan tema 'Statistik Nadi Kehidupan'. Sementara itu, Hari Statistik Dunia Keempat akan disambut pada 20 Oktober 2025 dengan tema '*Driving Change with Quality Statistics and Data for Everyone*'.

OpenDOSM NextGen adalah medium yang menyediakan katalog data dan visualisasi bagi memudahkan pengguna menganalisis pelbagai data dan boleh diakses melalui portal <https://open.dosm.gov.my>.

### Announcement

*ASEAN-Malaysia 2025 Chairmanship: The Department of Statistics Malaysia (DOSM) will chair the 15<sup>th</sup> ASEAN Community Statistical System Committee (ACSS15) which aims to strengthen the statistical cooperation towards sustainable regional development.*

*Malaysia, for the first time, ranked as number one (1) globally in the biennial Open Data Inventory (ODIN) 2024/25 report released by Open Data Watch (ODW), surpassing 197 other countries. This achievement marks a significant leap from its 67<sup>th</sup> position in the ODIN 2022/23 assessment.*

*The Government of Malaysia has declared October 20<sup>th</sup> as National Statistics Day (MyStats Day), with the theme 'Statistics is the Essence of Life'. Meanwhile, the Fourth World Statistics Day will be celebrated on 20<sup>th</sup> October 2025, with the theme 'Driving Change with Quality Statistics and Data for Everyone'.*

*OpenDOSM NextGen is a medium that provides data catalogue and visualisations to facilitate users' analysis and can be accessed through <https://open.dosm.gov.my>.*

Diterbitkan dan dicetak oleh / *Published and printed by:*

**Jabatan Perangkaan Malaysia**

***Department of Statistics, Malaysia***

Blok C6 & C7, Kompleks C,  
Pusat Pentadbiran Kerajaan Persekutuan,  
62514 Putrajaya,

**MALAYSIA**

Tel. : 03-8885 7000  
Faks / Fax : 03-8888 9248  
Portal : <https://www.dosm.gov.my>  
Facebook / X / Instagram / Youtube : StatsMalaysia  
Emel / Email : [info@dosm.gov.my](mailto:info@dosm.gov.my) (pertanyaan umum/  
*general enquiries*)  
[data@dosm.gov.my](mailto:data@dosm.gov.my) (pertanyaan & permintaan  
*data/ data request*  
& *enquiries*)

Harga / Price : RM55.00

Diterbitkan pada Oktober 2025 / *Published on October 2025*

**Hakcipta terpelihara / All rights reserved.**

Tiada bahagian daripada terbitan ini boleh diterbitkan semula, disimpan untuk pengeluaran atau ditukar dalam apa-apa bentuk atau alat apa jua pun kecuali setelah mendapat kebenaran daripada Jabatan Perangkaan Malaysia.

Pengguna yang mengeluarkan sebarang maklumat dari terbitan ini sama ada yang asal atau diolah semula hendaklah meletakkan kenyataan berikut:

“Sumber : Jabatan Perangkaan Malaysia”

*No part of this publication may be reproduced or distributed in any form or by any means or stored in data base without the prior written permission from Department of Statistics, Malaysia.*

*Users reproducing content of this publication with or without adaptation should quote the following:*

“Source : Department of Statistics Malaysia”.

**ISSN 1394-3952**

# KATA PENGANTAR

Laporan Survei Perbelanjaan Isi Rumah, Malaysia, 2024 diterbitkan oleh Jabatan Perangkaan Malaysia (DOSM) yang membentangkan statistik perbelanjaan penggunaan isi rumah meliputi 13 kumpulan utama barangan dan perkhidmatan. Pengelasan kumpulan utama ini adalah berdasarkan *Classification of Individual Consumption According to Purpose 2018* (COICOP 2018) yang diterbitkan oleh *United Nations Statistics Division* (UNSD). Statistik berkaitan perbelanjaan yang diterbitkan dalam laporan ini adalah berdasarkan konsep dan garis panduan *System of National Accounts 2008* oleh *United Nations* dan *Framework for Statistics on the Distribution of Household Income, Consumption and Wealth, 2013* yang diterbitkan oleh *Organisation for Economic Co-operation and Development* (OECD).

Statistik daripada laporan ini merupakan maklumat penting yang digunakan oleh agensi kerajaan sebagai input dalam perancangan, pembentukan dan pemantauan pelan pembangunan negara. Statistik ini juga penting untuk tujuan pengemaskinian wajaran dan penentuan item dalam bakul barangan dan perkhidmatan bagi penyusunan Indeks Harga Pengguna Malaysia. Penyusunan statistik ini juga merupakan sumber rujukan bagi ahli ekonomi, ahli akademik, pihak swasta dan individu bagi tujuan penyelidikan dan analisis yang lebih terperinci.

Laporan ini mengandungi tiga (3) bahagian utama. Bahagian pertama memaparkan penemuan utama dan ringkasan penemuan. Bahagian kedua pula menunjukkan statistik terperinci seperti perbelanjaan penggunaan isi rumah mengikut ciri-ciri demografi dan kumpulan utama perbelanjaan. Sementara itu, bahagian ketiga menerangkan aspek teknikal seperti konsep, definisi dan metodologi survei bagi memudahkan pengguna memahami statistik yang diterbitkan.

DOSM merakamkan setinggi-tinggi penghargaan kepada semua pihak yang telah menyumbang secara langsung dan tidak langsung dalam merealisasikan penerbitan ini. Setiap maklum balas dan cadangan daripada semua pihak untuk tujuan penambahbaikan laporan ini pada masa akan datang amat dihargai.

**DATO' SRI DR. MOHD UZIR MAHIDIN**

Ketua Perangkawan Malaysia

**Oktober 2025**



# **PREFACE**

*The Household Expenditure Survey Report, Malaysia, 2024 is published by the Department of Statistics Malaysia (DOSM) which presents statistics on household consumption expenditure encompassing 13 main groups of goods and services. The classification of these main groups is based on the Classification of Individual Consumption According to Purpose 2018 (COICOP 2018), which is published by the United Nations Statistics Division (UNSD). The statistics on expenditure published in this report are based on the concepts and guidelines of the System of National Accounts 2008 by the United Nations and Framework for Statistics on the Distribution of Household Income, Consumption and Wealth, 2013 by the Organisation for Economic Co-operation and Development (OECD).*

*Statistics from this report provide pertinent information used by government agencies as input in the planning, formation and monitoring of national development plans. These statistics are also important for the purpose of updating the weights and to identify the items in the basket of goods and services for the compilation of the Consumer Price Index Malaysia. The compilation of these statistics also serves as reference source for economists, academicians, private sectors and individuals for more detailed research and analysis purposes.*

*This report consists of three (3) main parts. The first part presents the main findings and a summary of the findings. The second part shows detailed statistics such as household consumption expenditure by demographic characteristics and main groups of expenditure. Meanwhile, the third part describes technical aspects such as concepts, definition and survey methodology to facilitate users to better understand the published statistics.*

*DOSM gratefully acknowledges the cooperation rendered by all parties who have contributed directly and indirectly in realising this publication. Every feedback and suggestions from all parties towards improving this report in the future are highly appreciated.*

**DATO' SRI DR. MOHD UZIR MAHIDIN**

*Chief Statistician Malaysia*

**October 2025**

# KANDUNGAN

## CONTENTS

|   | Muka Surat |
|---|------------|
|   | Page       |
|   | .....      |
| <b>Kata Pengantar</b><br><i>Preface</i>   | iii        |
| <b>Kandungan</b><br><i>Contents</i>   | v          |
| <b>Senarai Jadual</b><br><i>List of Tables</i>  | ix         |
| <b>Ringkasan Penemuan</b><br><i>Summary of Findings</i>   | 1          |
| <b>Jadual Statistik</b><br><i>Statistical Tables</i>  |            |
| <b>Statistik Utama</b><br><i>Main Statistics</i>  | 47         |
| <b>Perbelanjaan Penggunaan Isi Rumah mengikut Ciri-ciri Demografi</b><br><i>Household Consumption Expenditure by Demographics Characteristics</i>             | 63         |
| <b>Perbelanjaan Penggunaan Isi Rumah mengikut Kumpulan Utama Perbelanjaan</b><br><i>Household Consumption Expenditure by Main Groups of Expenditure</i>       | 87         |
| <b>Perbelanjaan Penggunaan Isi Rumah mengikut Kumpulan Perbelanjaan Terperinci</b><br><i>Household Consumption Expenditure by Detailed Expenditure Groups</i> | 137        |
| <b>Statistik Terpilih Malaysia</b><br><i>Selected Statistics of Malaysia</i>  | 269        |
| <b>Ralat Piawai Relatif</b><br><i>Relative Standard Error</i>   | 285        |
| <b>Nota Teknikal</b><br><i>Technical Notes</i>  | 295        |

**Muka surat ini sengaja dibiarkan kosong**  
*This page is deliberately left blank*

# SENARAI JADUAL

*LIST OF TABLES*

**LAPORAN SURVEI**

**PERBELANJAAN  
ISI RUMAH**

*HOUSEHOLD EXPENDITURE  
SURVEY REPORT*

**2024**

**Muka surat ini sengaja dibiarkan kosong**  
*This page is deliberately left blank*

# SENARAI JADUAL

## LIST OF TABLES

1

### Statistik Utama

Main Statistics

Muka Surat  
Page

---

|     |  |    |
|-----|--|----|
| 1.1 | <b>Bilangan isi rumah mengikut negeri dan strata, Malaysia, 2022 dan 2024</b><br><i>Number of households by state and strata, Malaysia, 2022 and 2024</i>  | 49 |
| 1.2 | <b>Bilangan isi rumah mengikut kumpulan etnik ketua isi rumah dan strata, Malaysia, 2022 dan 2024</b><br><i>Number of households by ethnic groups of the head of household and strata, Malaysia, 2022 and 2024</i>   | 50 |
| 1.3 | <b>Perbelanjaan penggunaan isi rumah bulanan penengah, purata dan kadar pertumbuhan tahunan dikompaun mengikut negeri, Malaysia, 2022 dan 2024</b><br><i>Median, mean and compounded annual growth rate of monthly household consumption expenditure by state, Malaysia, 2022 and 2024</i>                       | 51 |
| 1.4 | <b>Perbelanjaan penggunaan isi rumah per kapita bulanan penengah, purata dan kadar pertumbuhan tahunan dikompaun mengikut negeri, Malaysia, 2022 dan 2024</b><br><i>Median, mean and compounded annual growth rate of monthly per capita household consumption expenditure by state, Malaysia, 2022 and 2024</i> | 52 |
| 1.5 | <b>Komposisi perbelanjaan penggunaan isi rumah bulanan mengikut strata, Malaysia, 2024</b><br><i>Composition of monthly household consumption expenditure by strata, Malaysia, 2024</i>  | 53 |
| 1.6 | <b>Perbelanjaan penggunaan isi rumah bulanan purata mengikut kumpulan etnik ketua isi rumah, Malaysia, 2024</b><br><i>Mean monthly household consumption expenditure by ethnic groups of the head of household, Malaysia, 2024</i>   | 54 |
| 1.7 | <b>Peratusan perbelanjaan penggunaan isi rumah bulanan mengikut kumpulan etnik ketua isi rumah, Malaysia, 2024</b><br><i>Percentage of monthly household consumption expenditure by ethnic groups of the head of household, Malaysia, 2024</i>   | 55 |
| 1.8 | <b>Perbelanjaan penggunaan isi rumah bulanan purata mengikut kumpulan umur ketua isi rumah, Malaysia, 2024</b><br><i>Mean monthly household consumption expenditure by age groups of the head of household, Malaysia, 2024</i>   | 56 |
| 1.9 | <b>Peratusan perbelanjaan penggunaan isi rumah bulanan mengikut kumpulan umur ketua isi rumah, Malaysia, 2024</b><br><i>Percentage of monthly household consumption expenditure by age groups of the head of household, Malaysia, 2024</i>   | 57 |

## SENARAI JADUAL LIST OF TABLES

|   | <b>Muka Surat</b><br><i>Page</i> |
|---|----------------------------------|
| <b>1.10 Perbelanjaan penggunaan isi rumah bulanan purata mengikut saiz isi rumah, Malaysia, 2024</b><br><i>Mean monthly household consumption expenditure by household size, Malaysia, 2024</i>                                     | <b>58</b>                        |
| <b>1.11 Peratusan perbelanjaan penggunaan isi rumah bulanan mengikut saiz isi rumah, Malaysia, 2024</b><br><i>Percentage of monthly household consumption expenditure by household size,</i>  | <b>59</b>                        |
| <b>1.12 Komposisi perbelanjaan penggunaan isi rumah bulanan mengikut kumpulan isi rumah, Malaysia, 2024</b><br><i>Composition of monthly household consumption expenditure by household groups, Malaysia, 2024</i>                  | <b>60</b>                        |
| <b>1.13 Komposisi perbelanjaan penggunaan isi rumah bulanan mengikut kumpulan isi rumah kuintil, Malaysia, 2024</b><br><i>Composition of monthly household consumption expenditure by household quintile groups, Malaysia, 2024</i> | <b>61</b>                        |
| <b>1.14 Komposisi perbelanjaan penggunaan isi rumah bulanan mengikut jenis barang, Malaysia, 2024</b><br><i>Composition of monthly household consumption expenditure by types of goods, Malaysia, 2024</i>                          | <b>62</b>                        |

## 2

### **Perbelanjaan Penggunaan Isi Rumah mengikut Ciri-ciri Demografi**

#### *Household Consumption Expenditure by Demographic Characteristics*

---

|  |           |
|--|-----------|
| <b>2.1 Peratusan isi rumah mengikut saiz isi rumah dan negeri, Malaysia, 2022 dan 2024</b><br><i>Percentage of households by household size and state, Malaysia, 2022 and 2024</i>   | <b>65</b> |
| <b>2.2 Peratusan isi rumah mengikut kumpulan umur ketua isi rumah dan negeri, Malaysia, 2022 dan 2024</b><br><i>Percentage of households by age groups of the head of household and state, Malaysia, 2022 and 2024</i>   | <b>66</b> |
| <b>2.3 Peratusan isi rumah mengikut kelas perbelanjaan isi rumah bulanan, kumpulan etnik ketua isi rumah dan strata, Malaysia, 2024</b><br><i>Percentage of households by monthly household consumption expenditure class, ethnic groups of the head of household and strata, Malaysia, 2024</i> | <b>67</b> |

## SENARAI JADUAL LIST OF TABLES

|      |  | Muka Surat<br>Page |
|------|--|--------------------|
| 2.4  | <p><b>Peratusan isi rumah mengikut kelas pendapatan isi rumah bulanan, kumpulan etnik ketua isi rumah dan strata, Malaysia, 2024</b></p> <p><i>Percentage of households by monthly household income class, ethnic groups of the head of household and strata, Malaysia, 2024</i></p>   | 70                 |
| 2.5  | <p><b>Perbelanjaan penggunaan isi rumah bulanan penengah, purata dan kadar pertumbuhan tahunan dikompaun mengikut kumpulan etnik ketua isi rumah dan strata, Malaysia, 2022 dan 2024</b></p> <p><i>Median, mean and compounded annual growth rate of monthly household consumption expenditure by ethnic groups of the head of household and strata, Malaysia, 2022 and 2024</i></p> | 73                 |
| 2.6  | <p><b>Perbelanjaan penggunaan isi rumah bulanan purata mengikut pekerjaan dan kumpulan etnik ketua isi rumah dan strata, Malaysia, 2024</b></p> <p><i>Mean monthly household consumption expenditure by occupation and ethnic groups of the head of household and strata, Malaysia, 2024</i></p>   | 74                 |
| 2.7  | <p><b>Perbelanjaan penggunaan isi rumah bulanan purata mengikut kelas perbelanjaan isi rumah bulanan, kumpulan etnik ketua isi rumah dan strata, Malaysia, 2024</b></p> <p><i>Mean monthly household consumption expenditure by monthly household expenditure class, ethnic groups of the head of household and strata, Malaysia, 2024</i></p>                                       | 77                 |
| 2.8  | <p><b>Perbelanjaan penggunaan isi rumah bulanan purata mengikut kelas pendapatan isi rumah bulanan, kumpulan etnik ketua isi rumah dan strata, Malaysia, 2024</b></p> <p><i>Mean monthly household consumption expenditure by monthly household income class, ethnic groups of the head of household and strata, Malaysia, 2024</i></p>  | 80                 |
| 2.9  | <p><b>Perbelanjaan penggunaan isi rumah bulanan purata mengikut kumpulan etnik &amp; jantina ketua isi rumah dan strata, Malaysia, 2024</b></p> <p><i>Mean monthly household consumption expenditure by ethnic groups &amp; sex of the head of household and strata, Malaysia, 2024</i></p>  | 83                 |
| 2.10 | <p><b>Agihan perbelanjaan penggunaan isi rumah bulanan mengikut kumpulan etnik ketua isi rumah dan strata, Malaysia, 2024</b></p> <p><i>Monthly household consumption expenditure share by ethnic groups of the head of household and strata, Malaysia, 2024</i></p>   | 84                 |
| 2.11 | <p><b>Siri masa perbelanjaan penggunaan isi rumah bulanan penengah dan purata mengikut negeri, Malaysia, 2016 - 2024</b></p> <p><i>Time series of median and mean monthly household consumption expenditure by state, Malaysia, 2016 - 2024</i></p>  | 85                 |

**SENARAI JADUAL**  
*LIST OF TABLES*

**3**

**Perbelanjaan Penggunaan Isi Rumah mengikut  
Kumpulan Utama Perbelanjaan**

Muka Surat  
Page

*Household Consumption Expenditure by Main Groups of Expenditure*

---

|            |  |            |
|------------|--|------------|
| <b>3.1</b> | <b>Komposisi perbelanjaan penggunaan isi rumah bulanan mengikut negeri dan strata, Malaysia, 2024</b><br><i>Composition of monthly household consumption expenditure by state and strata, Malaysia, 2024</i>   | <b>89</b>  |
| <b>3.2</b> | <b>Perbelanjaan penggunaan isi rumah bulanan purata mengikut kumpulan etnik ketua isi rumah dan strata, Malaysia, 2024</b><br><i>Mean monthly household consumption expenditure by ethnic groups of the head of household and strata, Malaysia, 2024</i>             | <b>101</b> |
| <b>3.3</b> | <b>Peratusan perbelanjaan penggunaan isi rumah bulanan mengikut kumpulan etnik ketua isi rumah dan strata, Malaysia, 2024</b><br><i>Percentage of monthly household consumption expenditure by ethnic groups of the head of household and strata, Malaysia, 2024</i> | <b>103</b> |
| <b>3.4</b> | <b>Komposisi perbelanjaan penggunaan isi rumah bulanan mengikut jantina ketua isi rumah dan strata, Malaysia, 2024</b><br><i>Composition of monthly household consumption expenditure by sex of the head of household and strata, Malaysia, 2024</i>                 | <b>105</b> |
| <b>3.5</b> | <b>Perbelanjaan penggunaan isi rumah bulanan purata mengikut kumpulan umur ketua isi rumah dan strata, Malaysia, 2024</b><br><i>Mean monthly household consumption expenditure by age groups of the head of household and strata, Malaysia, 2024</i>                 | <b>106</b> |
| <b>3.6</b> | <b>Peratusan perbelanjaan penggunaan isi rumah bulanan mengikut kumpulan umur ketua isi rumah dan strata, Malaysia, 2024</b><br><i>Percentage of monthly household consumption expenditure by age groups of the head of household and strata, Malaysia, 2024</i>     | <b>108</b> |
| <b>3.7</b> | <b>Perbelanjaan penggunaan isi rumah bulanan purata mengikut saiz isi rumah dan strata, Malaysia, 2024</b><br><i>Mean monthly household consumption expenditure by household size and strata, Malaysia, 2024</i>   | <b>110</b> |
| <b>3.8</b> | <b>Peratusan perbelanjaan penggunaan isi rumah bulanan mengikut saiz isi rumah dan strata, Malaysia, 2024</b><br><i>Percentage of monthly household consumption expenditure by household size and strata, Malaysia, 2024</i>   | <b>112</b> |
| <b>3.9</b> | <b>Perbelanjaan penggunaan isi rumah bulanan purata mengikut pekerjaan ketua isi rumah dan strata, Malaysia, 2024</b><br><i>Mean monthly household consumption expenditure by occupation of the head of household and strata, Malaysia, 2024</i>                     | <b>114</b> |

## SENARAI JADUAL LIST OF TABLES

|      |  | Muka Surat<br>Page |
|------|--|--------------------|
| 3.10 | <b>Peratusan perbelanjaan penggunaan isi rumah bulanan mengikut pekerjaan ketua isi rumah dan strata, Malaysia, 2024</b><br><i>Percentage of monthly household consumption expenditure by occupation of the head of household and strata, Malaysia, 2024</i> | 117                |
| 3.11 | <b>Komposisi perbelanjaan penggunaan isi rumah bulanan mengikut jenis ahli isi rumah, Malaysia, 2024</b><br><i>Composition of monthly household consumption expenditure by types of members, Malaysia, 2024</i>  | 120                |
| 3.12 | <b>Perbelanjaan penggunaan isi rumah bulanan purata mengikut kelas pendapatan isi rumah dan strata, Malaysia, 2024</b><br><i>Mean monthly household consumption expenditure by household income class and strata, Malaysia, 2024</i>                         | 121                |
| 3.13 | <b>Peratusan perbelanjaan penggunaan isi rumah bulanan mengikut kelas pendapatan isi rumah dan strata, Malaysia, 2024</b><br><i>Percentage of monthly household consumption expenditure by household income class and strata, Malaysia, 2024</i>             | 124                |
| 3.14 | <b>Perbelanjaan penggunaan isi rumah bulanan purata mengikut kumpulan pendapatan desil, Malaysia, 2024</b><br><i>Mean monthly household consumption expenditure by decile income groups, Malaysia, 2024</i>  | 127                |
| 3.15 | <b>Peratusan perbelanjaan penggunaan isi rumah bulanan mengikut kumpulan pendapatan desil, Malaysia, 2024</b><br><i>Percentage of monthly household consumption expenditure by decile income groups, Malaysia, 2024</i>                                      | 128                |
| 3.16 | <b>Perbelanjaan penggunaan isi rumah bulanan purata mengikut kelas perbelanjaan isi rumah dan strata, Malaysia, 2024</b><br><i>Mean monthly household consumption expenditure by household expenditure class and strata, Malaysia, 2024</i>                  | 129                |
| 3.17 | <b>Peratusan perbelanjaan penggunaan isi rumah bulanan mengikut kelas perbelanjaan isi rumah dan strata, Malaysia, 2024</b><br><i>Percentage of monthly household consumption expenditure by household expenditure class and strata, Malaysia, 2024</i>      | 132                |
| 3.18 | <b>Siri masa perbelanjaan penggunaan isi rumah bulanan purata, Malaysia, 2016 - 2024</b><br><i>Time series of mean monthly household consumption expenditure, Malaysia, 2016 - 2024</i>  | 135                |
| 3.19 | <b>Siri masa peratusan perbelanjaan penggunaan isi rumah bulanan purata, Malaysia, 2016 - 2024</b><br><i>Time series of percentage of monthly household consumption expenditure, Malaysia, 2016 - 2024</i>   | 136                |

## SENARAI JADUAL LIST OF TABLES

4

### **Perbelanjaan Penggunaan Isi Rumah mengikut Kumpulan Perbelanjaan Terperinci**

Muka Surat  
Page

*Household Consumption Expenditure by Detailed Expenditure Groups*

---

- |     |  |     |
|-----|--|-----|
| 4.1 | <b>Komposisi perbelanjaan penggunaan isi rumah bulanan mengikut subkumpulan perbelanjaan dan strata, Malaysia, 2024</b><br><i>Composition of monthly household consumption expenditure by subgroups of expenditure and strata, Malaysia, 2024</i>                | 139 |
| 4.2 | <b>Komposisi perbelanjaan penggunaan isi rumah bulanan mengikut subkumpulan perbelanjaan, negeri dan strata, Malaysia, 2024</b><br><i>Composition of monthly household consumption expenditure by subgroups of expenditure, state and strata, Malaysia, 2024</i> | 149 |

5

### **Statistik Terpilih Malaysia**

*Selected Statistics of Malaysia*

---

- |     |   |     |
|-----|---|-----|
| 5.1 | <b>Bilangan penduduk mengikut negeri, daerah pentadbiran dan kewarganegaraan, Malaysia, 2022 - 2024</b><br><i>Number of population by state, administrative district and citizenship, Malaysia, 2022 - 2024</i>               | 271 |
| 5.2 | <b>Keluaran Dalam Negeri Kasar (KDNK) per kapita mengikut negeri, 2022 - 2024 pada harga semasa - Ringgit Malaysia</b><br><i>Gross Domestic Product per capita by state, 2022 - 2024 at current prices - Ringgit Malaysia</i> | 275 |
| 5.3 | <b>Indeks Harga Pengguna (2010=100) dan perubahan peratus mengikut kumpulan utama, Malaysia, 2022 - 2024</b><br><i>Consumer Price Index (2010=100) and percentage change by main groups, Malaysia, 2022 - 2024</i>            | 276 |
| 5.4 | <b>Indeks Harga Pengguna (2010=100) dan perubahan peratus mengikut negeri, Malaysia, 2022 - 2024</b><br><i>Consumer Price Index (2010=100) and percentage change by state, Malaysia, 2022 - 2024</i>                          | 277 |

## SENARAI JADUAL LIST OF TABLES

|   | <b>Muka Surat</b><br><i>Page</i> |
|---|----------------------------------|
| <b>5.5 Pendapatan isi rumah kasar bulanan purata mengikut negeri dan daerah pentadbiran, Malaysia, 2022 dan 2024</b><br><i>Mean of monthly household gross income by state and administrative district, Malaysia, 2022 and 2024</i>                   | <b>278</b>                       |
| <b>5.6 Perbelanjaan penggunaan isi rumah bulanan purata mengikut negeri dan daerah pentadbiran, Malaysia, 2022 dan 2024</b><br><i>Mean of monthly household consumption expenditure by state and administrative district, Malaysia, 2022 and 2024</i> | <b>281</b>                       |

## **6 Ralat Piawai Relatif**

### *Relative Standard Error*

---

|  |            |
|--|------------|
| <b>6.1 Ralat piawai relatif bagi anggaran perbelanjaan penggunaan isi rumah bulanan purata dan komposisi perbelanjaan isi rumah mengikut strata, Malaysia, 2024</b><br><i>Relative standard error of estimates for mean monthly household consumption expenditure and the composition of household expenditure by strata, Malaysia, 2024</i> | <b>287</b> |
| <b>6.2 Ralat piawai relatif bagi anggaran perbelanjaan penggunaan isi rumah bulanan purata mengikut negeri, Malaysia, 2024</b><br><i>Relative standard error of estimates for mean monthly household consumption expenditure by state Malaysia, 2024</i>   | <b>290</b> |
| <b>6.3 Ralat piawai relatif bagi anggaran perbelanjaan penggunaan isi rumah bulanan purata mengikut pekerjaan ketua isi rumah dan strata, Malaysia, 2024</b><br><i>Relative standard error of estimates for mean monthly household consumption expenditure by occupation of the head of household and strata, Malaysia, 2024</i>             | <b>291</b> |

**Muka surat ini sengaja dibiarkan kosong**  
*This page is deliberately left blank*

# RINGKASAN PENEMUAN

*SUMMARY OF FINDINGS*

**LAPORAN SURVEI**

## **PERBELANJAAN ISI RUMAH**

*HOUSEHOLD EXPENDITURE  
SURVEY REPORT*

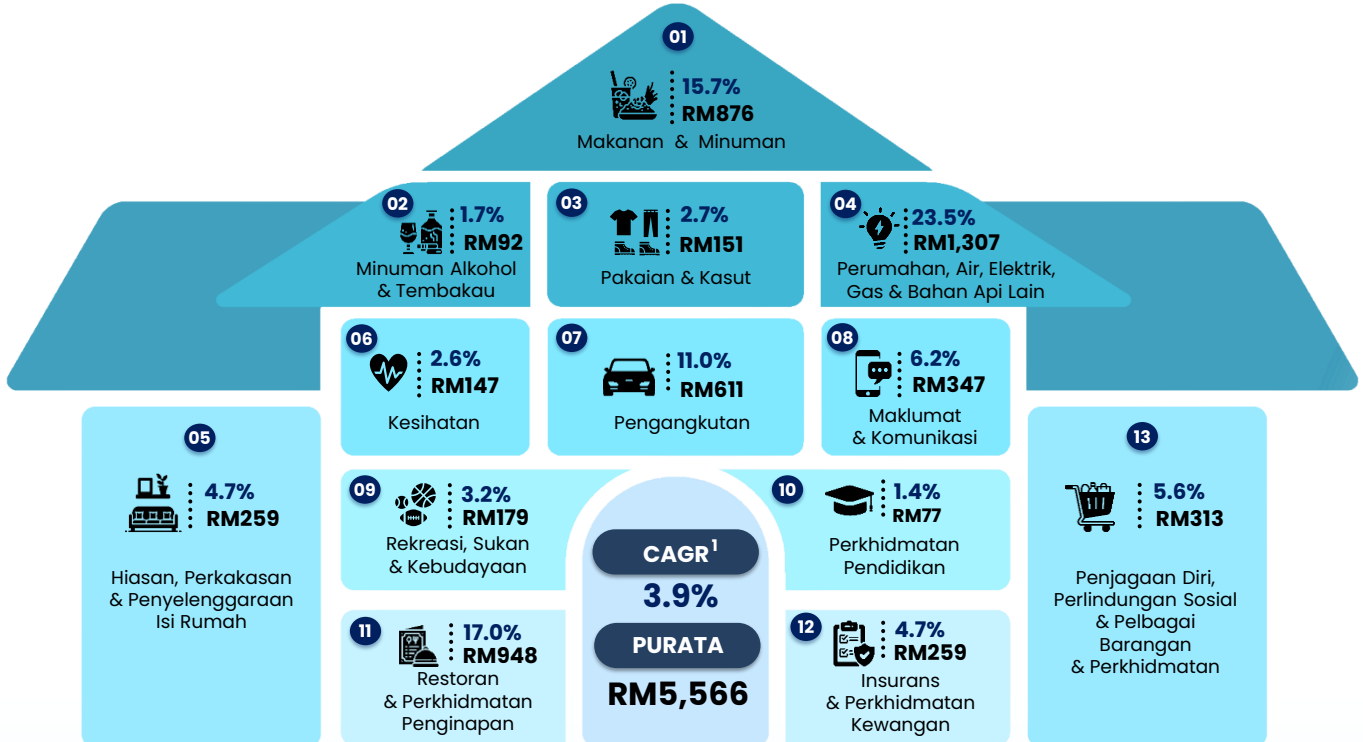
**2024**

**Muka surat ini sengaja dibiarkan kosong**  
*This page is deliberately left blank*

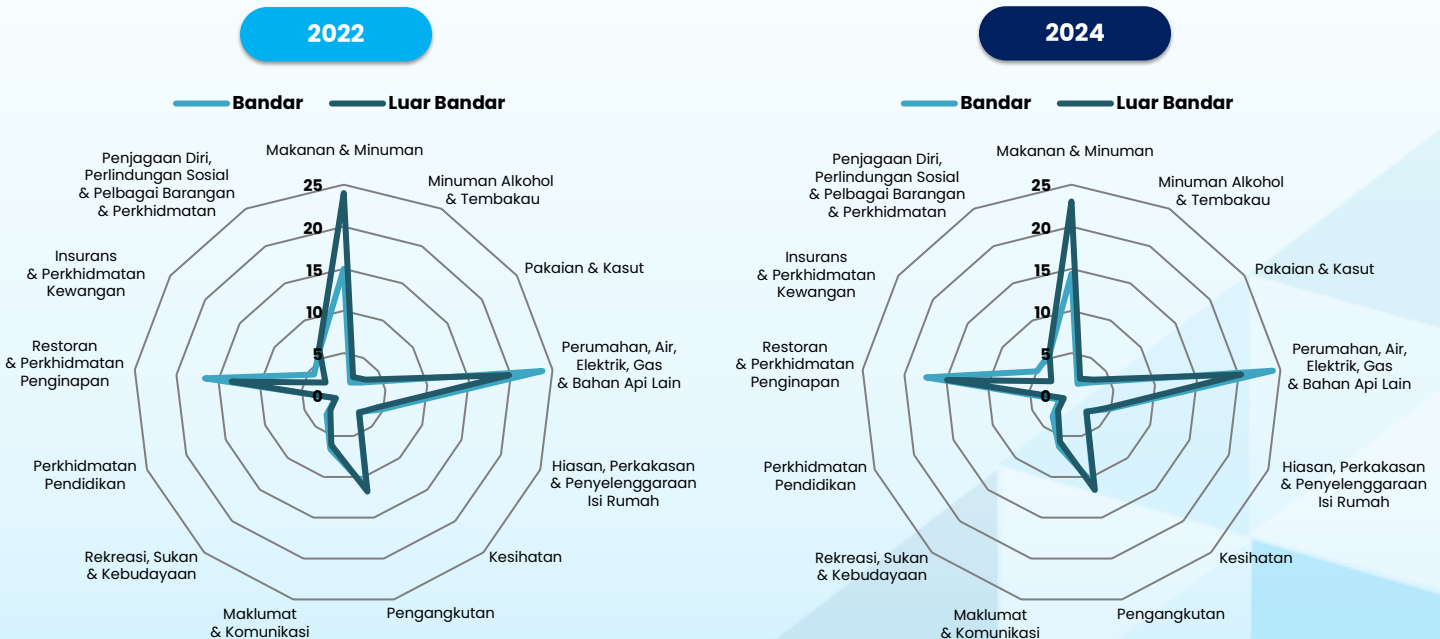


KEMENTERIAN EKONOMI  
JABATAN PERANGKAAN MALAYSIA

## KOMPOSISI PERBELANJAAN PENGGUNAAN ISI RUMAH BULANAN PURATA MENGIKUT KUMPULAN UTAMA, MALAYSIA, 2024



## KOMPOSISI PERBELANJAAN PENGGUNAAN ISI RUMAH BULANAN PURATA MENGIKUT STRATA, MALAYSIA, 2022 DAN 2024



Nota :

1. Perbelanjaan purata berdasarkan keseluruhan isi rumah
  2. CAGR<sup>1</sup> : Kadar Pertumbuhan Tahunan Dikompaun (2022-2024)
- Sumber : Laporan Survei Perbelanjaan Isi Rumah 2024, Jabatan Perangkaan Malaysia (DOSM)



@StatsMalaysia



20 Oktober 2016 - 2030



KEMENTERIAN EKONOMI  
JABATAN PERANGKAAN MALAYSIA

## TIGA SUBKUMPULAN PERBELANJAAN PENGGUNAAN ISI RUMAH BULANAN TERTINGGI MENGIKUT EMPAT KUMPULAN UTAMA, MALAYSIA, 2022 DAN 2024

01



Makanan & Minuman

2022

16.3%



Ikan & makanan laut lain

23.5%



Haiwan hidup, daging & bahagian lain bagi haiwan darat yang disembelih

14.4%



Bijirin & produk bijirin

13.4%

2024

15.7%



Ikan & makanan laut lain

22.0%



Bijirin & produk bijirin

14.9%



Haiwan hidup, daging & bahagian lain bagi haiwan darat yang disembelih

14.4%

04



Perumahan, Air, Elektrik, Gas & Bahan Api Lain

2022

23.2%



Sewaan\*

76.2%



Bekalan elektrik

11.7%



Bayaran perkhidmatan penyelenggaraan, pembaikan & keselamatan rumah kediaman

3.7%

2024

23.5%



Sewaan\*

76.2%



Bekalan elektrik

11.9%



Bayaran perkhidmatan penyelenggaraan, pembaikan & keselamatan rumah kediaman

3.7%

07



Pengangkutan

2022

11.3%



Bahan api & pelincir untuk kelengkapan pengangkutan persendirian

52.2%



Penyelenggaraan & pembaikan kelengkapan kenderaan persendirian

15.1%



Motokar

11.7%

2024

11.0%



Bahan api & pelincir untuk kelengkapan pengangkutan persendirian

53.6%



Penyelenggaraan & pembaikan kelengkapan kenderaan persendirian

16.9%



Motokar

7.5%

11



Restoran & Perkhidmatan Penginapan

2022

16.1%



Restoran, kafe, kantin, kafetaria, dewan makan & seumpamanya

95.1%



Perkhidmatan penginapan

4.4%



Pembelian makanan dari lain-lain medium

0.5%

2024

17.0%



Restoran, kafe, kantin, kafetaria, dewan makan & seumpamanya

94.4%



Perkhidmatan penginapan

4.2%



Pembelian makanan dari lain-lain medium

1.4%

Nota:

- \* Merujuk kepada hasil tambah subkumpulan 0411, 0412, 0421 & 0422 (Rujuk COICOP 2018)
  - % dan % merujuk kepada peratusan kumpulan perbelanjaan dua digit kepada jumlah perbelanjaan isi rumah
  - % merujuk kepada peratusan kumpulan perbelanjaan empat digit kepada jumlah perbelanjaan kumpulan dua digit
- Sumber: Laporan Survei Perbelanjaan Isi Rumah 2024, Jabatan Perangkaan Malaysia (DOSM)



@StatsMalaysia




20 Oktober 2016 - 2030



KEMENTERIAN EKONOMI  
JABATAN PERANGKAAN MALAYSIA

## PERBELANJAAN PENGGUNAAN ISI RUMAH BULANAN PURATA MENGIKUT NEGERI, MALAYSIA, 2024

MALAYSIA



**RM5,566**



Nota :  
Perbelanjaan purata berdasarkan keseluruhan isi rumah  
Sumber : Laporan Survei Perbelanjaan Isi Rumah 2024, Jabatan Perangkaan Malaysia (DOSM)

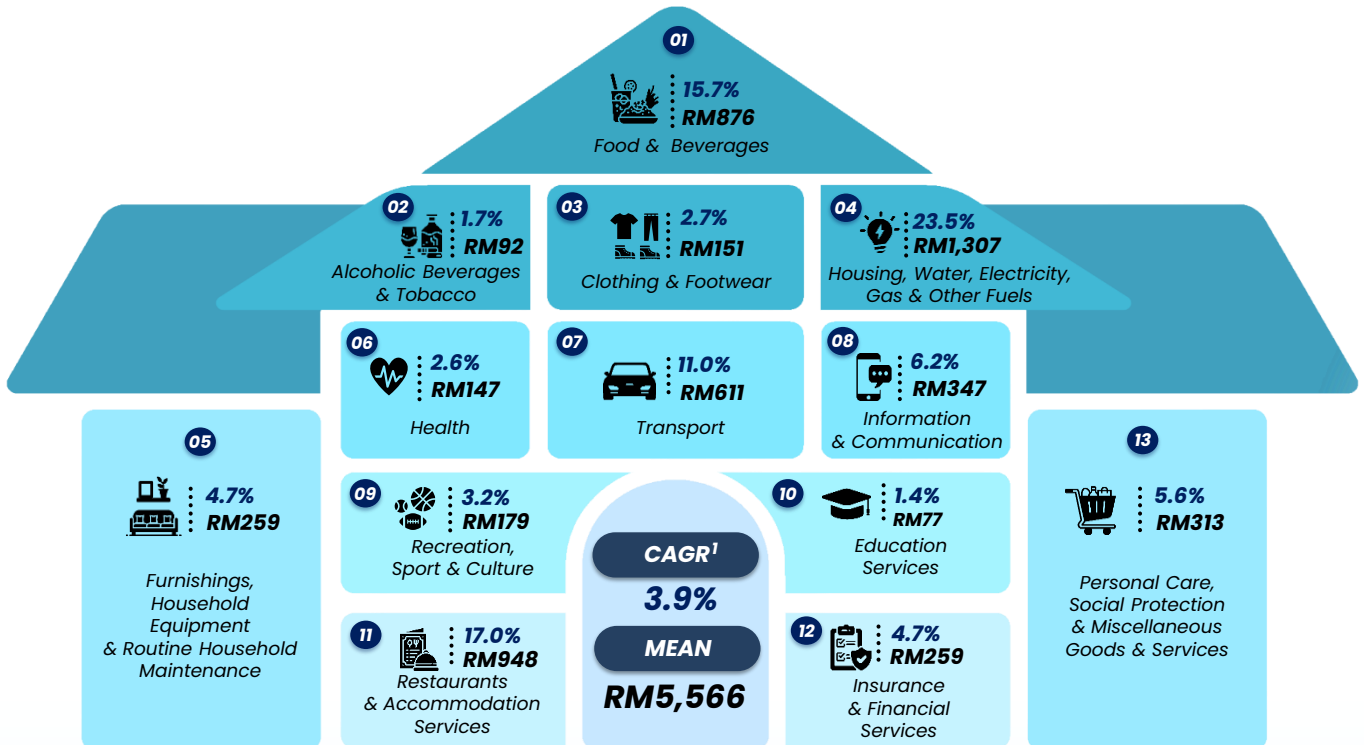


20 Oktober 2016 - 2030

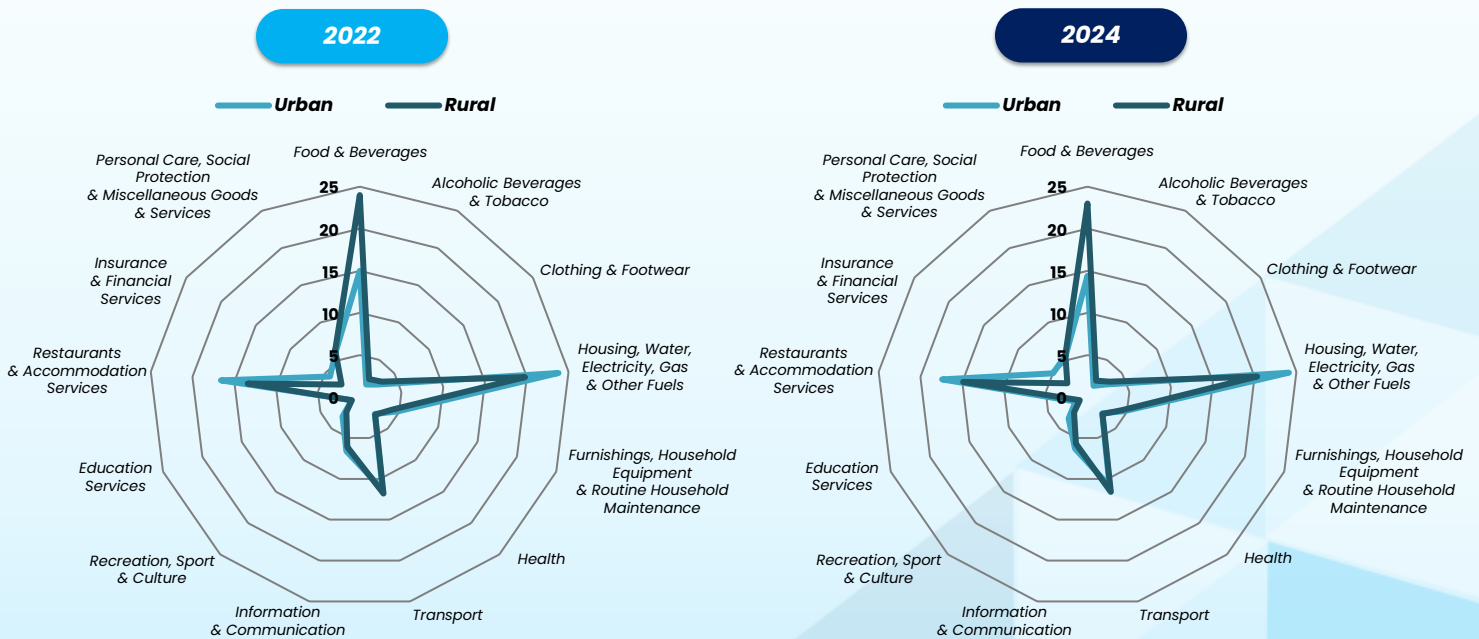


MINISTRY OF ECONOMY  
DEPARTMENT OF STATISTICS MALAYSIA

## COMPOSITION OF MEAN MONTHLY HOUSEHOLD CONSUMPTION EXPENDITURE BY MAIN GROUPS, MALAYSIA, 2024



## COMPOSITION OF MEAN MONTHLY HOUSEHOLD CONSUMPTION EXPENDITURE BY STRATA, MALAYSIA, 2022 AND 2024



Notes :

1. Mean expenditure is based on total household

2. CAGR<sup>1</sup> : Compounded Annual Growth Rate (2022-2024)

Source : Household Expenditure Survey Report 2024, Department of Statistics Malaysia (DOSM)





MINISTRY OF ECONOMY  
DEPARTMENT OF STATISTICS MALAYSIA

## THE HIGHEST THREE SUBGROUPS OF MONTHLY HOUSEHOLD CONSUMPTION EXPENDITURE BY FOUR MAIN GROUPS, MALAYSIA, 2022 AND 2024

01



Food & Beverages

2022

16.3%



Fish & other seafood

23.5%



Live animals, meat & other parts of slaughtered land animals

14.4%



Cereals & cereal products

13.4%

2024

15.7%



Fish & other seafood

22.0%



Cereals & cereal products

14.9%



Live animals, meat & other parts of slaughtered land animals

14.4%

04



Housing, Water, Electricity, Gas & Other Fuels

2022

23.2%



Rental\*

76.2%



Electricity

11.7%



Services for the maintenance, repair & security of the dwelling

3.7%

2024

23.5%



Rental\*

76.2%



Electricity

11.9%



Services for the maintenance, repair & security of the dwelling

3.7%

07



Transport

2022

11.3%



Fuels & lubricants for personal transport equipment

52.2%



Maintenance & repair of personal transport equipment

15.1%



Motor cars

11.7%

2024

11.0%



Fuels & lubricants for personal transport equipment

53.6%



Maintenance & repair of personal transport equipment

16.9%



Motor cars

7.5%

11



Restaurants & Accommodation Services

2022

16.1%



Restaurants, cafés, canteens, cafeterias, refectories & the like

95.1%



Accommodation services

4.4%



Food purchase from other medium

0.5%

2024

17.0%



Restaurants, cafés, canteens, cafeterias, refectories & the like

94.4%



Accommodation services

4.2%



Food purchase from other medium

1.4%

Notes:

- \* Refers to the total of subgroups 0411, 0412, 0421 and 0422 (Refer to COICOP 2018)
- % and % refer to the percentage of the two-digit expenditure groups to the total household expenditure
- % refers to the percentage of the four-digit expenditure groups to the total household expenditure at the two-digit groups

Source: Household Expenditure Survey Report 2024, Department of Statistics Malaysia (DOSM)



@StatsMalaysia



20 October


2016 - 2030



MINISTRY OF ECONOMY  
DEPARTMENT OF STATISTICS MALAYSIA

## MEAN MONTHLY HOUSEHOLD CONSUMPTION EXPENDITURE BY STATE, MALAYSIA, 2024

### MALAYSIA



**RM5,566**



**Johor**  
**RM5,927**



**Kedah**  
**RM4,028**



**Kelantan**  
**RM3,825**



**Melaka**  
**RM6,212**



**Negeri Sembilan**  
**RM5,115**



**Pahang**  
**RM4,368**



**Pulau Pinang**  
**RM5,850**



**Perak**  
**RM4,232**



**Perlis**  
**RM4,084**



**Selangor**  
**RM7,266**



**Terengganu**  
**RM5,219**



**Sabah**  
**RM3,547**



**Sarawak**  
**RM4,281**



**W.P. Kuala Lumpur**  
**RM8,178**



**W.P. Labuan**  
**RM4,497**



**W.P. Putrajaya**  
**RM9,186**

Notes :

Mean expenditure is based on total household

Source : Household Expenditure Survey Report 2024, Department of Statistics Malaysia (DOSM)



**ASEAN**  
MALAYSIA 2025  
INCLUSIVITY AND SUSTAINABILITY



**MALAYSIA MADANI**  
kesejahteraan



20 October

2016 - 2030

## **A. PENGENALAN**

Perbelanjaan penggunaan akhir swasta merupakan komponen penting dan pemacu utama pertumbuhan ekonomi Malaysia. Pada 2024, ia kekal sebagai penyumbang terbesar sebanyak 60.7 peratus kepada Keluaran Dalam Negeri Kasar (KDNK) pada harga semasa. Perbelanjaan penggunaan secara tidak langsung mewujudkan permintaan dan seterusnya merancakkan ekonomi negara. Antara faktor yang boleh mempengaruhi perubahan komposisi dan corak penggunaan isi rumah di Malaysia ialah peningkatan pendapatan, harga barang serta cita rasa pengguna. Oleh itu, pemahaman tentang corak perbelanjaan pengguna memainkan peranan penting dalam pelaksanaan strategi yang berkesan untuk mencapai matlamat pertumbuhan ekonomi negara, meningkatkan kesejahteraan dan taraf hidup masyarakat. Perbelanjaan isi rumah dapat dikaji melalui Survei Perbelanjaan Isi Rumah (*Household Expenditure Survey - HES*) yang dilaksanakan oleh Jabatan Perangkaan Malaysia (DOSM) bagi mengumpul data yang komprehensif.

## **B. LATAR BELAKANG SURVEI**

HES 2024 merupakan survei kali ke-17 sejak pelaksanaannya yang pertama pada tahun 1957/1958. Survei ini dijalankan oleh DOSM secara berkala iaitu sekali setiap lima tahun sehingga tahun 2014 bagi mendapatkan maklumat berkaitan paras dan corak perbelanjaan isi rumah ke atas pelbagai barang dan perkhidmatan. Mulai tahun 2016, HES telah disepadukan dengan Survei Pendapatan Isi Rumah (*Household Income Survey - HIS*) dan dilaksanakan dengan kekerapan dua kali dalam tempoh lima tahun bagi meningkatkan keberkalaan data dan ketepatan anggaran.

HES 2024 dilaksanakan menggunakan kaedah pensampelan rawak sistematik seperti pelaksanaan survei sebelum ini. Sampel bagi survei ini dipilih berdasarkan senarai tempat kediaman yang diperoleh daripada Banci Penduduk dan Perumahan Malaysia 2020. Kaedah pemilihan ini membolehkan anggaran yang dihasilkan mewakili populasi isi rumah Malaysia yang dianggarkan berjumlah 8.7 juta pada tahun 2024, merangkumi semua negeri dan peringkat daerah pentadbiran.

Pada peringkat awal pelaksanaannya, data perbelanjaan isi rumah digunakan terutamanya bagi penyediaan wajaran untuk pembentukan Indeks Harga Pengguna (IHP) serta kajian pola perbelanjaan isi rumah. Kini, maklumat ini memainkan peranan penting dalam pelbagai aspek pembangunan dan perancangan dasar negara. Data yang diperoleh melalui HES menjadi input utama bagi pengiraan Keluaran Dalam Negeri Kasar (KDNK), pengukuran Pendapatan Garis Kemiskinan (PGK), penilaian kos sara hidup serta analisis ketidaksamarataan.

## **C. PENEMUAN SURVEI**

Ringkasan penemuan membentangkan dapatan yang terbahagi kepada enam (6) bahagian merangkumi statistik perbelanjaan penggunaan isi rumah bulanan, corak perbelanjaan penggunaan isi rumah bulanan, kecenderungan mengguna marginal, perbelanjaan bukan penggunaan, perbelanjaan penggunaan isi rumah bulanan ke atas keperluan asas dan pilihan serta perbelanjaan isi rumah bulanan purata dan IHP.

### **1. STATISTIK PERBELANJAAN PENGGUNAAN ISI RUMAH BULANAN**

Perbelanjaan penggunaan merujuk kepada bahagian pendapatan yang dibelanjakan untuk kegunaan persendirian ke atas barangan dan perkhidmatan. Berdasarkan dapatan survei, perbelanjaan penggunaan isi rumah bulanan purata meningkat daripada RM5,150 pada 2022 kepada RM5,566 pada 2024 dengan Kadar Pertumbuhan Tahunan Dikompaun (CAGR) 3.9 peratus. Pada tempoh yang sama, purata pendapatan isi rumah meningkat daripada RM8,479 kepada RM9,155.

Sementara itu, perbelanjaan penggunaan isi rumah bulanan penengah meningkat daripada RM4,282 pada 2022 kepada RM4,758 pada 2024 dengan CAGR 5.3 peratus. Perbelanjaan penggunaan per kapita yang diperoleh dengan membahagikan nilai perbelanjaan isi rumah dengan bilangan penduduk di Malaysia, meningkat daripada RM1,637 pada 2022 kepada RM1,858 pada 2024 yang mencatatkan peningkatan 6.3 peratus.

#### **1.1 KOMPOSISI PERBELANJAAN PENGGUNAAN ISI RUMAH BULANAN MENGIKUT KUMPULAN UTAMA**

Perbandingan peratusan perbelanjaan penggunaan isi rumah bulanan purata bagi tahun 2024 dan 2022 memberikan gambaran tentang perubahan corak perbelanjaan isi rumah sejajar dengan perkembangan sosioekonomi negara. Dalam tempoh tersebut, perbelanjaan isi rumah dipengaruhi oleh faktor seperti peningkatan kos sara hidup dan perubahan demografi isi rumah.


Dapatan survei pada tahun 2024 menunjukkan terdapat peningkatan dalam komposisi perbelanjaan isi rumah bagi lima (5) kumpulan utama berbanding tahun 2022. Peningkatan dicatatkan dalam kumpulan Restoran & Perkhidmatan Penginapan sebanyak 0.9 mata peratus, diikuti oleh Insurans & Perkhidmatan Kewangan (0.7 mata peratus). Sementara itu, Perumahan, Air, Elektrik, Gas & Bahan Api Lain meningkat sebanyak 0.3 mata peratus. Manakala, Rekreasi, Sukan & Kebudayaan dan Perkhidmatan Pendidikan masing-masing meningkat sebanyak 0.2 dan 0.1 mata peratus.

Enam (6) kumpulan mencatatkan penurunan dalam komposisi perbelanjaan. Kumpulan Makanan & Minuman mencatatkan penurunan sebanyak 0.6 mata peratus, diikuti Penjagaan Diri, Perlindungan Sosial & Pelbagai barangan & Perkhidmatan (-0.5 mata peratus) dan Pengangkutan (-0.3 mata peratus). Seterusnya, Maklumat & Komunikasi menurun sebanyak 0.4 mata peratus. Selain itu, Minuman Alkohol & Tembakau dan Kesihatan juga mencatatkan penurunan paling kecil sebanyak 0.1 mata peratus. Manakala, perbelanjaan bagi kumpulan Pakaian & Kasut dan Hiasan, Perkakasan & Penyelenggaraan Isi Rumah kekal tidak berubah [Paparan 1].

**Paparan 1**

**Komposisi perbelanjaan penggunaan isi rumah bulanan purata mengikut 13 kumpulan utama, Malaysia, 2022 dan 2024**

2022 2024



## 1.2 PERBELANJAAN PENGGUNAAN ISI RUMAH BULANAN MENGIKUT JENIS BARANGAN

Perbelanjaan penggunaan isi rumah terdiri daripada barang dan perkhidmatan. Barang dikategorikan kepada barang tahan lama, barang semi tahan lama dan barang tidak tahan lama.

Pada 2024, peratusan perbelanjaan bagi komponen perkhidmatan ialah 56.7 peratus dengan CAGR sebanyak 6.0 peratus. Sementara itu, perbelanjaan penggunaan isi rumah bulanan ke atas barang sebanyak 43.3 peratus dengan kadar pertumbuhan 1.2 peratus. Dalam kategori barang, subkomponen terbesar ialah barang tidak tahan lama dengan komposisi 30.8 peratus dan merekodkan kadar peningkatan sebanyak 1.9 peratus. Selain itu, barang semi tahan lama menurun kepada -1.3 peratus dengan komposisi 6.8 peratus, manakala barang tahan lama merekodkan pertumbuhan 0.5 peratus dengan komposisi 5.7 peratus [Jadual 1].

**Jadual 1** Jenis barangan perbelanjaan, Malaysia, 2022 dan 2024

| Jenis barangan          | 2022         |              | 2024         |              | CAGR (%)   |
|-------------------------|--------------|--------------|--------------|--------------|------------|
|                         | Purata (RM)  | Peratus (%)  | Purata (RM)  | Peratus (%)  |            |
| <b>Barang</b>           | <b>2,352</b> | <b>45.7</b>  | <b>2,409</b> | <b>43.3</b>  | <b>1.2</b> |
| Barang tahan lama       | 314          | 6.1          | 317          | 5.7          | 0.5        |
| Barang semi tahan lama  | 389          | 7.6          | 379          | 6.8          | -1.3       |
| Barang tidak tahan lama | 1,649        | 32.0         | 1,713        | 30.8         | 1.9        |
| <b>Perkhidmatan</b>     | <b>2,797</b> | <b>54.3</b>  | <b>3,157</b> | <b>56.7</b>  | <b>6.0</b> |
| <b>JUMLAH</b>           | <b>5,150</b> | <b>100.0</b> | <b>5,566</b> | <b>100.0</b> | <b>3.9</b> |

## **2. CORAK PERBELANJAAN PENGGUNAAN ISI RUMAH BULANAN**

### **2.1 PERBELANJAAN PENGGUNAAN ISI RUMAH BULANAN MENGIKUT STRATA**

Perbelanjaan penggunaan isi rumah bulanan purata di kawasan bandar meningkat sebanyak 3.6 peratus setahun, daripada RM5,675 kepada RM6,103 berbanding di kawasan luar bandar yang mencatat pertumbuhan 4.8 peratus setahun, daripada RM3,409 kepada RM3,750 bagi tempoh 2022 hingga 2024. Peningkatan ini sejajar dengan pertambahan pendapatan purata isi rumah di kawasan bandar (RM10,180) iaitu 1.8 kali ganda lebih tinggi berbanding di kawasan luar bandar (RM5,636).

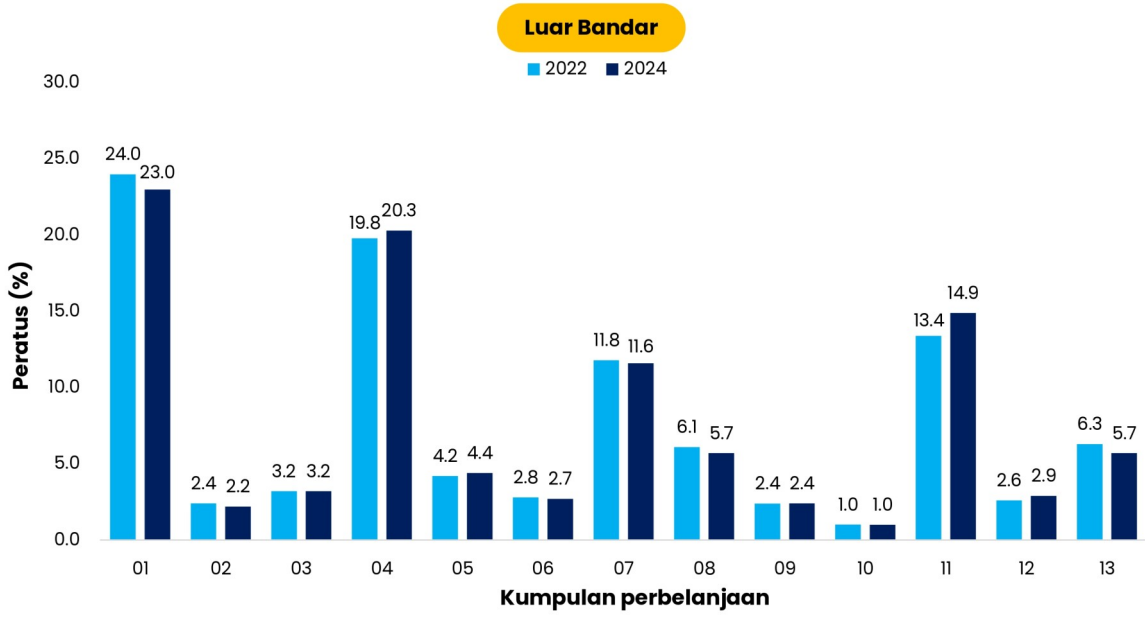
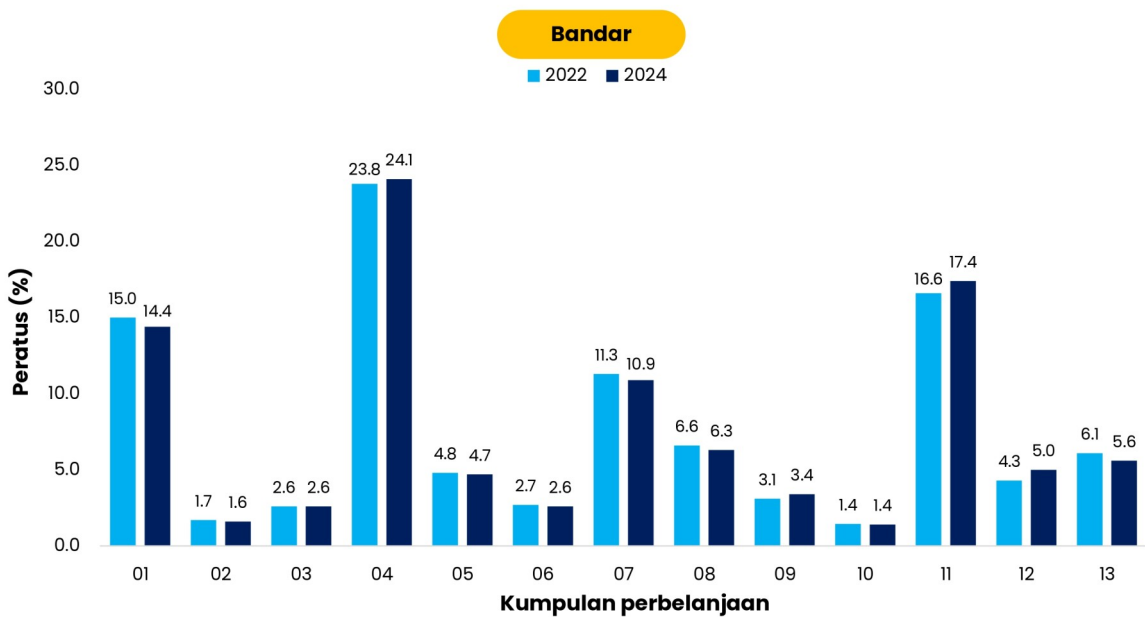
Komposisi perbelanjaan penggunaan isi rumah bulanan purata mengikut kumpulan menunjukkan perbezaan ketara dalam keutamaan perbelanjaan antara isi rumah di kawasan bandar dan luar bandar pada tahun 2024, khususnya bagi perbelanjaan Perumahan, Air, Elektrik, Gas & Bahan Api Lain; Makanan & Minuman dan Restoran & Perkhidmatan Penginapan. Perbelanjaan Perumahan, Air, Elektrik, Gas & Bahan Api Lain merekodkan perbelanjaan tertinggi iaitu sebanyak 24.1 peratus di kawasan bandar, manakala hanya 20.3 peratus diperuntukkan untuk perbelanjaan tersebut di kawasan luar bandar.

Trend ini disebabkan oleh isi rumah di kawasan luar bandar mengutamakan perbelanjaan ke atas Makanan & Minuman, iaitu sebanyak 23.0 peratus. Sebaliknya, isi rumah di kawasan bandar mencatatkan perbelanjaan yang lebih rendah, iaitu 14.4 peratus daripada jumlah perbelanjaan mereka.

Selain itu, isi rumah di kawasan bandar mencatatkan perbelanjaan lebih tinggi bagi Restoran & Perkhidmatan Penginapan, iaitu 17.4 peratus berbanding 14.9 peratus bagi perbelanjaan isi rumah di kawasan luar bandar. Corak perbelanjaan di bandar juga dipengaruhi oleh perbelanjaan ke atas barangan dan perkhidmatan pilihan pengguna lain seperti Maklumat & Komunikasi (6.3%) serta Insurans & Perkhidmatan Kewangan (5.0%) **[Carta 1]**.

**Carta 1**

**Komposisi perbelanjaan penggunaan isi rumah bulanan mengikut strata, Malaysia, 2022 dan 2024**



**Kumpulan perbelanjaan:**

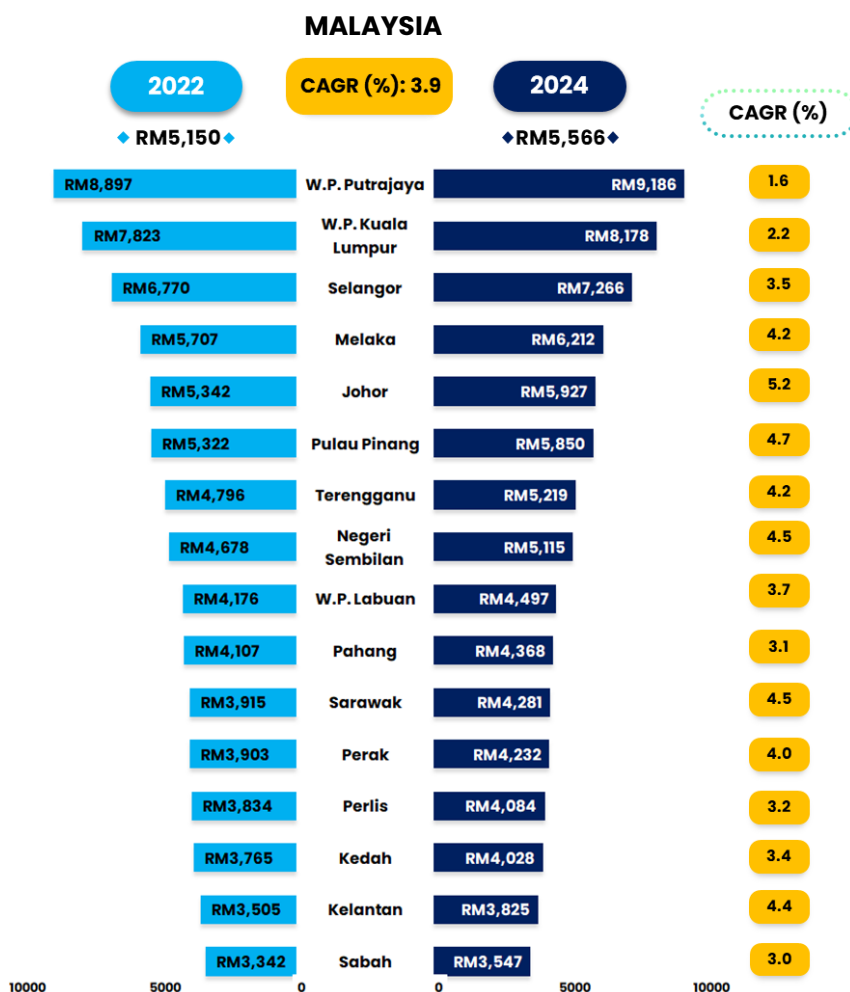
- |   |   |  |
|---|---|--|
| <p><b>01</b> - Makanan &amp; Minuman</p> <p><b>02</b> - Minuman Alkohol &amp; Tembakau</p> <p><b>03</b> - Pakaian &amp; Kasut</p> <p><b>04</b> - Perumahan, Air, Elektrik, Gas &amp; Bahan Api Lain</p> | <p><b>05</b> - Hiasan, Perkakasan &amp; Penyelenggaraan Isi Rumah</p> <p><b>06</b> - Kesihatan</p> <p><b>07</b> - Pengangkutan</p> <p><b>08</b> - Maklumat &amp; Komunikasi</p> | <p><b>09</b> - Rekreasi, Sukan &amp; Kebudayaan</p> <p><b>10</b> - Perkhidmatan Pendidikan</p> <p><b>11</b> - Restoran &amp; Perkhidmatan Penginapan</p> <p><b>12</b> - Insurans &amp; Perkhidmatan Kewangan</p> <p><b>13</b> - Penjagaan Diri, Perlindungan Sosial &amp; Pelbagai Barangan &amp; Perkhidmatan</p> |
|---|---|--|

## 2.2 PERBELANJAAN PENGGUNAAN ISI RUMAH BULANAN PURATA MENGIKUT NEGERI

Di peringkat negeri, kesemua negeri mencatatkan CAGR yang positif pada tahun 2024. W.P. Putrajaya mencatatkan perbelanjaan penggunaan isi rumah bulanan purata tertinggi sebanyak RM9,186. Selain itu, terdapat lima (5) negeri lain juga merekodkan perbelanjaan penggunaan isi rumah melebihi purata nasional sebanyak RM5,566, iaitu W.P. Kuala Lumpur (RM8,178), Selangor (RM7,266), Melaka (RM6,212), Johor (RM5,927) dan Pulau Pinang (RM5,850). Di samping itu, empat (4) negeri dengan CAGR bagi perbelanjaan isi rumah tertinggi direkodkan oleh Johor (5.2%), diikuti oleh Pulau Pinang (4.7%), Negeri Sembilan dan Sarawak (4.5%). Manakala, antara negeri dengan CAGR bagi perbelanjaan isi rumah terendah direkodkan di W.P. Putrajaya, iaitu sebanyak 1.6 peratus, diikuti oleh W.P. Kuala Lumpur (2.2%), Sabah (3.0%) dan Pahang (3.1%) [Carta 2].

Carta 2

Perbelanjaan penggunaan isi rumah bulanan purata mengikut negeri Malaysia, 2022 dan 2024



### 2.3 PERBELANJAAN PENGGUNAAN ISI RUMAH BULANAN MENGIKUT KUMPULAN ETNIK UTAMA

Pada 2024, perbelanjaan penggunaan isi rumah bulanan purata bagi Cina (RM6,983) adalah 1.2 peratus lebih tinggi daripada India (RM6,028) dan 1.4 peratus lebih tinggi berbanding Bumiputera (RM5,118). Dari segi CAGR, isi rumah Cina mencatatkan kadar tertinggi (4.8%), diikuti India (4.2%) dan Bumiputera (3.5%).

Berdasarkan komposisi perbelanjaan, ketiga-tiga (3) etnik menunjukkan keutamaan perbelanjaan yang serupa. Perbelanjaan ke atas Perumahan, Air, Elektrik, Gas & Bahan Api Lain merekodkan perbelanjaan tertinggi merentasi semua kaum iaitu 26.0 peratus bagi Cina, 23.5 peratus bagi India dan 21.9 peratus bagi Bumiputera. Kumpulan perbelanjaan kedua tertinggi, iaitu Restoran & Perkhidmatan Penginapan didominasi oleh Bumiputera sebanyak 17.4 peratus, diikuti India (17.3%) dan Cina (16.2%). Selain itu, perbelanjaan atas keperluan asas seperti Makanan & Minuman turut menjadi keutamaan, dengan sumbangan 17.3 peratus bagi Bumiputera, 13.8 peratus bagi India dan 12.9 peratus bagi Cina [Jadual 2].

**Jadual 2**

**Peratusan perbelanjaan penggunaan isi rumah bulanan purata mengikut kumpulan etnik utama, Malaysia, 2022 dan 2024**

| Kumpulan perbelanjaan  | Kumpulan etnik utama |              |              |              |              |              |
|--|----------------------|--------------|--------------|--------------|--------------|--------------|
|  | Bumiputera           |              | Cina         |              | India        |              |
|  | 2022                 | 2024         | 2022         | 2024         | 2022         | 2024         |
| Makanan & Minuman  | 17.7                 | 17.3         | 13.8         | 12.9         | 14.6         | 13.8         |
| Minuman Alkohol & Tembakau   | 1.4                  | 1.3          | 2.5          | 2.3          | 2.5          | 2.1          |
| Pakaian & Kasut  | 3.1                  | 3.1          | 2.1          | 2.0          | 2.4          | 2.4          |
| Perumahan, Air, Elektrik, Gas & Bahan Api Lain                         | 21.5                 | 21.9         | 25.8         | 26.0         | 24.4         | 23.5         |
| Hiasan, Perkakasan & Penyelenggaraan Isi Rumah                         | 4.8                  | 4.7          | 4.5          | 4.6          | 4.8          | 4.7          |
| Kesihatan  | 2.6                  | 2.4          | 3.0          | 3.1          | 3.1          | 2.9          |
| Pengangkutan   | 11.8                 | 11.2         | 10.8         | 10.6         | 10.9         | 11.3         |
| Maklumat & Komunikasi  | 6.7                  | 6.4          | 6.3          | 5.9          | 6.7          | 6.4          |
| Rekreasi, Sukan & Kebudayaan   | 2.9                  | 3.0          | 3.5          | 3.8          | 3.0          | 3.4          |
| Perkhidmatan Pendidikan  | 1.3                  | 1.5          | 1.3          | 1.2          | 1.4          | 1.4          |
| Restoran & Perkhidmatan Penginapan                                     | 16.3                 | 17.4         | 15.9         | 16.2         | 5.9          | 17.3         |
| Insurans & perkhidmatan Kewangan                                       | 3.6                  | 4.0          | 4.6          | 6.0          | 4.7          | 5.2          |
| Penjagaan Diri, Perlindungan Sosial & Pelbagai barangan & Perkhidmatan | 6.3                  | 5.8          | 5.9          | 5.4          | 5.6          | 5.6          |
| <b>JUMLAH</b>  | <b>100.0</b>         | <b>100.0</b> | <b>100.0</b> | <b>100.0</b> | <b>100.0</b> | <b>100.0</b> |

## 2.4 PERBELANJAAN PENGGUNAAN ISI RUMAH BULANAN MENGIKUT SAIZ ISI RUMAH

Penemuan survei menunjukkan bahawa isi rumah perseorangan di Malaysia mencatatkan perbelanjaan penggunaan isi rumah bulanan purata sebanyak RM3,676. Seterusnya, isi rumah dua orang mencatatkan purata perbelanjaan RM4,795. Bagi isi rumah tiga orang, purata perbelanjaan adalah RM5,596 manakala isi rumah yang terdiri daripada empat orang dan lebih membelanjakan sebanyak RM6,237.

Dapatan menunjukkan isi rumah perseorangan membelanjakan 31.8 peratus bagi kumpulan Perumahan, Air, Elektrik, Gas & Bahan Api Lain. Peratusan ini menurun kepada 27.0 peratus bagi isi rumah dua orang, 24.1 peratus bagi isi rumah tiga orang dan 21.1 peratus bagi isi rumah empat orang dan lebih.

Komponen perbelanjaan kedua tertinggi merupakan Restoran & Perkhidmatan Penginapan, dengan isi rumah empat orang merekodkan peratusan tertinggi sebanyak 17.6 peratus, berbanding saiz isi rumah tiga orang (17.1%), isi rumah dua orang (15.8%) dan isi rumah perseorangan (15.3%) [Jadual 3].

**Jadual 3**

**Komposisi perbelanjaan penggunaan isi rumah bulanan purata mengikut saiz isi rumah, Malaysia, 2022 dan 2024**

| Kumpulan perbelanjaan  | Saiz isi rumah (orang) |              |              |              |              |              |                 |              |
|--|------------------------|--------------|--------------|--------------|--------------|--------------|-----------------|--------------|
|  | Satu                   |              | Dua          |              | Tiga         |              | Empat dan lebih |              |
|  | 2022                   | 2024         | 2022         | 2024         | 2022         | 2024         | 2022            | 2024         |
| Makanan & Minuman  | 15.2                   | 14.5         | 16.2         | 15.7         | 16.4         | 15.4         | 16.3            | 16.0         |
| Minuman Alkohol & Tembakau   | 2.1                    | 1.9          | 1.9          | 1.7          | 2.0          | 1.7          | 1.8             | 1.6          |
| Pakaian & kasut  | 2.2                    | 2.1          | 2.4          | 2.3          | 2.5          | 2.5          | 2.7             | 3.0          |
| Perumahan, Air, Elektrik, Gas & Bahan Api Lain                         | 31.2                   | 31.8         | 26.8         | 27.0         | 24.4         | 24.1         | 23.2            | 21.1         |
| Hiasan, Perkakasan & Penyelenggaraan isi rumah                         | 4.5                    | 5.0          | 4.8          | 4.9          | 4.8          | 4.8          | 4.7             | 4.5          |
| Kesihatan  | 3.2                    | 3.4          | 3.2          | 3.3          | 2.8          | 2.7          | 2.8             | 2.3          |
| Pengangkutan   | 9.7                    | 10.2         | 10.9         | 10.5         | 11.2         | 10.8         | 11.3            | 11.3         |
| Maklumat & Komunikasi  | 5.9                    | 5.0          | 6.1          | 5.7          | 6.6          | 6.4          | 6.7             | 6.5          |
| Rekreasi, Sukan & Kebudayaan   | 2.7                    | 2.8          | 2.8          | 3.0          | 2.8          | 3.2          | 3.0             | 3.3          |
| Perkhidmatan Pendidikan  | 0.1                    | 0.2          | 0.2          | 0.3          | 0.9          | 1.1          | 1.3             | 2.0          |
| Restoran & Perkhidmatan Penginapan                                     | 14.8                   | 15.3         | 15.2         | 15.8         | 16.0         | 17.1         | 16.1            | 17.6         |
| Insurans & Perkhidmatan Kewangan                                       | 3.5                    | 3.4          | 3.9          | 4.6          | 3.8          | 4.8          | 4.0             | 4.8          |
| Penjagaan Diri, Perlindungan Sosial & Pelbagai Barangan & Perkhidmatan | 4.9                    | 4.5          | 5.6          | 5.2          | 5.8          | 5.4          | 6.1             | 6.0          |
| <b>JUMLAH</b>  | <b>100.0</b>           | <b>100.0</b> | <b>100.0</b> | <b>100.0</b> | <b>100.0</b> | <b>100.0</b> | <b>100.0</b>    | <b>100.0</b> |
| <b>PERBELANJAAN PENGGUNAAN ISI RUMAH BULANAN PURATA (RM)</b>           | <b>3,150</b>           | <b>3,676</b> | <b>4,269</b> | <b>4,795</b> | <b>5,059</b> | <b>5,596</b> | <b>5,837</b>    | <b>6,237</b> |

## **2.5 PERBELANJAAN PENGGUNAAN ISI RUMAH BULANAN MENGIKUT KUMPULAN UMUR KETUA ISI RUMAH**

Pada 2024, perbelanjaan penggunaan isi rumah bulanan purata tertinggi sebanyak RM5,963 direkodkan oleh isi rumah yang diketuai oleh individu berumur 35 hingga 64 tahun. Ini diikuti oleh kumpulan umur 15 hingga 34 tahun dengan purata sebanyak RM5,022 sebulan. Sementara itu, purata perbelanjaan penggunaan bulanan terendah sebanyak RM4,351 direkodkan oleh isi rumah yang diketuai oleh individu berumur 65 tahun dan lebih.

Dari segi komposisi perbelanjaan, kumpulan ketua isi rumah berumur 35 hingga 64 tahun mencatatkan perbelanjaan yang tertinggi bagi kumpulan Perumahan Air, Elektrik, Gas & Bahan Api Lain sebanyak 23.5 peratus (RM1,372). Selain itu, kumpulan Restoran & Perkhidmatan Penginapan mencatatkan perbelanjaan sebanyak 17.1 peratus (RM1,021) dan 15.3 peratus (RM910) untuk kumpulan Makanan & Minuman.

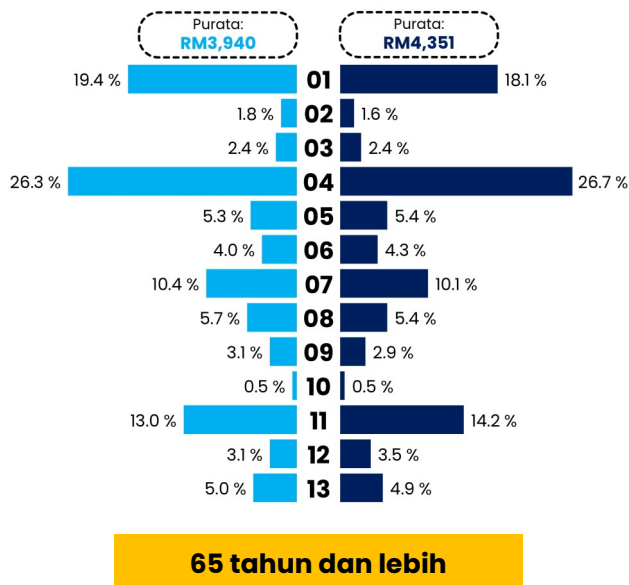
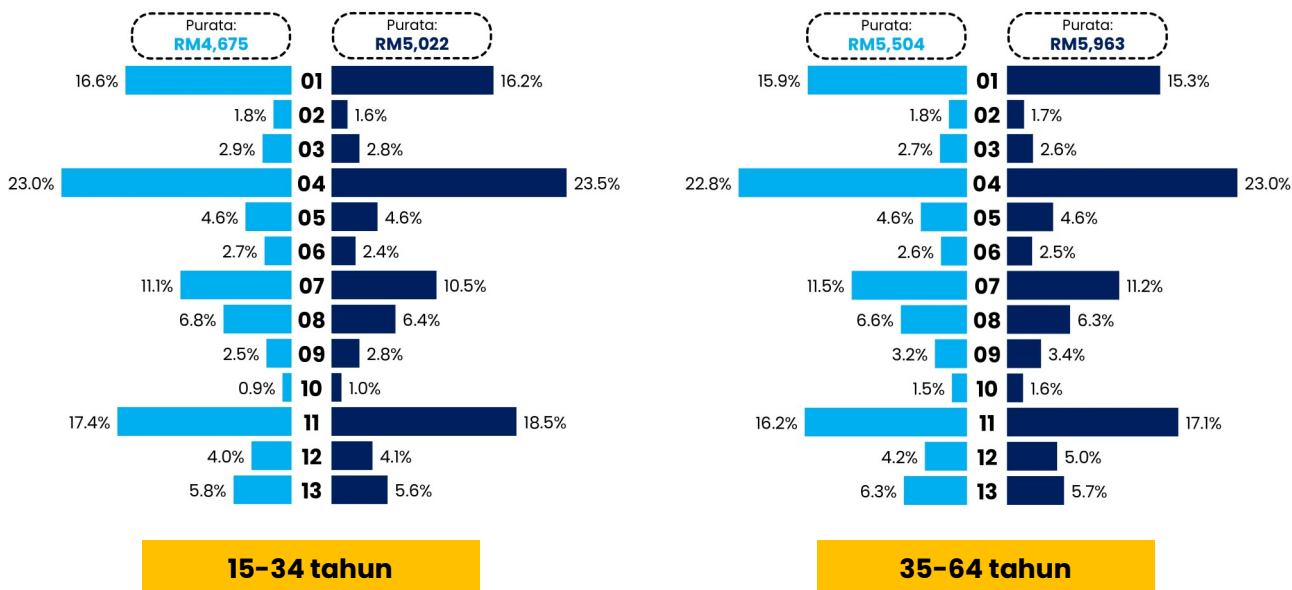
Bagi ketua isi rumah yang berumur 15 hingga 34 tahun, kumpulan Perumahan, Air, Elektrik, Gas & Bahan Api Lain merupakan perbelanjaan utama yang merekodkan sebanyak 23.5 peratus (RM1,181), diikuti Restoran & Perkhidmatan Penginapan pada 18.5 peratus (RM927) serta Makanan & Minuman sebanyak 16.2 peratus (RM815).

Selain itu, isi rumah yang diketuai oleh kumpulan umur 65 tahun dan lebih mencatatkan perbelanjaan yang paling tinggi sebanyak 26.7 peratus (RM1,161) untuk kumpulan Perumahan Air, Elektrik, Gas & Bahan Api Lain. Berbanding dengan isi rumah yang diketuai oleh kumpulan umur yang lebih muda, isi rumah yang diketuai oleh individu berumur 65 tahun dan lebih cenderung untuk mengutamakan perbelanjaan atas kumpulan Makanan & Minuman dengan komposisi 18.1 peratus (RM788), manakala kumpulan Restoran & Perkhidmatan Penginapan mencatatkan sebanyak 14.2 peratus (RM619) **[Paparan 2]**.

Paparan 2

Komposisi perbelanjaan penggunaan isi rumah bulanan mengikut kumpulan umur ketua isi rumah, Malaysia, 2022 dan 2024

2022 2024



Kumpulan perbelanjaan:

- |   |   |   |
|---|---|---|
| 01 - Makanan & Minuman                              | 05 - Hiasan, Perkakasan & Penyelenggaraan Isi Rumah | 09 - Rekreasi, Sukan & Kebudayaan   |
| 02 - Minuman Alkohol & Tembakau                     | 06 - Kesihatan                                      | 10 - Perkhidmatan Pendidikan  |
| 03 - Pakaian & Kasut                                | 07 - Pengangkutan                                   | 11 - Restoran & Perkhidmatan Penginapan                                     |
| 04 - Perumahan, Air, Elektrik, Gas & Bahan Api Lain | 08 - Maklumat & Komunikasi                          | 12 - Insurans & Perkhidmatan Kewangan                                       |
|   |   | 13 - Penjagaan Diri, Perlindungan Sosial & Pelbagai Barangan & Perkhidmatan |

## **2.6 PERATUSAN TIGA SUBKUMPULAN PERBELANJAAN PENGGUNAAN ISI RUMAH BULANAN TERTINGGI MENGIKUT KUMPULAN UTAMA**

Empat (4) kumpulan utama merekodkan komposisi sebanyak 67.2 peratus, iaitu Perumahan, Air, Elektrik, Gas & Bahan Api Lain (23.5%); Restoran & Perkhidmatan Penginapan (17.0%); Makanan & Minuman (15.7%) dan Pengangkutan (11.0%) .

Dapatan survei menunjukkan perbelanjaan isi rumah tertinggi bagi kumpulan Perumahan, Air, Elektrik, Gas & Bahan Api Lain dicatatkan oleh sewaan dengan 76.2 peratus, diikuti oleh bekalan elektrik (11.9%) dan bayaran perkhidmatan penyelenggaraan, pembaikan & keselamatan rumah kediaman (3.7%) .

Bagi kumpulan Restoran & Perkhidmatan Penginapan, komponen utama dengan peratusan perbelanjaan isi rumah tertinggi ialah restoran, kafe, kantin, kafetaria, dewan makan & seumpamanya sebanyak 94.4 peratus. Selain itu, perkhidmatan penginapan dan pembelian makanan dari lain-lain medium masing-masing mencatatkan 4.2 peratus dan 1.4 peratus.

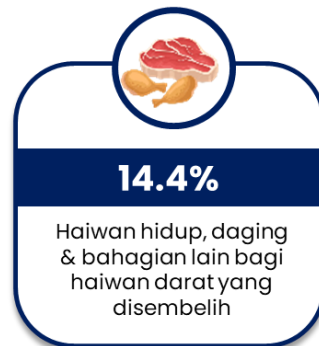
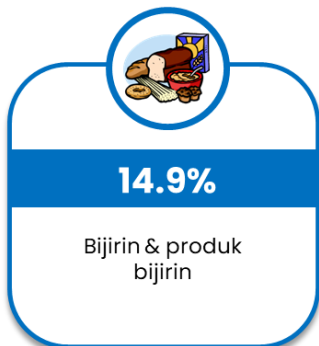
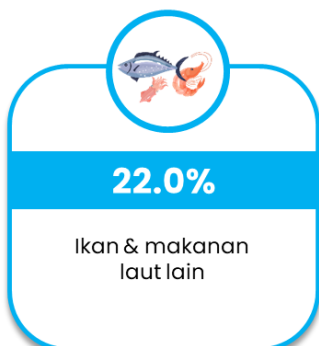
Peratusan perbelanjaan ke atas ikan & makanan laut lain direkodkan sebagai perbelanjaan isi rumah tertinggi iaitu 22.0 peratus bagi kumpulan Makanan & Minuman. Di samping itu, bijirin & produk bijirin (14.9%) dan haiwan hidup, daging & bahagian lain haiwan darat yang disembelih (14.4%) turut disenaraikan sebagai makanan pilihan utama isi rumah.

Dalam kumpulan Pengangkutan, bahan api & pelincir untuk kelengkapan pengangkutan persendirian mendominasi perbelanjaan isi rumah dengan merekodkan 53.6 peratus, diikuti penyelenggaraan & pembaikan kelengkapan kenderaan persendirian (16.9%) dan motokar (7.5%) **[Paparan 3]**.

**Paparan 3** Peratusan tiga subkumpulan perbelanjaan penggunaan isi rumah bulanan tertinggi mengikut kumpulan utama, Malaysia, 2024

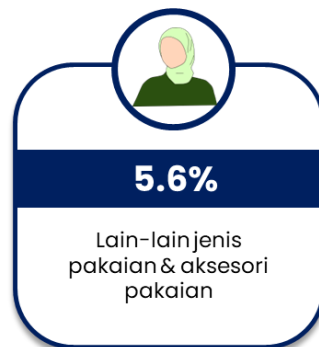
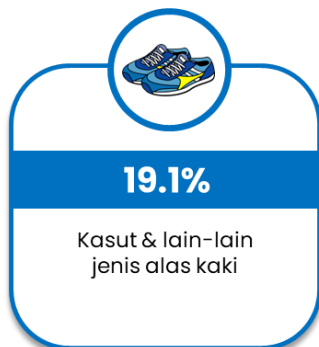

01

**Makanan & Minuman**



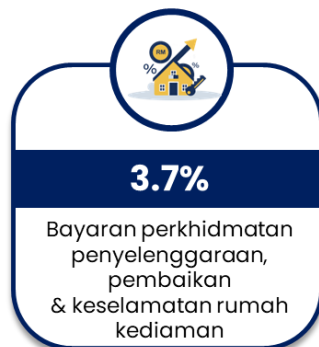


03

**Pakaian & Kasut**



04

**Perumahan, Air, Elektrik, Gas & Bahan Api Lain**

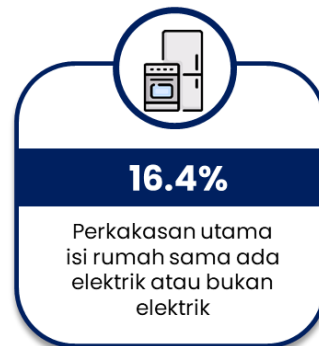
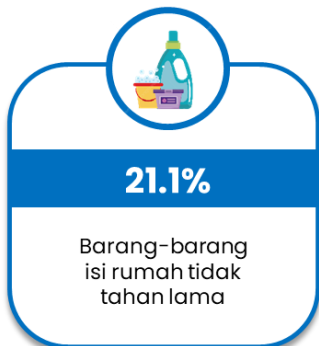
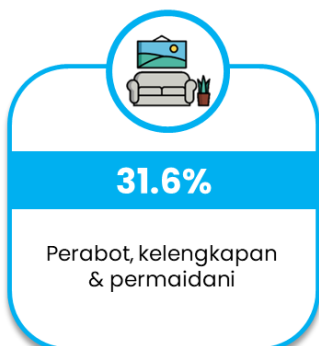


Nota :

1. Paparan tidak termasuk perincian kumpulan 02
2. \* Merujuk kepada hasil tambah subkumpulan 0411, 0412, 0421 & 0422 (Rujuk COICOP 2018)
3. Peratusan merujuk kepada purata subkumpulan (empat digit) perbelanjaan isi rumah dibahagi dengan jumlah purata perbelanjaan kumpulan utama (dua digit)

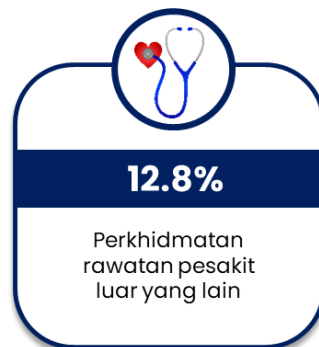


05

**Hiasan, Perkakasan & Penyelenggaraan Isi Rumah**



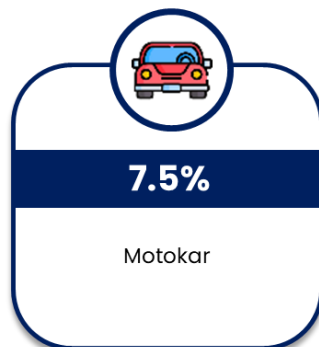
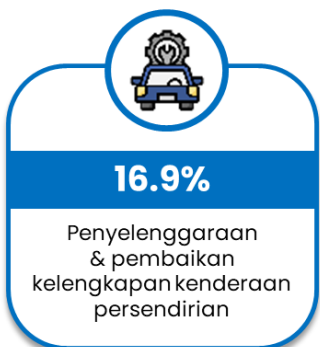
06

**Kesihatan**



07

**Pengangkutan**






Nota :

Peratusan merujuk kepada purata subkumpulan (empat digit) perbelanjaan isi rumah dibahagi dengan jumlah purata perbelanjaan kumpulan utama (dua digit)

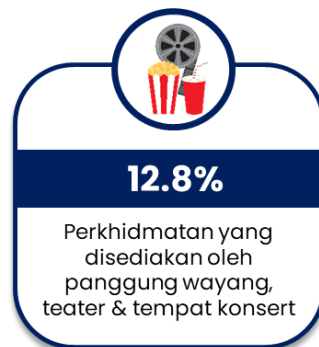

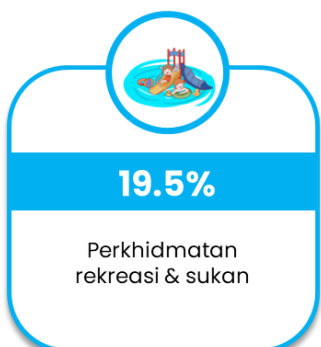
08

**Maklumat & Komunikasi**



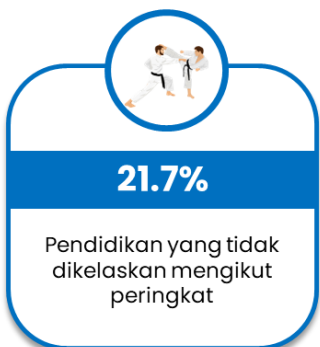
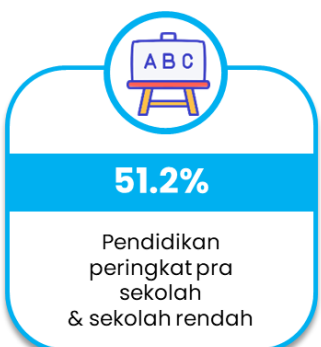
09

**Rekreasi, Sukan & Kebudayaan**



10

**Perkhidmatan Pendidikan**



Nota :

Peratusan merujuk kepada purata subkumpulan (empat digit) perbelanjaan isi rumah dibahagi dengan jumlah purata perbelanjaan kumpulan utama (dua digit)

11

**Restoran & Perkhidmatan  
Penginapan**



**94.4%**

Restoran, kafe, kantin,  
kafetaria, dewan makan  
& seumpamanya



**4.2%**

Perkhidmatan  
penginapan



**1.3%**

Pembelian makanan  
dari lain-lain  
medium

12

**Insurans & Perkhidmatan  
Kewangan**



**35.7%**

Insurans berkaitan  
dengan kesihatan



**31.3%**

Insurans berkaitan  
dengan pengangkutan



**20.4%**

Insurans nyawa  
& kemalangan

13

**Penjagaan Diri, Perlindungan  
Sosial & Pelbagai Barangan  
& Perkhidmatan**



**45.3%**

Lain-lain perkakas,  
artikel & produk  
untuk penjagaan  
diri



**17.1%**

Salon dandanan rambut  
& pusat dandanan  
peribadi



**14.2%**

Barang kemas  
& jam tangan

Nota :

Peratusan merujuk kepada purata subkumpulan (empat digit) perbelanjaan isi rumah dibahagi dengan jumlah purata perbelanjaan kumpulan utama (dua digit)

### 3. KECENDERONGAN MENGGUNA MARGINAL

Kecenderungan Mengguna Marginal (MPC) merujuk kepada ukuran yang menunjukkan kadar tambahan pendapatan boleh guna yang dibelanjakan oleh isi rumah berbanding disimpan. Oleh itu, MPC merupakan indikator penting dalam menilai kesan perubahan pendapatan terhadap corak perbelanjaan isi rumah. Nilai MPC ialah perbandingan antara perubahan dalam perbelanjaan dengan perubahan dalam pendapatan. Berdasarkan survei, nilai MPC pada tahun 2024 direkodkan pada paras 0.84 (2022: 0.96). Ini menunjukkan bahawa bagi setiap pertambahan RM1.00 dalam pendapatan boleh guna, isi rumah secara purata membelanjakan RM0.84.

### 4. PERBELANJAAN BUKAN PENGGUNAAN

Perbelanjaan bukan penggunaan merujuk kepada pembayaran dalam bentuk pindahan seperti cukai pendapatan, caruman keselamatan sosial, bayaran wajib & denda, pemberian kepada isi rumah lain dan bayaran balik pinjaman. Pembayaran ini adalah diliputi dalam kumpulan perbelanjaan bukan penggunaan isi rumah (kumpulan 90) dan boleh dibahagikan kepada bayaran pindahan, perbelanjaan ke atas pembentukan modal tetap dan perolehan aset kewangan. Agihan perbelanjaan isi rumah bagi tahun 2022 dan 2024 adalah seperti dalam **Jadual 4**.

Pada 2024, purata perbelanjaan penggunaan adalah RM5,566 sebulan berbanding RM5,150 sebulan pada tahun 2022. Manakala, perbelanjaan bukan penggunaan mencatatkan RM3,184 sebulan pada tahun 2024 dan RM2,760 sebulan pada tahun 2022. Ini bermakna perbelanjaan bayaran pindahan, modal dan perolehan aset kewangan secara purata adalah sebanyak RM3,184.

**Jadual 4**

**Jumlah perbelanjaan isi rumah, Malaysia, 2022 dan 2024**

| Perkara                                   | 2022         | 2024         |
|---|--------------|--------------|
| <b>Perbelanjaan penggunaan (RM)</b>       | <b>5,150</b> | <b>5,566</b> |
| Perbelanjaan penggunaan (%)               | 65.1         | 63.6         |
| <b>Perbelanjaan bukan penggunaan (RM)</b> | <b>2,760</b> | <b>3,184</b> |
| Bayaran pindahan (%)                      | 12.6         | 16.2         |
| Modal dan perolehan aset kewangan (%)     | 22.3         | 20.2         |
| <b>Perbelanjaan isi rumah (RM)</b>        | <b>7,910</b> | <b>8,750</b> |

## 5. PERBELANJAAN PENGGUNAAN ISI RUMAH BULANAN KE ATAS KEPERLUAN ASAS DAN PILIHAN

Dari tahun 2004 hingga 2024, corak perbelanjaan isi rumah di Malaysia menunjukkan perubahan antara kumpulan perbelanjaan isi rumah ke atas barangan keperluan asas seperti Makanan & Minuman; Pakaian & Kasut serta Perumahan, Air, Elektrik, Gas & Bahan Api Lain berbanding kumpulan perbelanjaan isi rumah ke atas barangan pilihan iaitu Restoran & Perkhidmatan Penginapan; Rekreasi, Sukan & Kebudayaan dan Penjagaan Diri, Perlindungan Sosial & Pelbagai Barangan & Perkhidmatan.

Komposisi perbelanjaan untuk keperluan asas menurun sebanyak 2.9 mata peratus iaitu daripada 44.8 peratus pada tahun 2004 kepada 41.9 peratus pada tahun 2024. Manakala, perbelanjaan isi rumah terhadap barangan pilihan meningkat sebanyak 1.6 mata peratus, daripada 24.2 peratus kepada 25.8 peratus dalam tempoh yang sama seperti di **Jadual 5**.

**Jadual 5**

**Siri masa peratusan perbelanjaan penggunaan isi rumah bulanan bagi barangan keperluan asas dan pilihan, Malaysia, 2004, 2019, 2022 dan 2024**

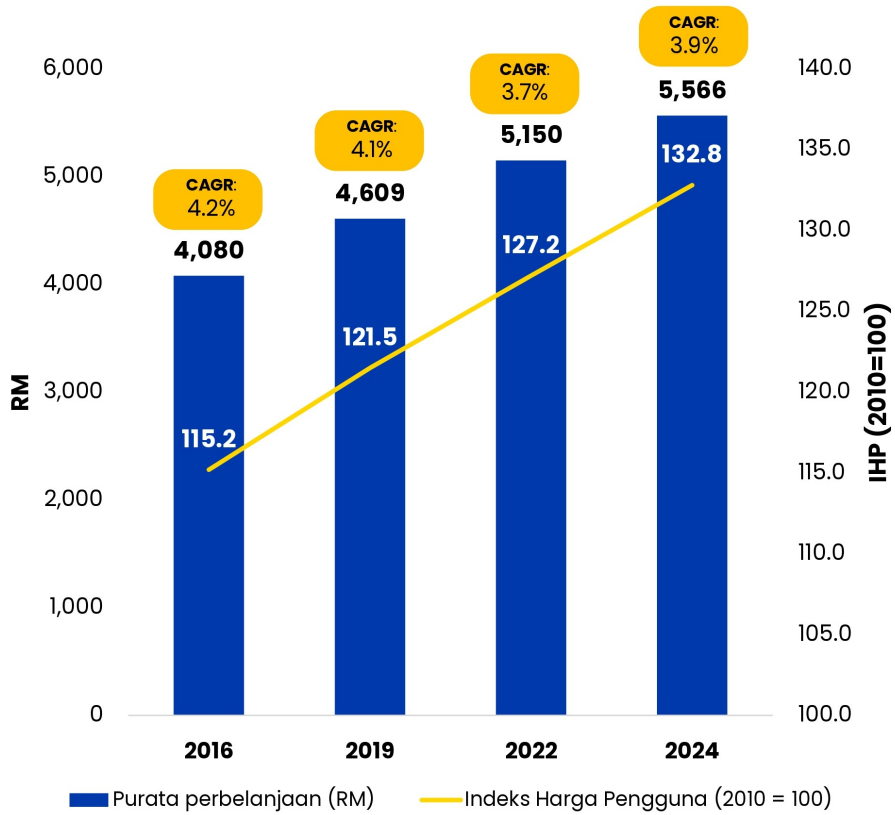
| Barangan       | Tahun |      |      |      |
|----------------|-------|------|------|------|
|                | 2004  | 2019 | 2022 | 2024 |
| Keperluan Asas | 44.8  | 43.4 | 42.2 | 41.9 |
| Pilihan        | 24.2  | 22.8 | 25.2 | 25.8 |

## 6. PERBELANJAAN PENGGUNAAN ISI RUMAH BULANAN PURATA DAN INDEKS HARGA PENGGUNA

Indeks Harga Pengguna (IHP) digunakan dalam mengukur purata perubahan kos pembelian oleh isi rumah mengikut masa bagi bakul barangan dan perkhidmatan. Berdasarkan **Carta 3**, perbelanjaan penggunaan isi rumah bulanan purata mencatat peningkatan daripada RM5,150 pada tahun 2022 kepada RM5,566 pada tahun 2024, disertai kenaikan CAGR 3.9 peratus. IHP pada tahun 2024 mencatatkan 132.8 berbanding 127.2 pada tahun 2022.

Carta 3

Kadar Pertumbuhan Tahunan Dikompaun (CAGR) bagi perbelanjaan penggunaan isi rumah bulanan purata dan Indeks Harga Pengguna, Malaysia, 2016 - 2024



## **A. INTRODUCTION**

*Private final consumption is an important component and a main driver of Malaysia's economic growth. In 2024, it remained as the largest contributor at 60.7 per cent of Gross Domestic Product (GDP) at current prices. Consumption expenditure has indirectly created demand and thus, stimulated the country's economy. Among the factors that can influence changes in the composition and pattern of household consumption in Malaysia are income levels, price of goods and consumer preference. Therefore, understanding consumer behaviour plays an important role in the implementation of effective strategies to achieve national economic growth goals, improve well-being and standard of living of the society. Household consumption expenditure can be studied through the Household Expenditure Survey (HES) that was conducted by the Department of Statistics Malaysia (DOSM) to collect comprehensive data.*

## **B. SURVEY BACKGROUND**

*HES 2024 is the 17<sup>th</sup> survey since its first implementation in 1957/1958. The survey is conducted periodically by the DOSM, once every five years until 2014 to obtain information on the level and pattern of household expenditure on various goods and services. Starting in 2016, HES was integrated with the Household Income Survey (HIS) and carried out twice within five years period to enhance the timeliness of data and the accuracy of estimates.*

*HES 2024 was conducted using the systematic random sampling method, similar to the implementation of previous surveys. The sample for this survey was selected based on the list of dwellings obtained from the Population and Housing Census of Malaysia 2020. This selection method enables the estimates produced to represent the Malaysian household population, which is estimated at 8.7 million in 2024, covering all states and administrative district levels.*

*In its early phase of implementation, household expenditure data was primarily used to provide weights for the compilation of the Consumer Price Index (CPI) and to conduct studies on household spending patterns. At present, this information plays an important role in various aspects of national development and policy planning. Data obtained through HES serves as a primary input for the calculation of Gross Domestic Product (GDP), the measurement of the Poverty Line Income (PLI), the assessment of the cost of living as well as inequality analysis.*

## **C. SURVEY FINDINGS**

*The summary of findings present the outcomes which are divided into six (6) sections, covering monthly household consumption expenditure statistics, monthly household consumption expenditure pattern, marginal propensity to consume, non-consumption expenditure, monthly household consumption expenditure on basic necessities and discretionary items as well as mean monthly household consumption expenditure and CPI.*

### **1. MONTHLY HOUSEHOLD CONSUMPTION EXPENDITURE STATISTICS**

*Consumption expenditure refers to the portion of income spent on private consumption of goods and services. Based on the survey findings, the mean monthly of consumption expenditure rose from RM5,150 in 2022 to RM5,566 in 2024 with the Compounded Annual Growth Rate (CAGR) of 3.9 per cent. Over the same period, the mean of household income increased from RM8,479 to RM9,155.*

*Meanwhile, median monthly household consumption increase from RM4,282 in 2022 to RM4,758 in 2024 with the CAGR 5.3 per cent. The mean of monthly per capita household consumption expenditure is obtained by dividing the value of household expenditure in 2024 by the number of population in Malaysia, increased from RM1,637 in 2022 to RM1,858 in 2024, recording a growth of 6.3 per cent.*

#### **1.1 MONTHLY HOUSEHOLD CONSUMPTION EXPENDITURE COMPOSITION BY MAIN GROUPS**

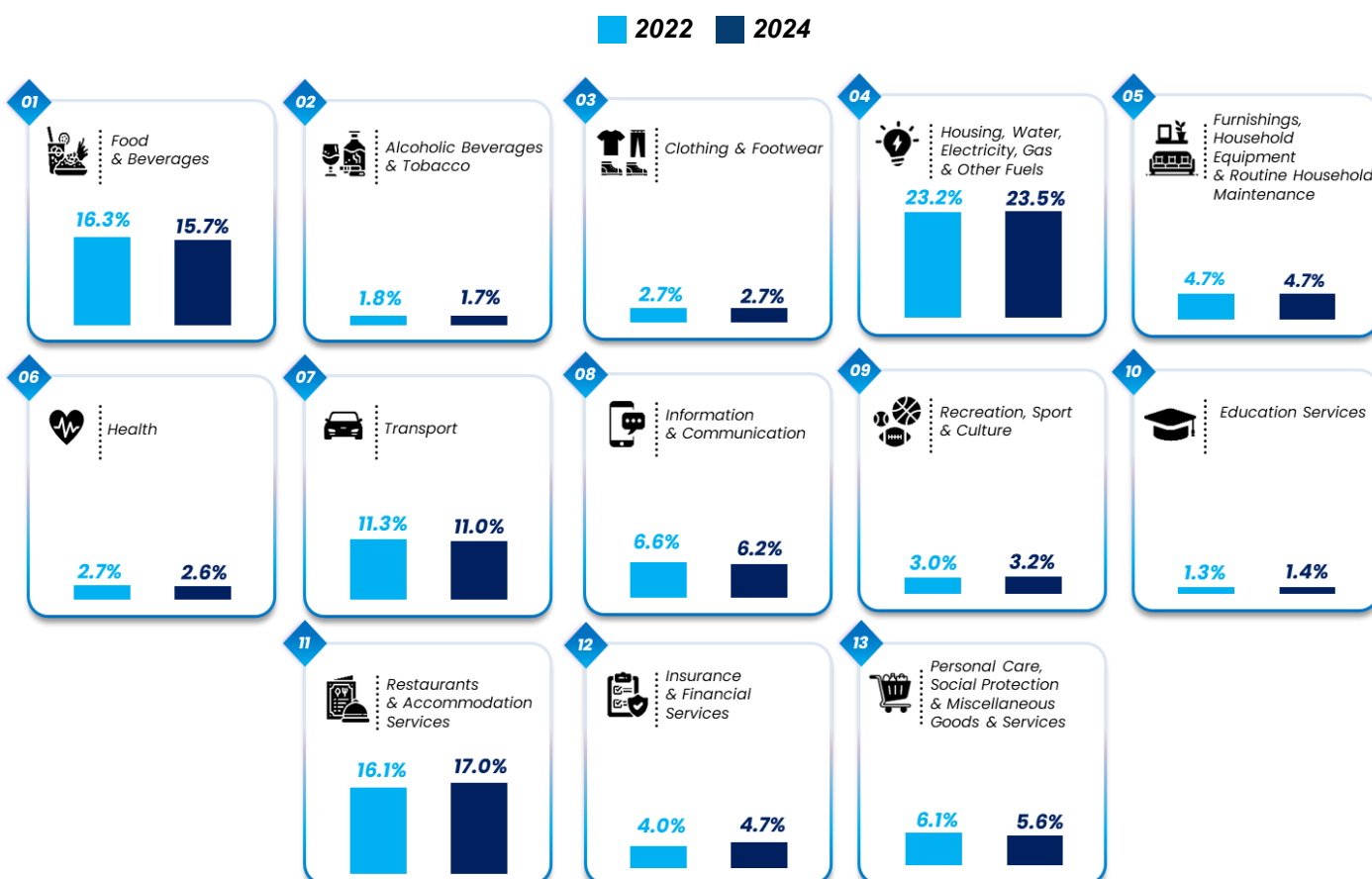
*The comparison of mean monthly household consumption expenditure's percentage for 2024 and 2022 provides insight into changes in household spending patterns in line with the country's socio-economic development. During that period, household spending was influenced by factors such as the rising cost of living and changes in household demographics.*

*The survey findings in 2024 shows an increase in household expenditure across five (5) main groups compared to 2022. The increase was recorded in the Restaurants & Accommodation Services group up by 0.9 percentage points, followed by Insurance & Financial Services (0.7 percentage points). Meanwhile, Housing, Water, Electricity, Gas & Other Fuels rose by 0.3 percentage points. Whereas, Recreation, Sport & Culture and Education Services each increased by 0.2 and 0.1 percentage points, respectively.*

Six (6) groups recorded a decline in expenditure composition. The Food & Beverages group recorded a decrease of 0.6 percentage points, followed by Personal Care, Social Protection & Miscellaneous Goods & Services (-0.5 percentage points) and Transport (-0.3 percentage points). Furthermore, Information & Communication fell by 0.4 percentage points. Other than that, Alcoholic Beverages & Tobacco and Health also registered the smallest drop by 0.1 percentage points. Whereas, expenditure on Clothing & Footwear and Furnishings, Household Equipment & Routine Household Maintenance remained unchanged [Exhibit 1]

**Exhibit 1**

**Composition of mean monthly household consumption expenditure by 13 main groups, Malaysia, 2022 and 2024**



## 1.2 MONTHLY HOUSEHOLD CONSUMPTION EXPENDITURE BY TYPE OF EXPENDITURE GOODS

Household consumption expenditure consists of goods and services. Goods are categorised into durable goods, semi-durable goods and non-durable goods.

In 2024, the percentage of expenditure on services stood at 56.7 per cent with CAGR of 6.0 per cent. Meanwhile, expenditure on goods accounted for 43.3 per cent with a growth rate of 1.2 per cent. Within the goods category, the largest subcomponent was non-durable goods with a composition of 30.8 per cent and recorded an increase of 1.9 per cent. Besides, semi-durable goods declined to -1.3 per cent with a composition of 6.8 per cent, while durable goods registered a growth of 0.5 per cent with a composition of 5.7 per cent [Table 1].

**Table 1**

**Type of expenditure goods, Malaysia, 2022 and 2024**

| Type of expenditure | 2022         |                | 2024         |                | CAGR (%)   |
|---------------------|--------------|----------------|--------------|----------------|------------|
|                     | Mean (RM)    | Percentage (%) | Mean (RM)    | Percentage (%) |            |
| <b>Goods</b>        | <b>2,352</b> | <b>45.7</b>    | <b>2,409</b> | <b>43.3</b>    | <b>1.2</b> |
| Durable goods       | 314          | 6.1            | 317          | 5.7            | 0.5        |
| Semi-durable goods  | 389          | 7.6            | 379          | 6.8            | -1.3       |
| Non-durable goods   | 1,649        | 32.0           | 1,713        | 30.8           | 1.9        |
| <b>Services</b>     | <b>2,797</b> | <b>54.3</b>    | <b>3,157</b> | <b>56.7</b>    | <b>6.0</b> |
| <b>TOTAL</b>        | <b>5,150</b> | <b>100.0</b>   | <b>5,566</b> | <b>100.0</b>   | <b>3.9</b> |

## **2. MONTHLY HOUSEHOLD CONSUMPTION EXPENDITURE PATTERN**

### **2.1 MONTHLY HOUSEHOLD COMSUMPTION EXPENDITURE BY STRATA**

*The mean monthly of household consumption expenditure in urban areas grew by 3.6 per cent per year, from RM5,675 to RM6,103, compared to rural areas which recorded a growth of 4.8 per cent per year, from RM3,409 to RM3,750 for the period 2022 to 2024. This increase was in line with the rise in mean household income in urban areas (RM10,180), which was 1.8 times higher than in rural areas (RM5,636).*

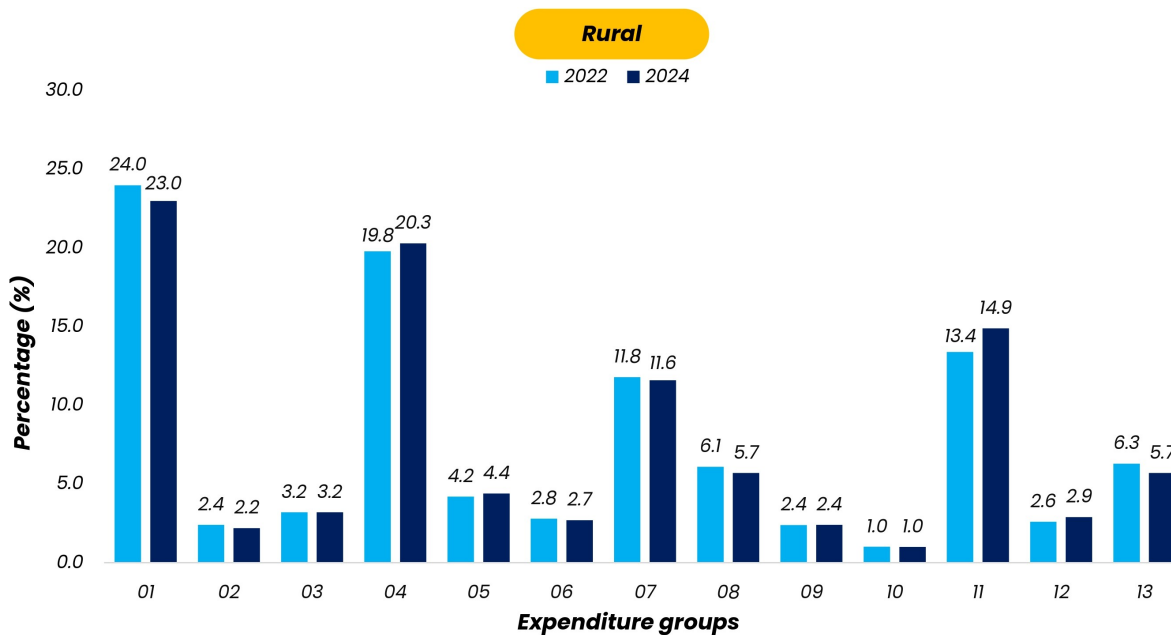
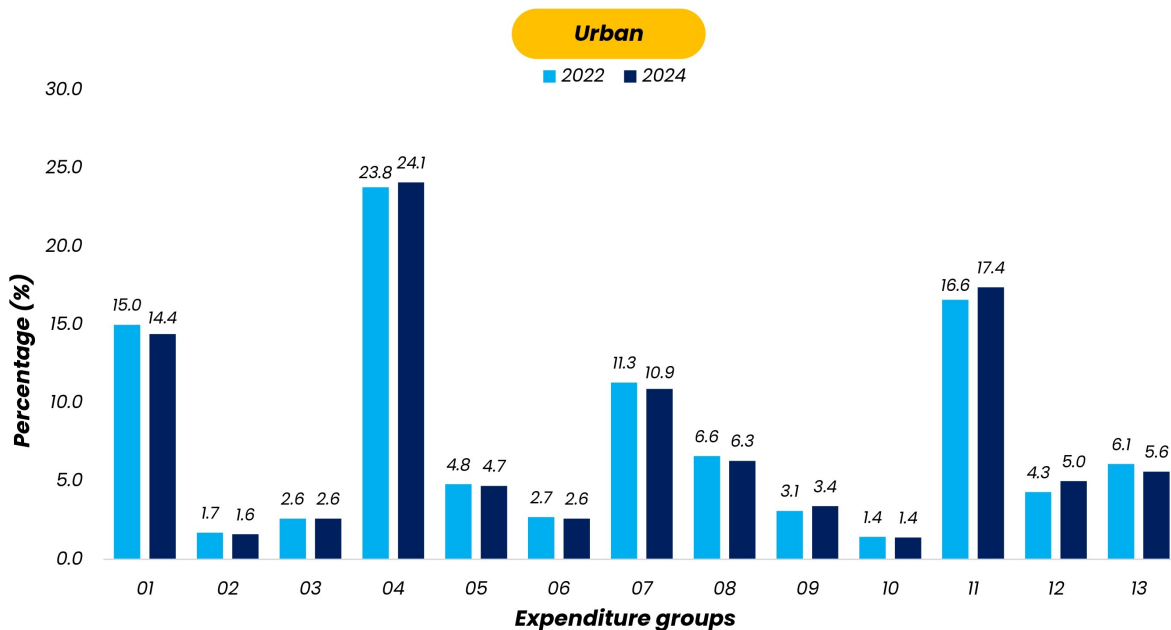
*The composition of mean monthly household consumption expenditure by group shows notable differences in spending priorities between households in urban and rural areas in 2024, specifically for expenditure on Housing, Water, Electricity, Gas & Other Fuels; Food & Beverages and Restaurants & Accommodation services. Expenditure on Housing, Water, Electricity, Gas & Other Fuels recorded the highest expenditure at 24.1 per cent in urban areas, whereas only 20.3 per cent was allocated for this expenditure in rural areas.*

*This trend attributed to households in rural areas prioritising expenditure on Food & Beverages, which accounted for 23.0 per cent. In contrast, households in urban areas recorded lower expenditure at 14.4 per cent of their total consumption group.*

*Furthermore, households in urban areas recorded higher expenditure on Restaurants & Accommodation Services, accounting for 17.4 per cent compared to 14.9 per cent for household expenditure in rural areas. The urban spending patterns were also influenced by greater expenditure on other consumer discretionary goods and services, such as Information & Communication (6.3%) and Insurance & Financial Services (5.0%)*  
**[Chart 1].**

**Chart 1**

**Composition of monthly household consumption expenditure by strata, Malaysia, 2022 and 2024**



**Expenditure groups:**

**01 - Food & Beverages**

**02 - Alcoholic Beverages & Tobacco**

**03 - Clothing & Footwear**

**04 - Housing, Water, Electricity, Gas & Other Fuels**

**05 - Furnishings, Household Equipment & Routine Household Maintenance**

**06 - Health**

**07 - Transport**

**08 - Information & Communication**

**09 - Recreation, Sport & Culture**

**10 - Education Services**

**11 - Restaurants & Accommodation Services**

**12 - Insurances & Financial Services**

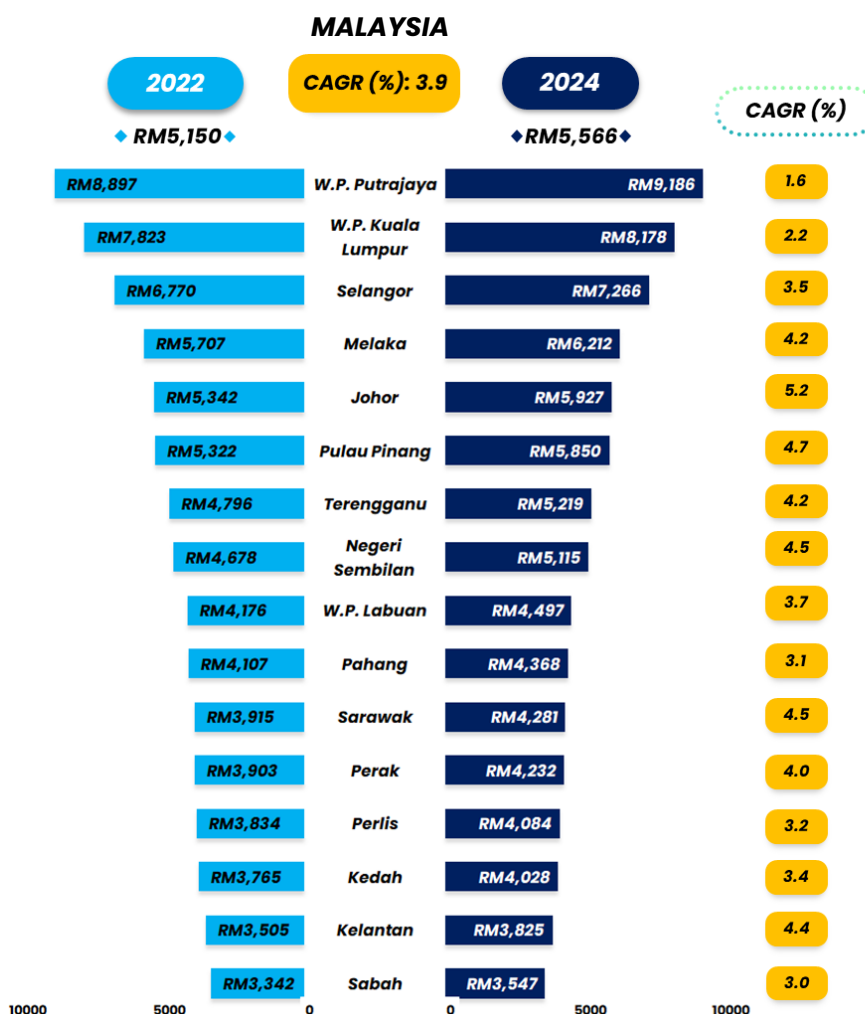
**13 - Personal Care, Social Protection & Miscellaneous Goods & Services**

## 2.2 MEAN MONTHLY HOUSEHOLD CONSUMPTION EXPENDITURE BY STATE

At the state level, all states recorded a positive CAGR in 2024. W.P. Putrajaya recorded the highest mean monthly household consumption expenditure at RM9,186. Other than that, five (5) other states also recorded household consumption expenditure above the national mean of RM5,566, namely the W.P. Kuala Lumpur (RM8,178), Selangor (RM7,266), Melaka (RM6,212), Johor (RM5,927), and Pulau Pinang (RM5,850). Besides, the four (4) states with the highest CAGR in household expenditure were Johor (5.2%), followed by the Pulau Pinang (4.7%), Negeri Sembilan and Sarawak (4.5%). On the other hand, the states with the lowest CAGR for household expenditure were recorded in the W.P. Putrajaya at only 1.6 per cent, followed by the W.P. Kuala Lumpur (2.2%), Sabah (3.0%) and Pahang (3.1%) [Chart 2].

**Chart 2**

**Mean monthly household consumption expenditure by state, Malaysia, 2022 and 2024**



### 2.3 MONTHLY HOUSEHOLD CONSUMPTION EXPENDITURE BY MAIN ETHNIC GROUPS

In 2024, the mean monthly household consumption expenditure of the Chinese (RM6,983) was 1.2 per cent higher than the Indians (RM6,028) and 1.4 per cent higher compared to the Bumiputera (RM5,118). In terms of CAGR, Chinese households recorded the highest growth (4.8%), followed by Indians (4.2%) and Bumiputera (3.5%).

Based on the expenditure composition, all three (3) ethnic groups displayed similar spending priorities. Expenditure on Housing, Water, Electricity, Gas & Other Fuels recorded the highest share across all groups, at 26.0 per cent for Chinese, 23.5 per cent for Indians and 21.9 per cent for Bumiputera. The second-highest expenditure group, which is Restaurants & Accommodation Services, was dominated by Bumiputera at 17.4 per cent, followed by Indians (17.3%) and Chinese (16.2%). In addition, expenditure on basic necessities such as Food & Beverages also become a priority, with a contribution of 17.3 per cent for Bumiputera, 13.8 per cent for Indians and 12.9 per cent for Chinese [Table 2].

**Table 2**

**Percentage of the mean monthly household consumption expenditure by main ethnic groups, Malaysia, 2022 and 2024**

| Expenditure groups  | Main ethnic groups |              |              |              |              |              |
|---|--------------------|--------------|--------------|--------------|--------------|--------------|
|   | Bumiputera         |              | Chinese      |              | Indians      |              |
|   | 2022               | 2024         | 2022         | 2024         | 2022         | 2024         |
| Food & Beverages  | 17.7               | 17.3         | 13.8         | 12.9         | 14.6         | 13.8         |
| Alcoholic Beverages & Tobacco                                     | 1.4                | 1.3          | 2.5          | 2.3          | 2.5          | 2.1          |
| Clothing & Footwear   | 3.1                | 3.1          | 2.1          | 2.0          | 2.4          | 2.4          |
| Housing, Water, Electricity, Gas & other Fuels                    | 21.5               | 21.9         | 25.8         | 26.0         | 24.4         | 23.5         |
| Furnishings, Household Equipment & Routine Household Maintenance  | 4.8                | 4.7          | 4.5          | 4.6          | 4.8          | 4.7          |
| Health  | 2.6                | 2.4          | 3.0          | 3.1          | 3.1          | 2.9          |
| Transport   | 11.8               | 11.2         | 0.8          | 10.6         | 10.9         | 11.3         |
| Information & Communication                                       | 6.7                | 6.4          | 6.3          | 5.9          | 6.7          | 6.4          |
| Recreation, Sport & Culture                                       | 2.9                | 3.0          | 3.5          | 3.8          | 3.0          | 3.4          |
| Education Services  | 1.3                | 1.5          | 1.3          | 1.2          | 1.4          | 1.4          |
| Restaurants & Accommodation Services                              | 16.3               | 17.4         | 15.9         | 16.2         | 15.9         | 17.3         |
| Insurance & Financial Services                                    | 3.6                | 4.0          | 4.6          | 6.0          | 4.7          | 5.2          |
| Personal Care, Social Protection & Miscellaneous Goods & Services | 6.3                | 5.8          | 5.9          | 5.4          | 5.6          | 5.6          |
| <b>TOTAL</b>  | <b>100.0</b>       | <b>100.0</b> | <b>100.0</b> | <b>100.0</b> | <b>100.0</b> | <b>100.0</b> |

## 2.4 MONTHLY HOUSEHOLD CONSUMPTION EXPENDITURE BY HOUSEHOLD SIZE

Survey findings indicate that one-person households in Malaysia recorded the mean monthly household consumption expenditure of RM3,676. Next, two-person households recorded the mean expenditure of RM4,795. For three-person households, the mean expenditure is RM5,596, while households consisting of four persons and more recorded the mean expenditure of RM6,237.

Findings show that one-person households spent 31.8 per cent on the Housing, Water, Electricity, Gas & Other Fuels group. This percentage decreased to 27.0 per cent for two-person households, 24.1 per cent for three-person households, and 21.1 per cent for households with four persons and more.

The second highest expenditure component was Restaurants & Accommodation services, with four-person households recording the highest percentage at 17.6 per cent, compared to three-person households (17.1%), two-person households (15.8%) and single-person households (15.3%) [Table 3].

**Table 3**

**Composition of mean monthly household consumption expenditure by household size, Malaysia, 2022 and 2024**

| Expenditure groups  | Household size (person) |              |              |              |              |              |               |              |
|---|-------------------------|--------------|--------------|--------------|--------------|--------------|---------------|--------------|
|   | One                     |              | Two          |              | Three        |              | Four and more |              |
|   | 2022                    | 2024         | 2022         | 2024         | 2022         | 2024         | 2022          | 2024         |
| Food & Beverages  | 15.2                    | 14.5         | 16.2         | 15.7         | 16.4         | 15.4         | 16.3          | 16.0         |
| Alcoholic Beverages & Tobacco                                     | 2.1                     | 1.9          | 1.9          | 1.7          | 2.0          | 1.7          | 1.8           | 1.6          |
| Clothing & Footwear   | 2.2                     | 2.1          | 2.4          | 2.3          | 2.5          | 2.5          | 2.7           | 3.0          |
| Housing, Water, Electricity, Gas & Other Fuels                    | 31.2                    | 31.8         | 26.8         | 27.0         | 24.4         | 24.1         | 23.2          | 21.1         |
| Furnishings, Household Equipment & Routine Household Maintenance  | 4.5                     | 5.0          | 4.8          | 4.9          | 4.8          | 4.8          | 4.7           | 4.5          |
| Health  | 3.2                     | 3.4          | 3.2          | 3.3          | 2.8          | 2.7          | 2.8           | 2.3          |
| Transport   | 9.7                     | 10.2         | 10.9         | 10.5         | 11.2         | 10.8         | 11.3          | 11.3         |
| Information & Communication                                       | 5.9                     | 5.0          | 6.1          | 5.7          | 6.6          | 6.4          | 6.7           | 6.5          |
| Recreation, Sport & Culture                                       | 2.7                     | 2.8          | 2.8          | 3.0          | 2.8          | 3.2          | 3.0           | 3.3          |
| Education Services  | 0.1                     | 0.2          | 0.2          | 0.3          | 0.9          | 1.1          | 1.3           | 2.0          |
| Restaurants & Accommodation Services                              | 14.8                    | 15.3         | 15.2         | 15.8         | 16.0         | 17.1         | 16.1          | 17.6         |
| Insurance & Financial Services                                    | 3.5                     | 3.4          | 3.9          | 4.6          | 3.8          | 4.8          | 4.0           | 4.8          |
| Personal Care, Social Protection & Miscellaneous Goods & Services | 4.9                     | 4.5          | 5.6          | 5.2          | 5.8          | 5.4          | 6.1           | 6.0          |
| <b>TOTAL</b>  | <b>100.0</b>            | <b>100.0</b> | <b>100.0</b> | <b>100.0</b> | <b>100.0</b> | <b>100.0</b> | <b>100.0</b>  | <b>100.0</b> |
| <b>MEAN MONTHLY HOUSEHOLD CONSUMPTION EXPENDITURE (RM)</b>        | <b>3,150</b>            | <b>3,676</b> | <b>4,269</b> | <b>4,795</b> | <b>5,059</b> | <b>5,596</b> | <b>5,837</b>  | <b>6,237</b> |

## 2.5 MONTHLY HOUSEHOLD CONSUMPTION EXPENDITURE BY HEAD OF HOUSEHOLDS' AGE GROUPS

*In 2024, the highest mean monthly consumption expenditure of RM5,963 was recorded by households headed by individuals aged 35 to 64 years. This was followed by the 15 to 34 years age group with a mean of RM5,022 per month. Meanwhile, the lowest mean monthly consumption expenditure of RM4,351 was recorded by households headed by individuals aged 65 years and over.*

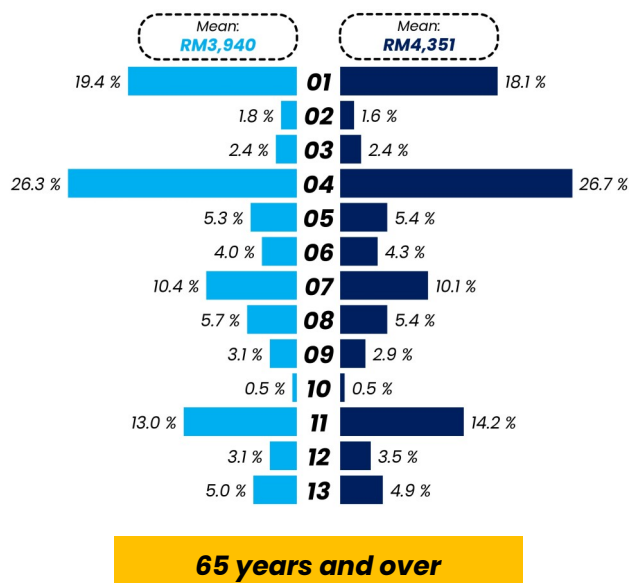
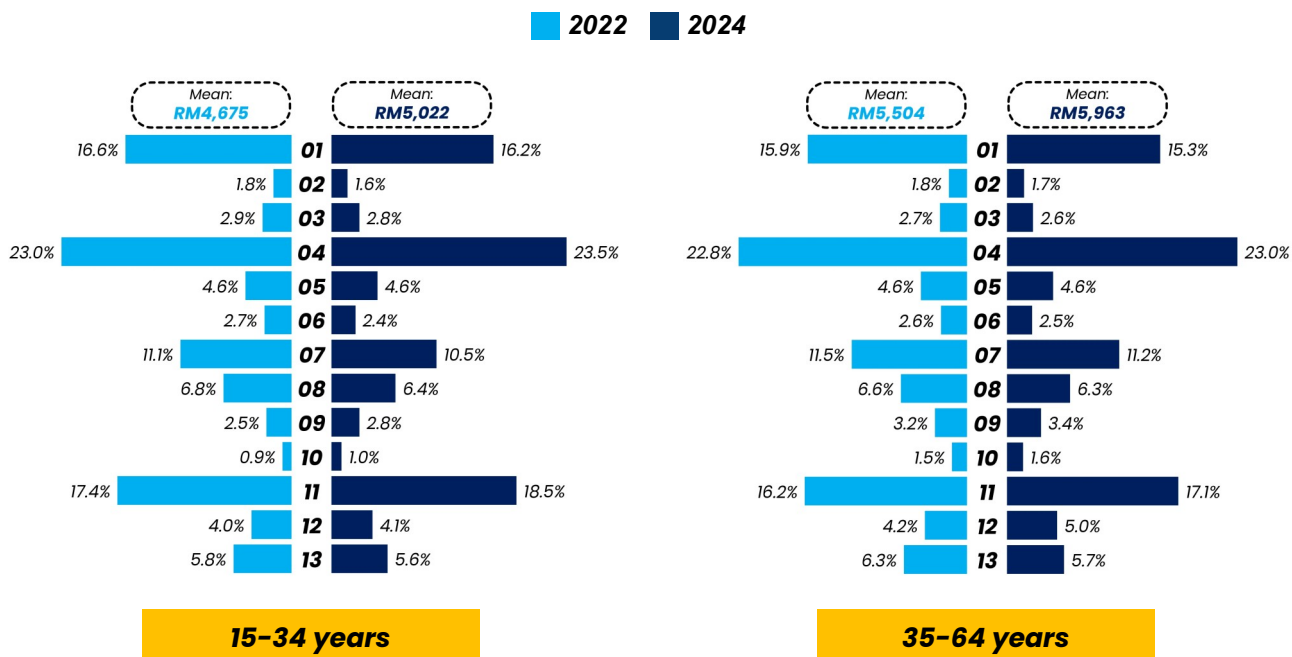
*In terms of expenditure composition, group of household heads aged 35 to 64 years recorded the highest expenditure in the Housing, Water, Electricity, Gas & Other Fuels group at 23.5 per cent (RM1,372). In addition, the Restaurants & Accommodation Services group recorded an expenditure of 17.1 per cent (RM1,021) and 15.3 percent (RM910) for Food & Beverages group.*

*As for the heads of household aged 15 to 34 years old, the Housing, Water, Electricity, Gas & Other Fuels group was the main expenditure which recording 23.5 per cent (RM1,181), followed by Restaurants & Accommodation Services at 18.5 percent (RM927) as well as Food & Beverages at 16.2 per cent (RM815).*

*On the other hand, household headed by 65 years and over group recorded the highest expenditure of 26.7 per cent (RM1,161) for Housing, Water, Electricity, Gas & Other Fuels group. Compared to households headed by younger age groups, household headed by individuals aged 65 years and over group were likely to prioritise expenditure on Food & Beverages group with the composition of 18.1 percent (RM788), whereas Restaurants & Accommodation Services was recorded at 14.2 per cent [Exhibit 2].*

Exhibit 2

Composition of monthly consumption expenditure by head of households' age groups, Malaysia, 2022 and 2024



Expenditure groups:

01 - Food & Beverages

02 - Alcoholic Beverages & Tobacco

03 - Clothing & Footwear

04 - Housing, Water, Electricity, Gas & Other Fuels

05 - Furnishings, Household Equipment & Routine Household Maintenance

06 - Health

07 - Transport

08 - Information & Communication

09 - Recreation, Sport & Culture

10 - Education Services

11 - Restaurants & Accommodation Services

12 - Insurances & Financial Services

13 - Personal Care, Social Protection & Miscellaneous Goods & Services

## 2.6 PERCENTAGE OF THE THREE HIGHEST SUBGROUPS OF MONTHLY HOUSEHOLD CONSUMPTION EXPENDITURE BY MAIN GROUPS

*Four (4) main groups recorded a composition of 67.2 percent, namely Housing, Water, Electricity, Gas & Other Fuels (23.5%); Restaurants & Accommodation Services (17.0%); Food & Beverages (15.7%) and Transport (11.0%).*

*The survey findings show that the highest percentage of household expenditure for the Housing, Water, Electricity, Gas & Other Fuels group was recorded by rentals at 76.2 per cent, followed by electricity (11.9%) and services for the maintenance, repair & security of the dwelling (3.7%).*

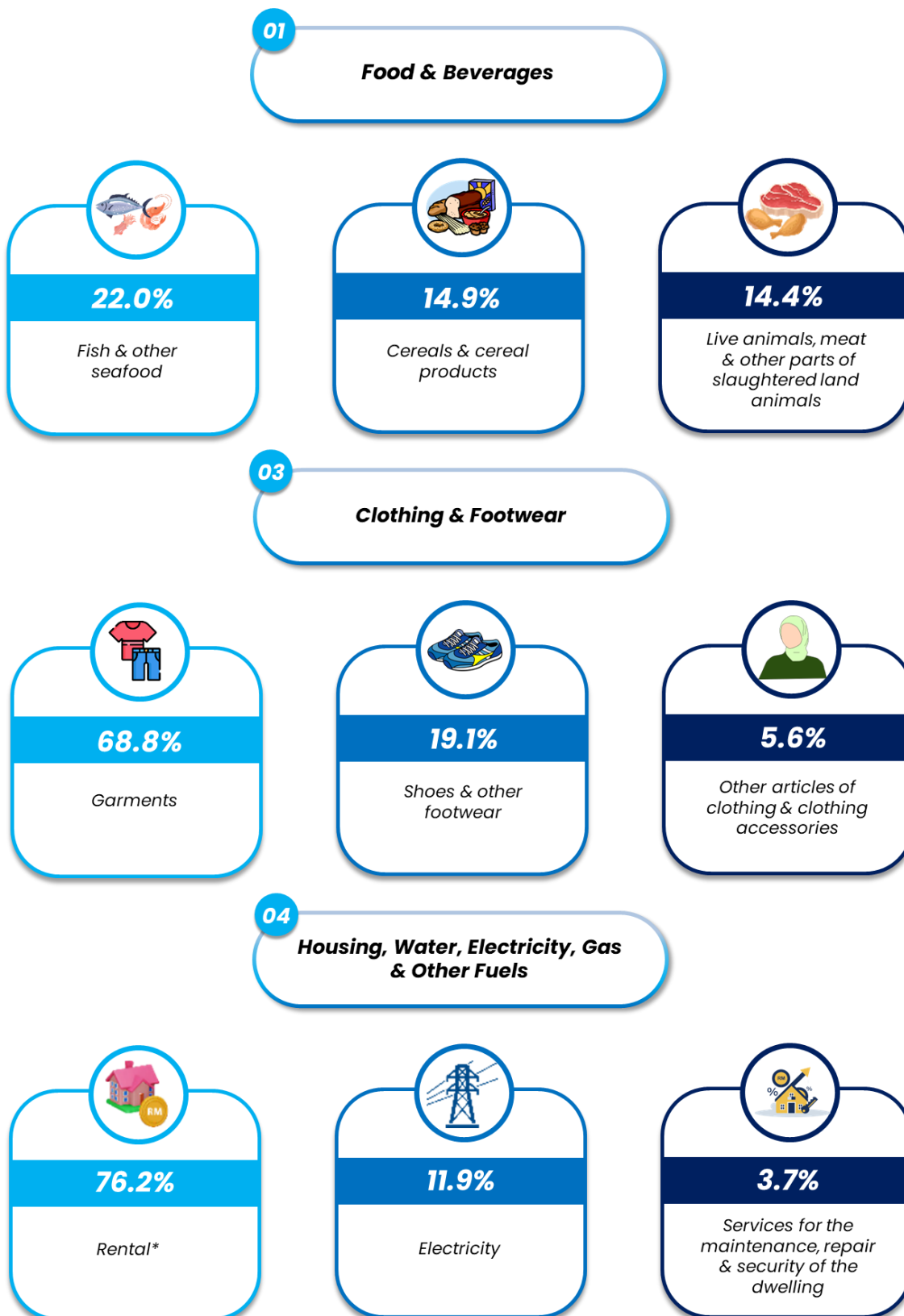
*As for the Restaurants & Accommodation services group, the main component with the highest household expenditure percentage was restaurants, cafés, canteens, cafeterias, refectories & the like at 94.4 per cent. Additionally, accommodation services and food purchases from other mediums recorded 4.2 per cent and 1.4 per cent, respectively.*

*The percentage of expenditure on fish & other seafood was recorded as the highest household expenditure at 22.0 per cent for Food & Beverages group. In addition, cereals & cereal products (14.9%) and live animals, meat & other parts of slaughtered land animals (14.4%) were also listed among the main food choices by households.*

*Within the Transport group, fuels & lubricants for personal transport equipment dominated household purchases by recording 53.6 per cent, followed by maintenance & repair of personal transport equipment (16.9%) and motor cars (7.5%) **[Exhibit 3]**.*

**Exhibit 3**

**Percentage of the three highest subgroups of monthly household consumption expenditure by main groups, Malaysia, 2024**


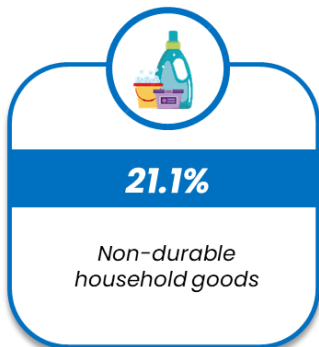
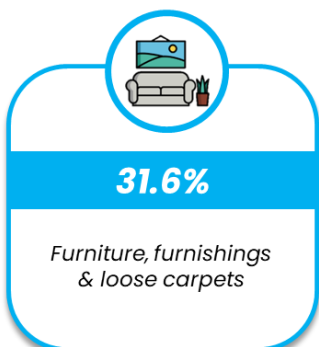


**Notes :**

1. The exhibit does not include the details of group 02
2. \* Refers to the sums of 0411, 0412, 0421 & 0422 subgroups (Refer COICOP 2018)
3. The percentage refers to the mean of the sub-group (four-digit) household expenditure divided by the total mean expenditure of the main group (two-digit).

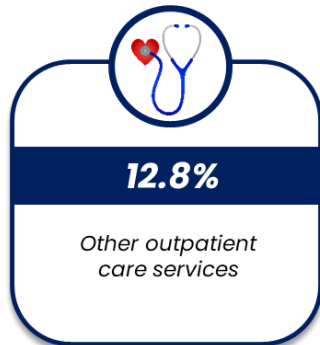
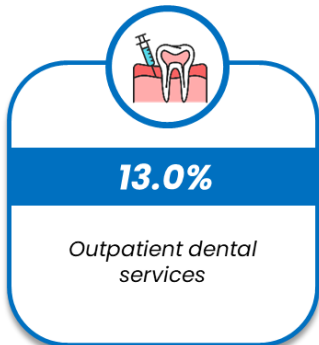
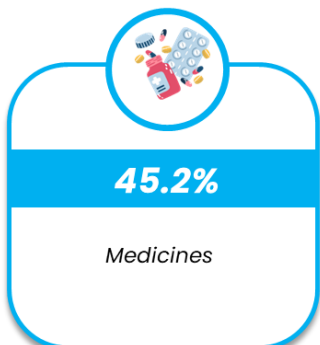
05

**Furnishings, Household Equipment & Routine Household Maintenance**



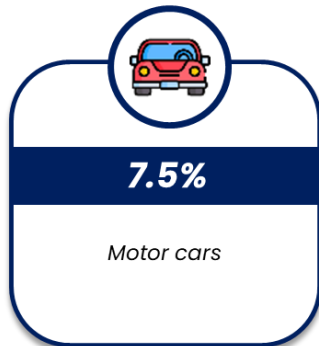
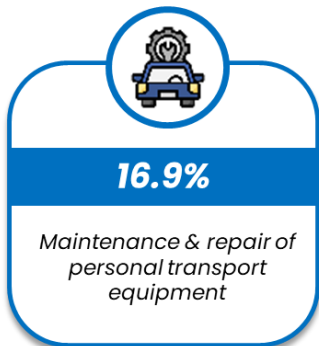
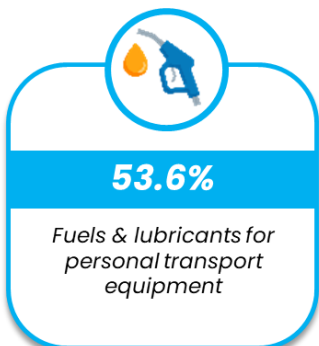
06

**Health**



07

**Transport**

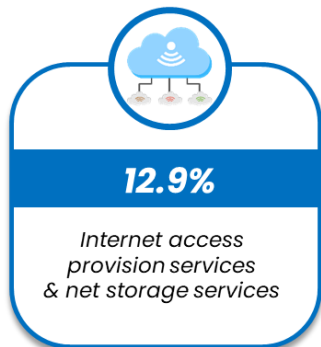



Note :

The percentage refers to the mean of the sub-group (four-digit) household expenditure divided by the total mean expenditure of the main group (two-digit).


08

**Information & Communication**



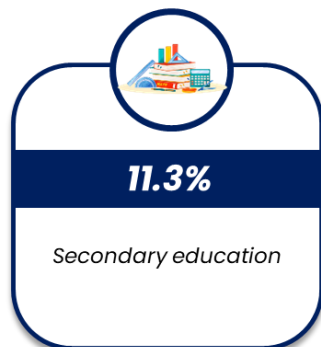
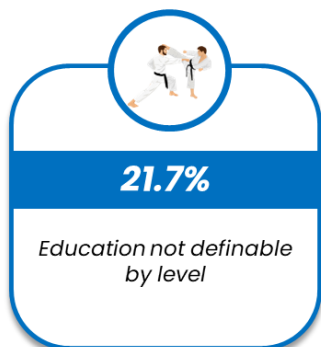
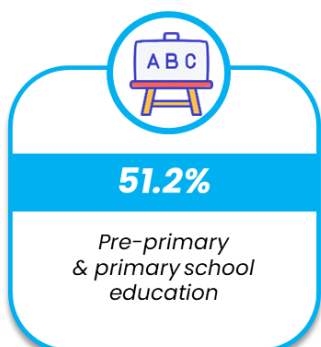
09

**Recreation, Sport & Culture**



10

**Education Services**

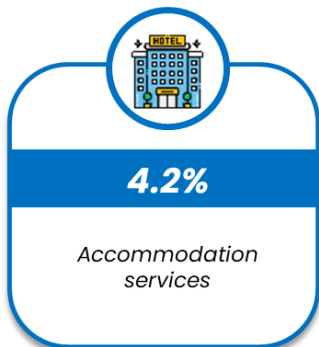
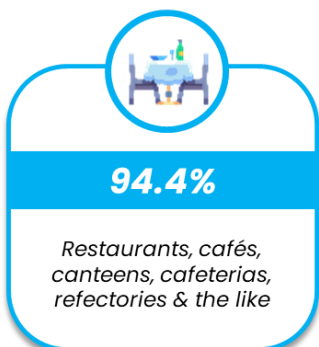


Note :

The percentage refers to the mean of the sub-group (four-digit) household expenditure divided by the total mean expenditure of the main group (two-digit).




11

**Restaurants & Accommodation Services**



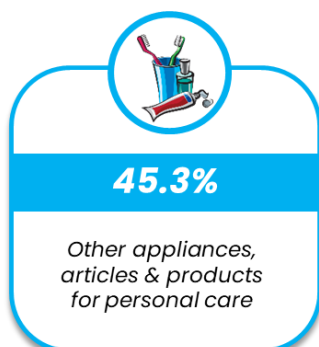
12

**Insurance & Financial Services**



13

**Personal Care, Social Protection & Miscellaneous Goods & Services**



Note :

The percentage refers to the mean of the sub-group (four-digit) household expenditure divided by the total mean expenditure of the main group (two-digit).

### 3. MARGINAL PROPENSITY TO CONSUME

The Marginal Propensity to Consume (MPC) refers to a measure that indicates the rate of additional disposable income spent by households as opposed to being saved. Therefore, MPC is an important indicator in assessing the impact of income changes on household spending patterns. The MPC value is the ratio between the change in expenditure and the change in income. Based on the survey, the MPC value in 2024 was recorded at 0.84 (2022: 0.96). This indicates that for every RM1.00 increase in disposable income, households spent an average of RM0.84.

### 4. NON-CONSUMPTION EXPENDITURE

Non-consumption expenditure refers to payments in the form of transfers such as income tax, social security contributions, mandatory fees & fines, gifts to other households and repayment of loans. These payments are covered under the expenditure group of non-consumption expenditure (group 90) which can be divided into transfer payments, expenses on fixed capital formation as well as acquisition of financial assets. The distribution of household expenditure for 2022 and 2024 as shown in **Table 4**.

In 2024, the mean of consumption expenditure was RM5,566 per month compared to RM5,150 per month in 2022. Whereas, non-consumption expenditure was recorded at RM3,184 per month in 2024 compared to RM2,760 per month in 2022. This implies transfer payments, capital and acquisition financial assets expenditures on average are amounting to RM3,184.

**Table 4** Total households expenditure, Malaysia, 2022 and 2024

| Type  | 2022         | 2024         |
|---|--------------|--------------|
| <b>Consumption Expenditure (RM)</b>             | <b>5,150</b> | <b>5,566</b> |
| Consumption Expenditure (%)                     | 65.1         | 63.6         |
| <b>Non-consumption expenditure (RM)</b>         | <b>2,760</b> | <b>3,184</b> |
| Transfer payments (%)                           | 12.6         | 16.2         |
| Capital and acquisition of financial assets (%) | 22.3         | 20.2         |
| <b>Household expenditure (RM)</b>               | <b>7,910</b> | <b>8,750</b> |

**5. MONTHLY HOUSEHOLD CONSUMPTION EXPENDITURE ON BASIC NECESSITIES AND SELECTED GOODS**

From the year 2004 to 2024, household spending patterns in Malaysia showed changes between household expenditure group on basic necessities such as Food & Beverages; Clothing & Footwear as well as Housing, Water, Electricity, Gas & Other Fuels compared to the household expenditure group on selected goods, namely Restaurants & Accommodation Services; Recreation, Sport & Culture and Personal Care, Social Protection & Miscellaneous Goods & Services.

The composition of expenditure on basic necessities declined by 2.9 percentage points, that is from 44.8 per cent in 2004 to 41.9 per cent in 2024. Meanwhile, household expenditure on selected goods increased by 1.6 percentage points, from 24.2 per cent to 25.8 per cent over the same period as shown in **Table 5**.

**Table 5** Time series of percentage of monthly household consumption expenditures for basic necessities and selected goods, Malaysia, 2004, 2019, 2022 and 2024

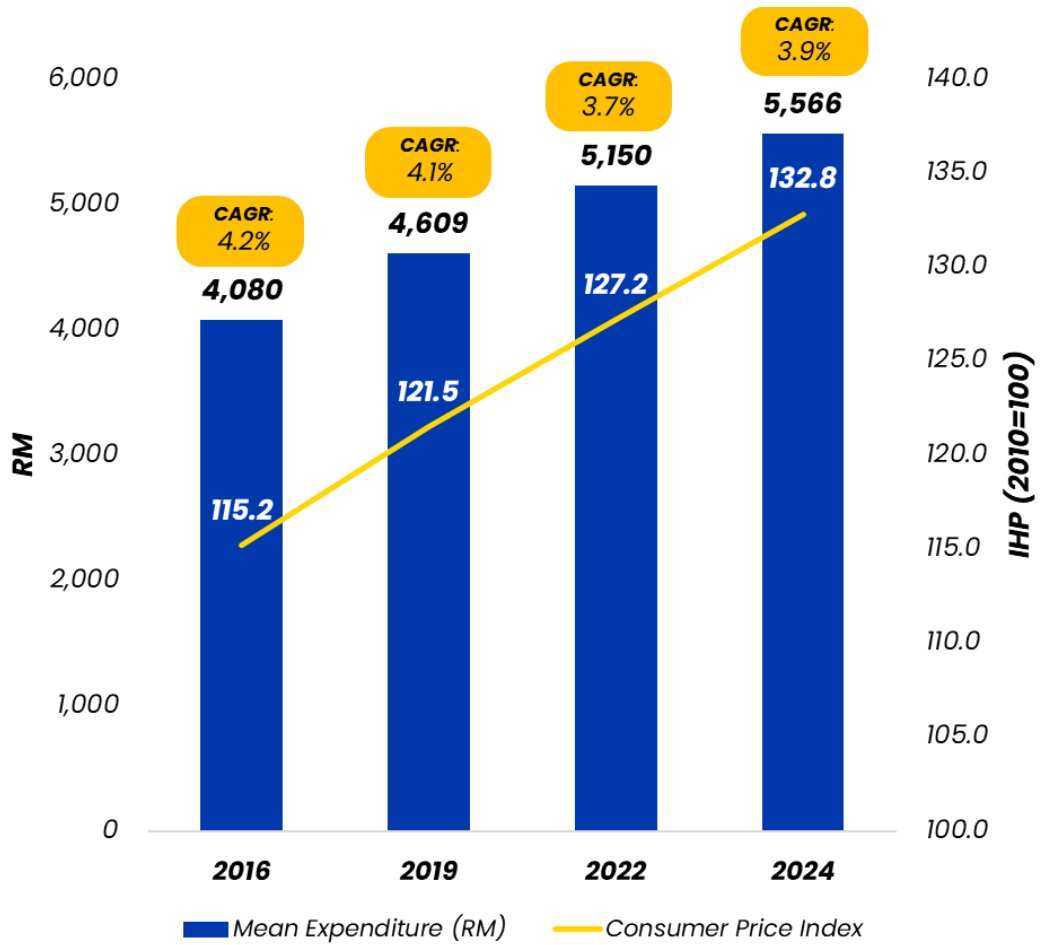
| Goods             | Year |      |      |      |
|-------------------|------|------|------|------|
|                   | 2004 | 2019 | 2022 | 2024 |
| Basic Necessities | 44.8 | 43.4 | 42.2 | 41.9 |
| Selected Goods    | 24.2 | 22.8 | 25.2 | 25.8 |

**6. MEAN MONTHLY HOUSEHOLD CONSUMPTION EXPENDITURE AND CONSUMER PRICE INDEX**

The Consumer Price Index (CPI) is used to measure the average changes in the cost of household purchases over time for a basket of goods and services. Based on chart **Chart 3**, Household consumption expenditure recorded an increase from RM5,150 in 2022 to RM5,566 in 2024 with the CAGR 3.9 per cent. The CPI in 2024 has recorded 132.8 compared to 127.2 in 2022.

Chart 3

Compounded Annual Growth Rate (CAGR) for mean monthly household consumption expenditure and Consumer Price Index, Malaysia, 2016 - 2024



**STATISTIK UTAMA**

*MAIN STATISTICS*

**LAPORAN SURVEI**

**PERBELANJAAN  
ISI RUMAH**

*HOUSEHOLD EXPENDITURE  
SURVEY REPORT*

**2024**

**Muka surat ini sengaja dibiarkan kosong**  
*This page is deliberately left blank*

Jadual 1.1: Bilangan isi rumah mengikut negeri dan strata, Malaysia, 2022 dan 2024

Table 1.1: Number of households by state and strata, Malaysia, 2022 and 2024

| Negeri<br>State   | ('000)          |                 |                      |                 |                 |                      |
|-------------------|-----------------|-----------------|----------------------|-----------------|-----------------|----------------------|
|                   | 2022            |                 |                      | 2024            |                 |                      |
|                   | Jumlah<br>Total | Bandar<br>Urban | Luar Bandar<br>Rural | Jumlah<br>Total | Bandar<br>Urban | Luar Bandar<br>Rural |
| Malaysia          | 8,384.9         | 6,441.4         | 1,943.5              | 8,695.9         | 6,710.2         | 1,985.7              |
| Johor             | 1,041.6         | 819.4           | 222.2                | 1,072.7         | 853.1           | 219.6                |
| Kedah             | 546.9           | 369.6           | 177.3                | 561.9           | 379.6           | 182.3                |
| Kelantan          | 364.2           | 165.0           | 199.3                | 371.8           | 168.4           | 203.4                |
| Melaka            | 269.8           | 245.9           | 23.9                 | 282.8           | 259.1           | 23.8                 |
| Negeri Sembilan   | 322.7           | 228.7           | 94.0                 | 335.3           | 240.6           | 94.6                 |
| Pahang            | 400.4           | 217.0           | 183.3                | 412.7           | 222.8           | 189.9                |
| Pulau Pinang      | 497.5           | 462.7           | 34.8                 | 515.4           | 478.7           | 36.7                 |
| Perak             | 666.6           | 491.3           | 175.2                | 679.5           | 500.1           | 179.3                |
| Perlis            | 76.7            | 42.2            | 34.5                 | 81.0            | 45.7            | 35.3                 |
| Selangor          | 1,865.9         | 1,789.9         | 76.0                 | 1,957.1         | 1,876.7         | 80.5                 |
| Terengganu        | 288.1           | 185.0           | 103.1                | 297.2           | 188.9           | 108.3                |
| Sabah             | 766.1           | 420.9           | 345.3                | 805.6           | 446.4           | 359.2                |
| Sarawak           | 636.7           | 363.6           | 273.1                | 647.6           | 377.4           | 270.2                |
| W.P. Kuala Lumpur | 588.7           | 588.7           | n.a.                 | 615.8           | 615.8           | n.a.                 |
| W.P. Labuan       | 21.6            | 20.0            | 1.6                  | 25.9            | 23.4            | 2.5                  |
| W.P. Putrajaya    | 31.5            | 31.5            | n.a.                 | 33.6            | 33.6            | n.a.                 |

Nota / Notes:

1. Hasil tambah mungkin berbeza kerana pembundaran  
Summation may differ due to rounding

2. n.a.: Tidak berkenaan  
n.a.: Not applicable

**Jadual 1.2: Bilangan isi rumah mengikut kumpulan etnik ketua isi rumah dan strata, Malaysia, 2022 dan 2024**  
 Table 1.2: Number of households by ethnic groups of the head of household and strata, Malaysia, 2022 and 2024

| Kumpulan etnik<br><i>Ethnic groups</i>                                     | 2022                   |                        |                             | 2024                   |                        |                             |
|--|------------------------|------------------------|-----------------------------|------------------------|------------------------|-----------------------------|
|  | Jumlah<br><i>Total</i> | Bandar<br><i>Urban</i> | Luar Bandar<br><i>Rural</i> | Jumlah<br><i>Total</i> | Bandar<br><i>Urban</i> | Luar Bandar<br><i>Rural</i> |
| <b>Jumlah<br/><i>Total</i></b>   | <b>8,384.9</b>         | <b>6,441.4</b>         | <b>1,943.5</b>              | <b>8,695.9</b>         | <b>6,710.2</b>         | <b>1,985.7</b>              |
| <b>Jumlah warganegara<br/>Malaysia<br/><i>Total Malaysian citizens</i></b> | 7,909.2                | 6,156.1                | 1,753.0                     | 8,212.7                | 6,396.4                | 1,816.4                     |
| <b>Bumiputera</b>  | 5,269.1                | 3,702.7                | 1,566.5                     | 5,499.8                | 3,877.4                | 1,622.4                     |
| <b>Cina<br/><i>Chinese</i></b>   | 2,010.8                | 1,872.1                | 138.8                       | 2,036.9                | 1,893.2                | 143.7                       |
| <b>India<br/><i>Indians</i></b>  | 601.2                  | 565.0                  | 36.2                        | 652.3                  | 612.6                  | 39.6                        |
| <b>Lain-lain<br/><i>Others</i></b>   | 27.9                   | 16.3                   | 11.6                        | 23.7                   | 13.1                   | 10.6                        |
| <b>Bukan warganegara<br/>Malaysia<br/><i>Non-Malaysian citizens</i></b>    | 475.7                  | 285.2                  | 190.5                       | 483.2                  | 313.9                  | 169.3                       |

**Nota / Note:**  
 Hasil tambah mungkin berbeza kerana pembundaran  
*Summation may differ due to rounding*

**Jadual 1.3: Perbelanjaan penggunaan isi rumah bulanan penengah, purata dan kadar pertumbuhan tahunan dikompaun mengikut negeri, Malaysia, 2022 dan 2024**

Table 1.3: Median, mean and compounded annual growth rate of monthly household consumption expenditure by state, Malaysia, 2022 and 2024

| Negeri<br>State   | Penengah<br>Median |       |  | Purata<br>Mean |       |  |
|-------------------|--------------------|-------|--|----------------|-------|--|
|                   | (RM)               |       | Kadar pertumbuhan tahunan dikompaun<br>Compounded annual growth rate (%) | (RM)           |       | Kadar pertumbuhan tahunan dikompaun<br>Compounded annual growth rate (%) |
|                   | 2022               | 2024  | 2022 – 2024  | 2022           | 2024  | 2022 – 2024  |
| Malaysia          | 4,282              | 4,758 | 5.3  | 5,150          | 5,566 | 3.9  |
| Johor             | 4,636              | 5,280 | 6.5  | 5,342          | 5,927 | 5.2  |
| Kedah             | 3,298              | 3,495 | 2.9  | 3,765          | 4,028 | 3.4  |
| Kelantan          | 3,048              | 3,408 | 5.6  | 3,505          | 3,825 | 4.4  |
| Melaka            | 4,861              | 5,148 | 2.9  | 5,707          | 6,212 | 4.2  |
| Negeri Sembilan   | 3,869              | 4,431 | 6.8  | 4,678          | 5,115 | 4.5  |
| Pahang            | 3,513              | 3,732 | 3.0  | 4,107          | 4,368 | 3.1  |
| Pulau Pinang      | 4,481              | 4,860 | 4.1  | 5,322          | 5,850 | 4.7  |
| Perak             | 3,341              | 3,602 | 3.8  | 3,903          | 4,232 | 4.0  |
| Perlis            | 3,355              | 3,468 | 1.7  | 3,834          | 4,084 | 3.2  |
| Selangor          | 5,747              | 6,251 | 4.2  | 6,770          | 7,266 | 3.5  |
| Terengganu        | 4,216              | 4,758 | 6.0  | 4,796          | 5,219 | 4.2  |
| Sabah             | 2,770              | 2,946 | 3.1  | 3,342          | 3,547 | 3.0  |
| Sarawak           | 3,379              | 3,753 | 5.3  | 3,915          | 4,281 | 4.5  |
| W.P. Kuala Lumpur | 6,232              | 6,789 | 4.3  | 7,823          | 8,178 | 2.2  |
| W.P. Labuan       | 3,822              | 3,890 | 0.9  | 4,176          | 4,497 | 3.7  |
| W.P. Putrajaya    | 6,644              | 7,885 | 8.6  | 8,897          | 9,186 | 1.6  |

**Jadual 1.4: Perbelanjaan penggunaan isi rumah per kapita bulanan penengah, purata dan kadar pertumbuhan tahunan dikompaun mengikut negeri, Malaysia, 2022 dan 2024**

Table 1.4: Median, mean and compounded annual growth rate of monthly per capita household consumption expenditure by state, Malaysia, 2022 and 2024

| Negeri<br>State   | Penengah<br>Median |       |  | Purata<br>Mean |       |  |
|-------------------|--------------------|-------|--|----------------|-------|--|
|                   | (RM)               |       | Kadar pertumbuhan tahunan dikompaun<br>Compounded annual growth rate (%) | (RM)           |       | Kadar pertumbuhan tahunan dikompaun<br>Compounded annual growth rate (%) |
|                   | 2022               | 2024  | 2022 – 2024  | 2022           | 2024  | 2022 – 2024  |
| Malaysia          | 1,278              | 1,455 | 6.9  | 1,637          | 1,858 | 6.3  |
| Johor             | 1,380              | 1,583 | 6.9  | 1,701          | 1,957 | 7.0  |
| Kedah             | 945                | 1,037 | 4.6  | 1,137          | 1,242 | 4.4  |
| Kelantan          | 851                | 978   | 7.0  | 988            | 1,158 | 7.9  |
| Melaka            | 1,447              | 1,568 | 4.0  | 1,762          | 1,925 | 4.4  |
| Negeri Sembilan   | 1,252              | 1,441 | 7.0  | 1,451          | 1,695 | 7.8  |
| Pahang            | 1,108              | 1,259 | 6.4  | 1,316          | 1,467 | 5.4  |
| Pulau Pinang      | 1,515              | 1,775 | 7.9  | 1,890          | 2,213 | 7.9  |
| Perak             | 1,079              | 1,254 | 7.5  | 1,291          | 1,493 | 7.3  |
| Perlis            | 1,004              | 1,065 | 2.9  | 1,170          | 1,263 | 3.8  |
| Selangor          | 1,714              | 1,820 | 3.0  | 2,125          | 2,348 | 5.0  |
| Terengganu        | 975                | 1,169 | 9.0  | 1,180          | 1,339 | 6.3  |
| Sabah             | 758                | 838   | 5.0  | 1,010          | 1,129 | 5.6  |
| Sarawak           | 996                | 1,206 | 9.6  | 1,228          | 1,429 | 7.6  |
| W.P. Kuala Lumpur | 2,090              | 2,378 | 6.5  | 2,786          | 3,242 | 7.6  |
| W.P. Labuan       | 1,009              | 1,088 | 3.7  | 1,250          | 1,343 | 3.6  |
| W.P. Putrajaya    | 2,050              | 2,288 | 5.5  | 2,745          | 2,846 | 1.8  |

Jadual 1.5: Komposisi perbelanjaan penggunaan isi rumah bulanan mengikut strata, Malaysia, 2024

Table 1.5: Composition of monthly household consumption expenditure by strata, Malaysia, 2024

| Kumpulan perbelanjaan<br><i>Expenditure groups</i>   | Jumlah<br><i>Total</i> |              | Bandar<br><i>Urban</i> |              | Luar Bandar<br><i>Rural</i> |              |
|--|------------------------|--------------|------------------------|--------------|-----------------------------|--------------|
|  | (RM)                   | (%)          | (RM)                   | (%)          | (RM)                        | (%)          |
| <b>01 Makanan dan Minuman</b><br><i>Food and Beverages</i>   | 876                    | 15.7         | 879                    | 14.4         | 864                         | 23.0         |
| <b>Beras</b><br><i>Rice</i>  | 47                     | 0.8          | 46                     | 0.8          | 52                          | 1.4          |
| <b>Roti &amp; bijirin lain</b><br><i>Bread &amp; other cereals</i>   | 84                     | 1.5          | 88                     | 1.4          | 69                          | 1.8          |
| <b>Daging</b><br><i>Meat</i>   | 126                    | 2.3          | 124                    | 2.0          | 134                         | 3.6          |
| <b>Ikan &amp; makanan laut</b><br><i>Fish &amp; seafood</i>  | 193                    | 3.5          | 190                    | 3.1          | 202                         | 5.4          |
| <b>Susu, keju &amp; telur</b><br><i>Milk, cheese &amp; eggs</i>  | 61                     | 1.1          | 61                     | 1.0          | 58                          | 1.5          |
| <b>Minyak &amp; lemak</b><br><i>Oils &amp; fats</i>  | 33                     | 0.6          | 35                     | 0.6          | 29                          | 0.8          |
| <b>Buah-buahan</b><br><i>Fruits</i>  | 69                     | 1.2          | 73                     | 1.2          | 54                          | 1.4          |
| <b>Sayur-sayuran</b><br><i>Vegetables</i>  | 89                     | 1.6          | 86                     | 1.4          | 97                          | 2.6          |
| <b>Gula, jem, madu, coklat &amp; manisan</b><br><i>Sugar, jam, honey, chocolate &amp; confectionery</i>  | 25                     | 0.4          | 26                     | 0.4          | 23                          | 0.6          |
| <b>Keluaran makanan t.t.t.l</b><br><i>Food products n.e.c</i>  | 107                    | 1.9          | 109                    | 1.8          | 101                         | 2.7          |
| <b>Kopi, teh, koko &amp; minuman bukan alkohol</b><br><i>Coffee, tea, cocoa &amp; non-alcoholic beverages</i>  | 42                     | 0.8          | 41                     | 0.7          | 45                          | 1.2          |
| <b>02 Minuman Alkohol dan Tembakau</b><br><i>Alcoholic Beverages and Tobacco</i>   | 92                     | 1.7          | 94                     | 1.6          | 84                          | 2.2          |
| <b>03 Pakaian dan Kasut</b><br><i>Clothing and Footwear</i>  | 151                    | 2.7          | 160                    | 2.6          | 121                         | 3.2          |
| <b>04 Perumahan, Air, Elektrik, Gas dan Bahan Api Lain</b><br><i>Housing, Water, Electricity, Gas and Other Fuels</i>  | 1,307                  | 23.5         | 1,469                  | 24.1         | 760                         | 20.3         |
| <b>05 Hiasan, Perkakasan dan Penyelenggaraan Isi Rumah</b><br><i>Furnishings, Household Equipment and Routine Household Maintenance</i>                              | 259                    | 4.7          | 288                    | 4.7          | 163                         | 4.4          |
| <b>06 Kesihatan</b><br><i>Health</i>   | 147                    | 2.6          | 160                    | 2.6          | 101                         | 2.7          |
| <b>07 Pengangkutan</b><br><i>Transport</i>   | 611                    | 11.0         | 664                    | 10.9         | 435                         | 11.6         |
| <b>08 Maklumat dan Komunikasi</b><br><i>Information and Communication</i>  | 347                    | 6.2          | 387                    | 6.3          | 212                         | 5.7          |
| <b>09 Rekreasi, Sukan dan Kebudayaan</b><br><i>Recreation, Sport and Culture</i>   | 179                    | 3.2          | 205                    | 3.4          | 90                          | 2.4          |
| <b>10 Perkhidmatan Pendidikan</b><br><i>Education Services</i>   | 77                     | 1.4          | 88                     | 1.4          | 38                          | 1.0          |
| <b>11 Restoran dan Perkhidmatan Penginapan</b><br><i>Restaurants and Accommodation Services</i>  | 948                    | 17.0         | 1,063                  | 17.4         | 559                         | 14.9         |
| <b>Perbelanjaan makanan di luar rumah</b><br><i>Expenditure on food away from home</i>   | 746                    | 13.4         | 831                    | 13.6         | 459                         | 12.2         |
| <b>Perbelanjaan minuman di luar rumah</b><br><i>Expenditure on beverages away from home</i>  | 157                    | 2.8          | 179                    | 2.9          | 84                          | 2.3          |
| <b>Perkhidmatan penginapan &amp; lain-lain</b><br><i>Accommodation services &amp; others</i>   | 45                     | 0.8          | 53                     | 0.9          | 16                          | 0.4          |
| <b>12 Insurans dan Perkhidmatan Kewangan</b><br><i>Insurance and Financial Services</i>  | 259                    | 4.7          | 304                    | 5.0          | 108                         | 2.9          |
| <b>13 Penjagaan Diri, Perlindungan Sosial dan Pelbagai Barangan dan Perkhidmatan</b><br><i>Personal Care, Social Protection and Miscellaneous Goods and Services</i> | 313                    | 5.6          | 342                    | 5.6          | 215                         | 5.7          |
| <b>Komposisi perbelanjaan penggunaan isi rumah bulanan (01-13)</b><br><i>Composition of monthly household consumption expenditure (01-13)</i>                        | <b>5,566</b>           | <b>100.0</b> | <b>6,103</b>           | <b>100.0</b> | <b>3,750</b>                | <b>100.1</b> |

Jadual 1.6: Perbelanjaan penggunaan isi rumah bulanan purata mengikut kumpulan etnik ketua isi rumah, Malaysia, 2024  
 Table 1.6: Mean monthly household consumption expenditure by ethnic groups of the head of household, Malaysia, 2024

(RM)

| Kumpulan perbelanjaan<br><i>Expenditure groups</i>   | Jumlah<br><i>Total</i> | Warganegara Malaysia<br><i>Malaysian citizens</i> |              |                        |                         |                            | Bukan warganegara Malaysia<br><i>Non-Malaysian citizens</i> |
|--|------------------------|---|--------------|------------------------|-------------------------|----------------------------|---|
|  |                        | Jumlah warganegara<br><i>Total citizens</i>       | Bumiputera   | Cina<br><i>Chinese</i> | India<br><i>Indians</i> | Lain-lain<br><i>Others</i> |   |
| <b>01 Makanan dan Minuman</b><br><i>Food and Beverages</i>   | 876                    | 885   | 885          | 900                    | 832                     | 869                        | 724   |
| Beras<br><i>Rice</i>   | 47                     | 47  | 48           | 44                     | 44                      | 49                         | 50  |
| Roti & bijirin lain<br><i>Bread &amp; other cereals</i>  | 84                     | 84  | 85           | 83                     | 81                      | 66                         | 80  |
| Daging<br><i>Meat</i>  | 126                    | 127   | 130          | 135                    | 87                      | 121                        | 102   |
| Ikan & makanan laut<br><i>Fish &amp; seafood</i>   | 193                    | 196   | 196          | 199                    | 187                     | 188                        | 138   |
| Susu, keju & telur<br><i>Milk, cheese &amp; eggs</i>   | 61                     | 62  | 58           | 69                     | 68                      | 59                         | 43  |
| Minyak & lemak<br><i>Oils &amp; fats</i>   | 33                     | 34  | 32           | 37                     | 39                      | 30                         | 28  |
| Buah-buahan<br><i>Fruits</i>   | 69                     | 69  | 62           | 92                     | 62                      | 60                         | 59  |
| Sayur-sayuran<br><i>Vegetables</i>   | 89                     | 89  | 90           | 87                     | 88                      | 110                        | 80  |
| Gula, jem, madu, coklat & manisan<br><i>Sugar, jam, honey, chocolate &amp; confectionery</i>   | 25                     | 26  | 26           | 24                     | 23                      | 26                         | 19  |
| Keluaran makanan t.t.t.l<br><i>Food products n.e.c</i>   | 107                    | 109   | 116          | 86                     | 117                     | 116                        | 78  |
| Kopi, teh, koko & minuman bukan alkohol<br><i>Coffee, tea, cocoa &amp; non-alcoholic beverages</i>   | 42                     | 42  | 42           | 44                     | 36                      | 44                         | 47  |
| <b>02 Minuman Alkohol dan Tembakau</b><br><i>Alcoholic Beverages and Tobacco</i>   | 92                     | 92  | 64           | 157                    | 123                     | 94                         | 88  |
| <b>03 Pakaian dan Kasut</b><br><i>Clothing and Footwear</i>  | 151                    | 154   | 161          | 140                    | 142                     | 114                        | 99  |
| <b>04 Perumahan, Air, Elektrik, Gas dan Bahan Api Lain</b><br><i>Housing, Water, Electricity, Gas and Other Fuels</i>  | 1,307                  | 1,318   | 1,122        | 1,818                  | 1,419                   | 985                        | 1,124   |
| <b>05 Hiasan, Perkakasan dan Penyelenggaraan Isi Rumah</b><br><i>Furnishings, Household Equipment and Routine Household Maintenance</i>                              | 259                    | 264   | 242          | 319                    | 282                     | 193                        | 179   |
| <b>06 Kesihatan</b><br><i>Health</i>   | 147                    | 150   | 123          | 215                    | 173                     | 107                        | 89  |
| <b>07 Pengangkutan</b><br><i>Transport</i>   | 611                    | 623   | 575          | 737                    | 683                     | 474                        | 408   |
| <b>08 Maklumat dan Komunikasi</b><br><i>Information and Communication</i>  | 347                    | 354   | 328          | 414                    | 387                     | 250                        | 238   |
| <b>09 Rekreasi, Sukan dan Kebudayaan</b><br><i>Recreation, Sport and Culture</i>   | 179                    | 184   | 151          | 267                    | 204                     | 91                         | 95  |
| <b>10 Perkhidmatan Pendidikan</b><br><i>Education Services</i>   | 77                     | 78  | 76           | 81                     | 86                      | 53                         | 62  |
| <b>11 Restoran dan Perkhidmatan Penginapan</b><br><i>Restaurants and Accommodation Services</i>  | 948                    | 961   | 889          | 1,134                  | 1,046                   | 705                        | 718   |
| Perbelanjaan makanan di luar rumah<br><i>Expenditure on food away from home</i>  | 746                    | 756   | 707          | 875                    | 802                     | 573                        | 566   |
| Perbelanjaan minuman di luar rumah<br><i>Expenditure on beverages away from home</i>   | 157                    | 159   | 146          | 187                    | 189                     | 105                        | 125   |
| Perkhidmatan penginapan & lain-lain<br><i>Accommodation services &amp; others</i>  | 45                     | 46  | 36           | 72                     | 55                      | 27                         | 27  |
| <b>12 Insurans dan Perkhidmatan Kewangan</b><br><i>Insurance and Financial Services</i>  | 259                    | 268   | 206          | 422                    | 314                     | 170                        | 109   |
| <b>13 Penjagaan Diri, Perlindungan Sosial dan Pelbagai Barangan dan Perkhidmatan</b><br><i>Personal Care, Social Protection and Miscellaneous Goods and Services</i> | 313                    | 319   | 296          | 379                    | 337                     | 247                        | 199   |
| <b>Perbelanjaan penggunaan isi rumah bulanan purata (01-13)</b><br><i>Mean monthly household consumption expenditure (01-13)</i>                                     | <b>5,566</b>           | <b>5,650</b>                                      | <b>5,118</b> | <b>6,983</b>           | <b>6,028</b>            | <b>4,352</b>               | <b>4,132</b>  |

Jadual 1.7: Peratusan perbelanjaan penggunaan isi rumah bulanan mengikut kumpulan etnik ketua isi rumah, Malaysia, 2024  
 Table 1.7: Percentage of monthly household consumption expenditure by ethnic groups of the head of household, Malaysia, 2024

| Kumpulan perbelanjaan<br><i>Expenditure groups</i>   | Warganegara Malaysia<br><i>Malaysian citizens</i> |   |                        |                         |              |              |                            | Bukan warganegara Malaysia<br><i>Non-Malaysian citizens</i> |
|--|---|---|------------------------|-------------------------|--------------|--------------|----------------------------|---|
|  | Jumlah<br><i>Total</i>                            | Jumlah warganegara<br><i>Total citizens</i> |                        |                         |              |              | Lain-lain<br><i>Others</i> |   |
|  |   | Bumiputera                                  | Cina<br><i>Chinese</i> | India<br><i>Indians</i> |              |              |                            |   |
| <b>01 Makanan dan Minuman</b><br><i>Food and Beverages</i>   | 15.7  | 15.7  | 17.3                   | 12.9                    | 13.8         | 20.0         | 17.5                       |   |
| <b>Beras</b><br><i>Rice</i>  | 0.8   | 0.8   | 0.9                    | 0.6                     | 0.7          | 1.1          | 1.2                        |   |
| <b>Roti &amp; bijirin lain</b><br><i>Bread &amp; other cereals</i>   | 1.5   | 1.5   | 1.7                    | 1.2                     | 1.3          | 1.5          | 1.9                        |   |
| <b>Daging</b><br><i>Meat</i>   | 2.3   | 2.3   | 2.5                    | 1.9                     | 1.5          | 2.8          | 2.5                        |   |
| <b>Ikan &amp; makanan laut</b><br><i>Fish &amp; seafood</i>  | 3.5   | 3.5   | 3.8                    | 2.9                     | 3.1          | 4.3          | 3.4                        |   |
| <b>Susu, keju &amp; telur</b><br><i>Milk, cheese &amp; eggs</i>  | 1.1   | 1.1   | 1.2                    | 1.0                     | 1.1          | 1.4          | 1.0                        |   |
| <b>Minyak &amp; lemak</b><br><i>Oils &amp; fats</i>  | 0.6   | 0.6   | 0.6                    | 0.5                     | 0.6          | 0.7          | 0.7                        |   |
| <b>Buah-buahan</b><br><i>Fruits</i>  | 1.2   | 1.2   | 1.2                    | 1.3                     | 1.0          | 1.4          | 1.4                        |   |
| <b>Sayur-sayuran</b><br><i>Vegetables</i>  | 1.6   | 1.6   | 1.8                    | 1.3                     | 1.5          | 2.5          | 1.9                        |   |
| <b>Gula, jem, madu, coklat &amp; manisan</b><br><i>Sugar, jam, honey, chocolate &amp; confectionery</i>  | 0.4   | 0.5   | 0.5                    | 0.4                     | 0.4          | 0.6          | 0.5                        |   |
| <b>Keluaran makanan t.t.t.l</b><br><i>Food products n.e.c</i>  | 1.9   | 1.9   | 2.3                    | 1.2                     | 2.0          | 2.7          | 1.9                        |   |
| <b>Kopi, teh, koko &amp; minuman bukan alkohol</b><br><i>Coffee, tea, cocoa &amp; non-alcoholic beverages</i>  | 0.8   | 0.7   | 0.8                    | 0.6                     | 0.6          | 1.0          | 1.1                        |   |
| <b>02 Minuman Alkohol dan Tembakau</b><br><i>Alcoholic Beverages and Tobacco</i>   | 1.7   | 1.6   | 1.3                    | 2.3                     | 2.1          | 2.2          | 2.1                        |   |
| <b>03 Pakaian dan Kasut</b><br><i>Clothing and Footwear</i>  | 2.7   | 2.7   | 3.1                    | 2.0                     | 2.4          | 2.6          | 2.4                        |   |
| <b>04 Perumahan, Air, Elektrik, Gas dan Bahan Api Lain</b><br><i>Housing, Water, Electricity, Gas and Other Fuels</i>  | 23.5  | 23.3  | 21.9                   | 26.0                    | 23.5         | 22.6         | 27.2                       |   |
| <b>05 Hiasan, Perkakasan dan Penyelenggaraan Isi Rumah</b><br><i>Furnishings, Household Equipment and Routine Household Maintenance</i>                              | 4.7   | 4.7   | 4.7                    | 4.6                     | 4.7          | 4.4          | 4.3                        |   |
| <b>06 Kesihatan</b><br><i>Health</i>   | 2.6   | 2.7   | 2.4                    | 3.1                     | 2.9          | 2.5          | 2.1                        |   |
| <b>07 Pengangkutan</b><br><i>Transport</i>   | 11.0  | 11.0  | 11.2                   | 10.6                    | 11.3         | 10.9         | 9.9                        |   |
| <b>08 Maklumat dan Komunikasi</b><br><i>Information and Communication</i>  | 6.2   | 6.3   | 6.4                    | 5.9                     | 6.4          | 5.7          | 5.8                        |   |
| <b>09 Rekreasi, Sukan dan Kebudayaan</b><br><i>Recreation, Sport and Culture</i>   | 3.2   | 3.2   | 3.0                    | 3.8                     | 3.4          | 2.1          | 2.3                        |   |
| <b>10 Perkhidmatan Pendidikan</b><br><i>Education Services</i>   | 1.4   | 1.4   | 1.5                    | 1.2                     | 1.4          | 1.2          | 1.5                        |   |
| <b>11 Restoran dan Perkhidmatan Penginapan</b><br><i>Restaurants and Accommodation Services</i>  | 17.0  | 17.0  | 17.4                   | 16.2                    | 17.3         | 16.2         | 17.4                       |   |
| <b>Perbelanjaan makanan di luar rumah</b><br><i>Expenditure on food away from home</i>   | 13.4  | 13.4  | 13.8                   | 12.5                    | 13.3         | 13.2         | 13.7                       |   |
| <b>Perbelanjaan minuman di luar rumah</b><br><i>Expenditure on beverages away from home</i>  | 2.8   | 2.8   | 2.9                    | 2.7                     | 3.1          | 2.4          | 3.0                        |   |
| <b>Perkhidmatan penginapan &amp; lain-lain</b><br><i>Accommodation services &amp; others</i>   | 0.8   | 0.8   | 0.7                    | 1.0                     | 0.9          | 0.6          | 0.7                        |   |
| <b>12 Insurans dan Perkhidmatan Kewangan</b><br><i>Insurance and Financial Services</i>  | 4.7   | 4.7   | 4.0                    | 6.0                     | 5.2          | 3.9          | 2.7                        |   |
| <b>13 Penjagaan Diri, Perlindungan Sosial dan Pelbagai Barangan dan Perkhidmatan</b><br><i>Personal Care, Social Protection and Miscellaneous Goods and Services</i> | 5.6   | 5.7   | 5.8                    | 5.4                     | 5.6          | 5.7          | 4.8                        |   |
| <b>Peratusan perbelanjaan penggunaan isi rumah bulanan (01-13)</b><br><i>Percentage of monthly household consumption expenditure (01-13)</i>                         | <b>100.0</b>                                      | <b>100.0</b>                                | <b>100.0</b>           | <b>100.0</b>            | <b>100.0</b> | <b>100.0</b> | <b>100.0</b>               |   |

**Jadual 1.8: Perbelanjaan penggunaan isi rumah bulanan purata mengikut kumpulan umur ketua isi rumah, Malaysia, 2024**  
**Table 1.8: Mean monthly household consumption expenditure by age groups of the head of household, Malaysia, 2024**

| Kumpulan perbelanjaan<br><i>Expenditure groups</i>   | Umur (Tahun) / Age (Year) |              |              |              |                                    |
|--|---------------------------|--------------|--------------|--------------|------------------------------------|
|  | 15-24                     | 25-34        | 35-44        | 45-64        | 65 dan lebih<br><i>65 and over</i> |
| <b>01 Makanan dan Minuman</b><br><i>Food and Beverages</i>   | 715                       | 827          | 903          | 915          | 788                                |
| <b>Beras</b><br><i>Rice</i>  | 40                        | 43           | 48           | 50           | 42                                 |
| <b>Roti &amp; bijirin lain</b><br><i>Bread &amp; other cereals</i>   | 70                        | 81           | 89           | 88           | 65                                 |
| <b>Daging</b><br><i>Meat</i>   | 102                       | 117          | 130          | 135          | 105                                |
| <b>Ikan &amp; makanan laut</b><br><i>Fish &amp; seafood</i>  | 147                       | 171          | 192          | 209          | 180                                |
| <b>Susu, keju &amp; telur</b><br><i>Milk, cheese &amp; eggs</i>  | 49                        | 54           | 59           | 62           | 69                                 |
| <b>Minyak &amp; lemak</b><br><i>Oils &amp; fats</i>  | 28                        | 31           | 34           | 35           | 31                                 |
| <b>Buah-buahan</b><br><i>Fruits</i>  | 47                        | 62           | 75           | 71           | 62                                 |
| <b>Sayur-sayuran</b><br><i>Vegetables</i>  | 75                        | 82           | 88           | 93           | 88                                 |
| <b>Gula, jem, madu, coklat &amp; manisan</b><br><i>Sugar, jam, honey, chocolate &amp; confectionery</i>  | 22                        | 24           | 28           | 26           | 20                                 |
| <b>Keluaran makanan t.t.t.l</b><br><i>Food products n.e.c</i>  | 95                        | 122          | 117          | 101          | 89                                 |
| <b>Kopi, teh, koko &amp; minuman bukan alkohol</b><br><i>Coffee, tea, cocoa &amp; non-alcoholic beverages</i>  | 40                        | 40           | 43           | 45           | 37                                 |
| <b>02 Minuman Alkohol dan Tembakau</b><br><i>Alcoholic Beverages and Tobacco</i>   | 66                        | 82           | 92           | 106          | 68                                 |
| <b>03 Pakaian dan Kasut</b><br><i>Clothing and Footwear</i>  | 128                       | 142          | 162          | 164          | 105                                |
| <b>04 Perumahan, Air, Elektrik, Gas dan Bahan Api Lain</b><br><i>Housing, Water, Electricity, Gas and Other Fuels</i>  | 993                       | 1,202        | 1,377        | 1,368        | 1,161                              |
| <b>05 Hiasan, Perkakasan dan Penyelenggaraan Isi Rumah</b><br><i>Furnishings, Household Equipment and Routine Household Maintenance</i>                              | 162                       | 241          | 270          | 272          | 235                                |
| <b>06 Kesihatan</b><br><i>Health</i>   | 95                        | 123          | 131          | 156          | 185                                |
| <b>07 Pengangkutan</b><br><i>Transport</i>   | 439                       | 538          | 638          | 690          | 441                                |
| <b>08 Maklumat dan Komunikasi</b><br><i>Information and Communication</i>  | 262                       | 327          | 365          | 386          | 234                                |
| <b>09 Rekreasi, Sukan dan Kebudayaan</b><br><i>Recreation, Sport and Culture</i>   | 105                       | 142          | 185          | 210          | 128                                |
| <b>10 Perkhidmatan Pendidikan</b><br><i>Education Services</i>   | 58                        | 52           | 106          | 88           | 20                                 |
| <b>11 Restoran dan Perkhidmatan Penginapan</b><br><i>Restaurants and Accommodation Services</i>  | 800                       | 941          | 1,043        | 1,006        | 619                                |
| <b>Perbelanjaan makanan di luar rumah</b><br><i>Expenditure on food away from home</i>   | 646                       | 745          | 815          | 788          | 498                                |
| <b>Perbelanjaan minuman di luar rumah</b><br><i>Expenditure on beverages away from home</i>  | 139                       | 167          | 178          | 163          | 93                                 |
| <b>Perkhidmatan penginapan &amp; lain-lain</b><br><i>Accommodation services &amp; others</i>   | 15                        | 29           | 50           | 55           | 28                                 |
| <b>12 Insurans dan Perkhidmatan Kewangan</b><br><i>Insurance and Financial Services</i>  | 96                        | 216          | 290          | 299          | 154                                |
| <b>13 Penjagaan Diri, Perlindungan Sosial dan Pelbagai Barangan dan Perkhidmatan</b><br><i>Personal Care, Social Protection and Miscellaneous Goods and Services</i> | 205                       | 290          | 337          | 345          | 213                                |
| <b>Perbelanjaan penggunaan isi rumah bulanan purata (01-13)</b><br><i>Mean monthly household consumption expenditure (01-13)</i>                                     | <b>4,124</b>              | <b>5,123</b> | <b>5,899</b> | <b>6,005</b> | <b>4,351</b>                       |

Jadual 1.9: Peratusan perbelanjaan penggunaan isi rumah bulanan mengikut kumpulan umur ketua isi rumah, Malaysia, 2024  
 Table 1.9: Percentage of monthly household consumption expenditure by age groups of the head of household, Malaysia, 2024

| Kumpulan perbelanjaan<br><i>Expenditure groups</i>   | Umur (Tahun) / Age (Year) |              |              |              |                                    |
|--|---------------------------|--------------|--------------|--------------|------------------------------------|
|  | 15-24                     | 25-34        | 35-44        | 45-64        | 65 dan lebih<br><i>65 and over</i> |
| <b>01 Makanan dan Minuman</b><br><i>Food and Beverages</i>   | 17.3                      | 16.1         | 15.3         | 15.2         | 18.1                               |
| <b>Beras</b><br><i>Rice</i>  | 1.0                       | 0.8          | 0.8          | 0.8          | 1.0                                |
| <b>Roti &amp; bijirin lain</b><br><i>Bread &amp; other cereals</i>   | 1.7                       | 1.6          | 1.5          | 1.5          | 1.5                                |
| <b>Daging</b><br><i>Meat</i>   | 2.4                       | 2.3          | 2.2          | 2.3          | 2.4                                |
| <b>Ikan &amp; makanan laut</b><br><i>Fish &amp; seafood</i>  | 3.6                       | 3.3          | 3.2          | 3.5          | 4.1                                |
| <b>Susu, keju &amp; telur</b><br><i>Milk, cheese &amp; eggs</i>  | 1.2                       | 1.1          | 1.0          | 1.0          | 1.6                                |
| <b>Minyak &amp; lemak</b><br><i>Oils &amp; fats</i>  | 0.7                       | 0.6          | 0.6          | 0.6          | 0.7                                |
| <b>Buah-buahan</b><br><i>Fruits</i>  | 1.1                       | 1.2          | 1.3          | 1.2          | 1.4                                |
| <b>Sayur-sayuran</b><br><i>Vegetables</i>  | 1.8                       | 1.6          | 1.5          | 1.5          | 2.0                                |
| <b>Gula, jem, madu, coklat &amp; manisan</b><br><i>Sugar, jam, honey, chocolate &amp; confectionery</i>  | 0.5                       | 0.4          | 0.5          | 0.4          | 0.5                                |
| <b>Keluaran makanan t.t.t.l</b><br><i>Food products n.e.c</i>  | 2.3                       | 2.4          | 2.0          | 1.7          | 2.1                                |
| <b>Kopi, teh, koko &amp; minuman bukan alkohol</b><br><i>Coffee, tea, cocoa &amp; non-alcoholic beverages</i>  | 1.0                       | 0.8          | 0.7          | 0.7          | 0.8                                |
| <b>02 Minuman Alkohol dan Tembakau</b><br><i>Alcoholic Beverages and Tobacco</i>   | 1.6                       | 1.6          | 1.6          | 1.8          | 1.6                                |
| <b>03 Pakaian dan Kasut</b><br><i>Clothing and Footwear</i>  | 3.1                       | 2.8          | 2.8          | 2.7          | 2.4                                |
| <b>04 Perumahan, Air, Elektrik, Gas dan Bahan Api Lain</b><br><i>Housing, Water, Electricity, Gas and Other Fuels</i>  | 24.1                      | 23.4         | 23.3         | 22.8         | 26.7                               |
| <b>05 Hiasan, Perkakasan dan Penyelenggaraan Isi Rumah</b><br><i>Furnishings, Household Equipment and Routine Household Maintenance</i>                              | 3.9                       | 4.7          | 4.6          | 4.5          | 5.4                                |
| <b>06 Kesihatan</b><br><i>Health</i>   | 2.3                       | 2.4          | 2.2          | 2.6          | 4.3                                |
| <b>07 Pengangkutan</b><br><i>Transport</i>   | 10.6                      | 10.5         | 10.8         | 11.5         | 10.1                               |
| <b>08 Maklumat dan Komunikasi</b><br><i>Information and Communication</i>  | 6.4                       | 6.4          | 6.2          | 6.4          | 5.4                                |
| <b>09 Rekreasi, Sukan dan Kebudayaan</b><br><i>Recreation, Sport and Culture</i>   | 2.6                       | 2.8          | 3.1          | 3.5          | 2.9                                |
| <b>10 Perkhidmatan Pendidikan</b><br><i>Education Services</i>   | 1.4                       | 1.0          | 1.8          | 1.5          | 0.5                                |
| <b>11 Restoran dan Perkhidmatan Penginapan</b><br><i>Restaurants and Accommodation Services</i>  | 19.4                      | 18.4         | 17.7         | 16.8         | 14.2                               |
| <b>Perbelanjaan makanan di luar rumah</b><br><i>Expenditure on food away from home</i>   | 15.7                      | 14.5         | 13.9         | 13.2         | 11.5                               |
| <b>Perbelanjaan minuman di luar rumah</b><br><i>Expenditure on beverages away from home</i>  | 3.4                       | 3.3          | 3.0          | 2.7          | 2.1                                |
| <b>Perkhidmatan penginapan &amp; lain-lain</b><br><i>Accommodation services &amp; others</i>   | 0.3                       | 0.6          | 0.8          | 0.9          | 0.6                                |
| <b>12 Insurans dan Perkhidmatan Kewangan</b><br><i>Insurance and Financial Services</i>  | 2.3                       | 4.2          | 4.9          | 5.0          | 3.5                                |
| <b>13 Penjagaan Diri, Perlindungan Sosial dan Pelbagai Barangan dan Perkhidmatan</b><br><i>Personal Care, Social Protection and Miscellaneous Goods and Services</i> | 5.0                       | 5.7          | 5.7          | 5.7          | 4.9                                |
| <b>Peratusan perbelanjaan penggunaan isi rumah bulanan (01-13)</b><br><i>Percentage of monthly household consumption expenditure (01-13)</i>                         | <b>100.0</b>              | <b>100.0</b> | <b>100.0</b> | <b>100.0</b> | <b>100.0</b>                       |

Jadual 1.10: Perbelanjaan penggunaan isi rumah bulanan purata mengikut saiz isi rumah, Malaysia, 2024

Table 1.10: Mean monthly household consumption expenditure by household size, Malaysia, 2024

| Kumpulan perbelanjaan<br><i>Expenditure groups</i>   | Saiz isi rumah (Orang) / Household size (Person) |                   |                      |                      |                     |                    |                       |  |
|--|--|-------------------|----------------------|----------------------|---------------------|--------------------|-----------------------|--|
|  | Satu<br><i>One</i>                               | Dua<br><i>Two</i> | Tiga<br><i>Three</i> | Empat<br><i>Four</i> | Lima<br><i>Five</i> | Enam<br><i>Six</i> | Tujuh<br><i>Seven</i> | Lapan dan lebih<br><i>Eight and more</i> |
| <b>01 Makanan dan Minuman</b><br><i>Food and Beverages</i>   | 532  | 752               | 863                  | 923                  | 992                 | 1,060              | 1,134                 | 1,266                                    |
| <b>Beras</b><br><i>Rice</i>  | 30   | 39                | 44                   | 49                   | 54                  | 57                 | 63                    | 80                                       |
| <b>Roti &amp; bijirin lain</b><br><i>Bread &amp; other cereals</i>   | 56   | 70                | 83                   | 90                   | 92                  | 102                | 105                   | 114                                      |
| <b>Daging</b><br><i>Meat</i>   | 68   | 100               | 121                  | 134                  | 151                 | 162                | 181                   | 206                                      |
| <b>Ikan &amp; makanan laut</b><br><i>Fish &amp; seafood</i>  | 95   | 165               | 191                  | 205                  | 227                 | 237                | 255                   | 286                                      |
| <b>Susu, keju &amp; telur</b><br><i>Milk, cheese &amp; eggs</i>  | 44   | 59                | 59                   | 60                   | 64                  | 71                 | 74                    | 82                                       |
| <b>Minyak &amp; lemak</b><br><i>Oils &amp; fats</i>  | 22   | 31                | 34                   | 35                   | 36                  | 36                 | 37                    | 37                                       |
| <b>Buah-buahan</b><br><i>Fruits</i>  | 53   | 65                | 74                   | 75                   | 68                  | 68                 | 74                    | 73                                       |
| <b>Sayur-sayuran</b><br><i>Vegetables</i>  | 55   | 81                | 87                   | 92                   | 99                  | 104                | 110                   | 122                                      |
| <b>Gula, jem, madu, coklat &amp; manisan</b><br><i>Sugar, jam, honey, chocolate &amp; confectionery</i>  | 15   | 20                | 24                   | 27                   | 30                  | 33                 | 33                    | 37                                       |
| <b>Keluaran makanan t.t.t.l</b><br><i>Food products n.e.c</i>  | 61   | 85                | 105                  | 112                  | 125                 | 140                | 149                   | 166                                      |
| <b>Kopi, teh, koko &amp; minuman bukan alkohol</b><br><i>Coffee, tea, cocoa &amp; non-alcoholic beverages</i>  | 33   | 37                | 41                   | 44                   | 46                  | 50                 | 53                    | 63                                       |
| <b>02 Minuman Alkohol dan Tembakau</b><br><i>Alcoholic Beverages and Tobacco</i>   | 70   | 83                | 95                   | 98                   | 96                  | 96                 | 105                   | 114                                      |
| <b>03 Pakaian dan Kasut</b><br><i>Clothing and Footwear</i>  | 77   | 112               | 143                  | 163                  | 184                 | 206                | 235                   | 239                                      |
| <b>04 Perumahan, Air, Elektrik, Gas dan Bahan Api Lain</b><br><i>Housing, Water, Electricity, Gas and Other Fuels</i>  | 1,169  | 1,297             | 1,349                | 1,360                | 1,291               | 1,290              | 1,240                 | 1,311                                    |
| <b>05 Hiasan, Perkakasan dan Penyelenggaraan Isi Rumah</b><br><i>Furnishings, Household Equipment and Routine Household Maintenance</i>                              | 183  | 237               | 268                  | 273                  | 274                 | 292                | 281                   | 315                                      |
| <b>06 Kesihatan</b><br><i>Health</i>   | 123  | 160               | 150                  | 142                  | 144                 | 146                | 145                   | 148                                      |
| <b>07 Pengangkutan</b><br><i>Transport</i>   | 374  | 502               | 605                  | 661                  | 708                 | 738                | 787                   | 835                                      |
| <b>08 Maklumat dan Komunikasi</b><br><i>Information and Communication</i>  | 185  | 274               | 356                  | 399                  | 399                 | 411                | 417                   | 442                                      |
| <b>09 Rekreasi, Sukan dan Kebudayaan</b><br><i>Recreation, Sport and Culture</i>   | 102  | 142               | 177                  | 204                  | 207                 | 220                | 217                   | 222                                      |
| <b>10 Perkhidmatan Pendidikan</b><br><i>Education Services</i>   | 6  | 12                | 59                   | 101                  | 136                 | 148                | 151                   | 168                                      |
| <b>11 Restoran dan Perkhidmatan Penginapan</b><br><i>Restaurants and Accommodation Services</i>  | 563  | 756               | 957                  | 1,089                | 1,084               | 1,127              | 1,139                 | 1,128                                    |
| <b>Perbelanjaan makanan di luar rumah</b><br><i>Expenditure on food away from home</i>   | 436  | 594               | 752                  | 857                  | 855                 | 879                | 909                   | 901                                      |
| <b>Perbelanjaan minuman di luar rumah</b><br><i>Expenditure on beverages away from home</i>  | 95   | 127               | 162                  | 182                  | 179                 | 184                | 180                   | 171                                      |
| <b>Perkhidmatan penginapan &amp; lain-lain</b><br><i>Accommodation services &amp; others</i>   | 32   | 35                | 43                   | 50                   | 50                  | 64                 | 50                    | 56                                       |
| <b>12 Insurans dan Perkhidmatan Kewangan</b><br><i>Insurance and Financial Services</i>  | 126  | 220               | 267                  | 308                  | 298                 | 300                | 270                   | 245                                      |
| <b>13 Penjagaan Diri, Perlindungan Sosial dan Pelbagai Barangan dan Perkhidmatan</b><br><i>Personal Care, Social Protection and Miscellaneous Goods and Services</i> | 166  | 248               | 306                  | 348                  | 361                 | 401                | 428                   | 452                                      |
| <b>Perbelanjaan penggunaan isi rumah bulanan purata (01-13)</b><br><i>Mean monthly household consumption expenditure (01-13)</i>                                     | <b>3,676</b>                                     | <b>4,795</b>      | <b>5,596</b>         | <b>6,069</b>         | <b>6,174</b>        | <b>6,435</b>       | <b>6,549</b>          | <b>6,885</b>                             |

Jadual 1.11: Peratusan perbelanjaan penggunaan isi rumah bulanan mengikut saiz isi rumah, Malaysia, 2024  
 Table 1.11: Percentage of monthly household consumption expenditure by household size, Malaysia, 2024

| Kumpulan perbelanjaan<br><i>Expenditure groups</i>   | Saiz isi rumah (Orang) / Household size (Person) |                   |                      |                      |                     |                    |                       |  |
|--|--|-------------------|----------------------|----------------------|---------------------|--------------------|-----------------------|--|
|  | Satu<br><i>One</i>                               | Dua<br><i>Two</i> | Tiga<br><i>Three</i> | Empat<br><i>Four</i> | Lima<br><i>Five</i> | Enam<br><i>Six</i> | Tujuh<br><i>Seven</i> | Lapan dan lebih<br><i>Eight and more</i> |
| <b>01 Makanan dan Minuman</b><br><i>Food and Beverages</i>   | 14.5   | 15.7              | 15.4                 | 15.2                 | 16.1                | 16.5               | 17.3                  | 18.4                                     |
| <b>Beras</b><br><i>Rice</i>  | 0.9  | 0.8               | 0.8                  | 0.8                  | 0.9                 | 0.9                | 1.0                   | 1.2                                      |
| <b>Roti &amp; bijirin lain</b><br><i>Bread &amp; other cereals</i>   | 1.5  | 1.5               | 1.5                  | 1.5                  | 1.5                 | 1.6                | 1.6                   | 1.7                                      |
| <b>Daging</b><br><i>Meat</i>   | 1.8  | 2.1               | 2.2                  | 2.2                  | 2.5                 | 2.5                | 2.8                   | 3.0                                      |
| <b>Ikan &amp; makanan laut</b><br><i>Fish &amp; seafood</i>  | 2.6  | 3.4               | 3.4                  | 3.4                  | 3.7                 | 3.7                | 3.9                   | 4.1                                      |
| <b>Susu, keju &amp; telur</b><br><i>Milk, cheese &amp; eggs</i>  | 1.2  | 1.2               | 1.1                  | 1.0                  | 1.0                 | 1.1                | 1.1                   | 1.2                                      |
| <b>Minyak &amp; lemak</b><br><i>Oils &amp; fats</i>  | 0.6  | 0.6               | 0.6                  | 0.6                  | 0.6                 | 0.6                | 0.5                   | 0.5                                      |
| <b>Buah-buahan</b><br><i>Fruits</i>  | 1.4  | 1.4               | 1.3                  | 1.2                  | 1.1                 | 1.0                | 1.1                   | 1.1                                      |
| <b>Sayur-sayuran</b><br><i>Vegetables</i>  | 1.5  | 1.7               | 1.5                  | 1.5                  | 1.6                 | 1.6                | 1.7                   | 1.8                                      |
| <b>Gula, jem, madu, coklat &amp; manisan</b><br><i>Sugar, jam, honey, chocolate &amp; confectionery</i>  | 0.4  | 0.4               | 0.4                  | 0.4                  | 0.5                 | 0.5                | 0.5                   | 0.5                                      |
| <b>Keluaran makanan t.t.t.l</b><br><i>Food products n.e.c</i>  | 1.7  | 1.8               | 1.9                  | 1.9                  | 2.0                 | 2.2                | 2.3                   | 2.4                                      |
| <b>Kopi, teh, koko &amp; minuman bukan alkohol</b><br><i>Coffee, tea, cocoa &amp; non-alcoholic beverages</i>  | 0.9  | 0.8               | 0.7                  | 0.7                  | 0.7                 | 0.8                | 0.8                   | 0.9                                      |
| <b>02 Minuman Alkohol dan Tembakau</b><br><i>Alcoholic Beverages and Tobacco</i>   | 1.9  | 1.7               | 1.7                  | 1.6                  | 1.6                 | 1.5                | 1.6                   | 1.7                                      |
| <b>03 Pakaian dan Kasut</b><br><i>Clothing and Footwear</i>  | 2.1  | 2.3               | 2.5                  | 2.7                  | 3.0                 | 3.2                | 3.6                   | 3.5                                      |
| <b>04 Perumahan, Air, Elektrik, Gas dan Bahan Api Lain</b><br><i>Housing, Water, Electricity, Gas and Other Fuels</i>  | 31.8   | 27.0              | 24.1                 | 22.4                 | 20.9                | 20.0               | 18.9                  | 19.0                                     |
| <b>05 Hiasan, Perkakasan dan Penyelenggaraan Isi Rumah</b><br><i>Furnishings, Household Equipment and Routine Household Maintenance</i>                              | 5.0  | 4.9               | 4.8                  | 4.5                  | 4.4                 | 4.5                | 4.3                   | 4.6                                      |
| <b>06 Kesihatan</b><br><i>Health</i>   | 3.3  | 3.3               | 2.7                  | 2.3                  | 2.3                 | 2.3                | 2.2                   | 2.1                                      |
| <b>07 Pengangkutan</b><br><i>Transport</i>   | 10.2   | 10.5              | 10.8                 | 10.9                 | 11.5                | 11.5               | 12.0                  | 12.1                                     |
| <b>08 Maklumat dan Komunikasi</b><br><i>Information and Communication</i>  | 5.0  | 5.7               | 6.4                  | 6.6                  | 6.5                 | 6.4                | 6.4                   | 6.4                                      |
| <b>09 Rekreasi, Sukan dan Kebudayaan</b><br><i>Recreation, Sport and Culture</i>   | 2.8  | 3.0               | 3.2                  | 3.4                  | 3.4                 | 3.4                | 3.3                   | 3.2                                      |
| <b>10 Perkhidmatan Pendidikan</b><br><i>Education Services</i>   | 0.2  | 0.3               | 1.1                  | 1.7                  | 2.2                 | 2.3                | 2.3                   | 2.4                                      |
| <b>11 Restoran dan Perkhidmatan Penginapan</b><br><i>Restaurants and Accommodation Services</i>  | 15.3   | 15.8              | 17.1                 | 17.9                 | 17.5                | 17.5               | 17.4                  | 16.4                                     |
| <b>Perbelanjaan makanan di luar rumah</b><br><i>Expenditure on food away from home</i>   | 11.9   | 12.4              | 13.4                 | 14.1                 | 13.8                | 13.7               | 13.9                  | 13.1                                     |
| <b>Perbelanjaan minuman di luar rumah</b><br><i>Expenditure on beverages away from home</i>  | 2.5  | 2.6               | 2.9                  | 3.0                  | 2.9                 | 2.8                | 2.7                   | 2.5                                      |
| <b>Perkhidmatan penginapan &amp; lain-lain</b><br><i>Accommodation services &amp; others</i>   | 0.9  | 0.8               | 0.8                  | 0.8                  | 0.8                 | 1.0                | 0.8                   | 0.8                                      |
| <b>12 Insurans dan Perkhidmatan Kewangan</b><br><i>Insurance and Financial Services</i>  | 3.4  | 4.6               | 4.8                  | 5.1                  | 4.8                 | 4.7                | 4.1                   | 3.6                                      |
| <b>13 Penjagaan Diri, Perlindungan Sosial dan Pelbagai Barangan dan Perkhidmatan</b><br><i>Personal Care, Social Protection and Miscellaneous Goods and Services</i> | 4.5  | 5.2               | 5.4                  | 5.7                  | 5.8                 | 6.2                | 6.6                   | 6.6                                      |
| <b>Peratusan perbelanjaan penggunaan isi rumah bulanan (01-13)</b><br><i>Percentage of monthly household consumption expenditure (01-13)</i>                         | <b>100.0</b>                                     | <b>100.0</b>      | <b>100.0</b>         | <b>100.0</b>         | <b>100.0</b>        | <b>100.0</b>       | <b>100.0</b>          | <b>100.0</b>                             |

Jadual 1.12: Komposisi perbelanjaan penggunaan isi rumah bulanan mengikut kumpulan isi rumah, Malaysia, 2024

Table 1.12: Composition of monthly household consumption expenditure by household groups, Malaysia, 2024

| Kumpulan perbelanjaan<br>Expenditure groups  | Jumlah<br>Total |              | D1 - D4      |              | D5 - D8      |              | D9 - D10      |              |
|--|-----------------|--------------|--------------|--------------|--------------|--------------|---------------|--------------|
|  | (RM)            | (%)          | (RM)         | (%)          | (RM)         | (%)          | (RM)          | (%)          |
| <b>01 Makanan dan Minuman</b><br><i>Food and Beverages</i>   | 885             | 15.7         | 708          | 22.0         | 931          | 16.2         | 1,147         | 11.1         |
| <i>Beras</i><br>Rice   | 47              | 0.8          | 42           | 1.3          | 48           | 0.8          | 55            | 0.5          |
| Roti & bijirin lain<br>Bread & other cereals   | 84              | 1.5          | 56           | 1.7          | 89           | 1.6          | 130           | 1.3          |
| Daging<br>Meat   | 127             | 2.3          | 104          | 3.2          | 134          | 2.3          | 163           | 1.6          |
| Ikan & makanan laut<br>Fish & seafood  | 196             | 3.5          | 158          | 4.9          | 202          | 3.5          | 261           | 2.5          |
| Susu, keju & telur<br>Milk, cheese & eggs  | 62              | 1.1          | 52           | 1.6          | 64           | 1.1          | 75            | 0.7          |
| Minyak & lemak<br>Oils & fats  | 34              | 0.6          | 26           | 0.8          | 36           | 0.6          | 43            | 0.4          |
| Buah-buahan<br>Fruits  | 69              | 1.2          | 44           | 1.4          | 71           | 1.2          | 118           | 1.2          |
| Sayur-sayuran<br>Vegetables  | 89              | 1.6          | 84           | 2.6          | 92           | 1.6          | 94            | 0.9          |
| Gula, jem, madu, coklat & manisan<br>Sugar, jam, honey, chocolate & confectionery  | 26              | 0.5          | 19           | 0.6          | 28           | 0.5          | 35            | 0.3          |
| Keluaran makanan t.t.t.I<br>Food products n.e.c  | 109             | 1.9          | 89           | 2.8          | 123          | 2.2          | 119           | 1.2          |
| Kopi, teh, koko & minuman bukan alkohol<br>Coffee, tea, cocoa & non-alcoholic beverages  | 42              | 0.7          | 34           | 1.1          | 44           | 0.8          | 54            | 0.5          |
| <b>02 Minuman Alkohol dan Tembakau</b><br><i>Alcoholic Beverages and Tobacco</i>   | 92              | 1.6          | 62           | 1.9          | 95           | 1.7          | 147           | 1.4          |
| <b>03 Pakaian dan Kasut</b><br><i>Clothing and Footwear</i>  | 154             | 2.7          | 100          | 3.1          | 163          | 2.8          | 244           | 2.4          |
| <b>04 Perumahan, Air, Elektrik, Gas dan Bahan Api Lain</b><br><i>Housing, Water, Electricity, Gas and Other Fuels</i>  | 1,318           | 23.3         | 809          | 25.2         | 1,305        | 22.7         | 2,361         | 22.8         |
| <b>05 Hiasan, Perkakasan dan Penyelenggaraan Isi Rumah</b><br><i>Furnishings, Household Equipment and Routine Household Maintenance</i>                              | 264             | 4.7          | 135          | 4.2          | 258          | 4.5          | 535           | 5.2          |
| <b>06 Kesihatan</b><br><i>Health</i>   | 150             | 2.7          | 85           | 2.7          | 150          | 2.6          | 281           | 2.7          |
| <b>07 Pengangkutan</b><br><i>Transport</i>   | 623             | 11.0         | 320          | 10.0         | 605          | 10.6         | 1,266         | 12.2         |
| <b>08 Maklumat dan Komunikasi</b><br><i>Information and Communication</i>  | 354             | 6.3          | 173          | 5.4          | 381          | 6.7          | 660           | 6.4          |
| <b>09 Rekreasi, Sukan dan Kebudayaan</b><br><i>Recreation, Sport and Culture</i>   | 184             | 3.2          | 58           | 1.8          | 171          | 3.0          | 459           | 4.4          |
| <b>10 Perkhidmatan Pendidikan</b><br><i>Education Services</i>   | 78              | 1.4          | 29           | 0.9          | 82           | 1.4          | 167           | 1.6          |
| <b>11 Restoran dan Perkhidmatan Penginapan</b><br><i>Restaurants and Accommodation Services</i>  | 961             | 17.0         | 493          | 15.3         | 1,029        | 17.9         | 1,766         | 17.0         |
| Perbelanjaan makanan di luar rumah<br>Expenditure on food away from home   | 756             | 13.4         | 408          | 12.7         | 820          | 14.3         | 1,325         | 12.8         |
| Perbelanjaan minuman di luar rumah<br>Expenditure on beverages away from home  | 159             | 2.8          | 79           | 2.4          | 173          | 3.0          | 294           | 2.8          |
| Perkhidmatan penginapan & lain-lain<br>Accommodation services & others   | 46              | 0.8          | 6            | 0.2          | 36           | 0.6          | 147           | 1.4          |
| <b>12 Insurans dan Perkhidmatan Kewangan</b><br><i>Insurance and Financial Services</i>  | 268             | 4.7          | 74           | 2.3          | 251          | 4.4          | 688           | 6.7          |
| <b>13 Penjagaan Diri, Perlindungan Sosial dan Pelbagai Barangan dan Perkhidmatan</b><br><i>Personal Care, Social Protection and Miscellaneous Goods and Services</i> | 319             | 5.7          | 166          | 5.2          | 316          | 5.5          | 634           | 6.1          |
| <b>Komposisi perbelanjaan penggunaan isi rumah bulanan (01-13)</b><br><i>Composition of monthly household consumption expenditure (01-13)</i>                        | <b>5,650</b>    | <b>100.0</b> | <b>3,212</b> | <b>100.0</b> | <b>5,737</b> | <b>100.0</b> | <b>10,355</b> | <b>100.0</b> |

Nota / Notes:

1. D: Desil / Decile

2. Mengikut had pendapatan kasar bagi Malaysia 2024

*Refers to gross income thresholds Malaysia 2024*

3. Merujuk kepada isi rumah warganegara Malaysia

*Refers to Malaysian citizen households*

D1 - D4: < 5,860

D5 - D8: 5,860-12,679

D9 - D10: ≥ 12,680

Jadual 1.13: Komposisi perbelanjaan penggunaan isi rumah bulanan mengikut kumpulan isi rumah kuintil, Malaysia, 2024  
 Table 1.13: Composition of monthly household consumption expenditure by household quintile groups, Malaysia, 2024

| Kumpulan perbelanjaan<br><i>Expenditure groups</i>   | Kumpulan Isi Rumah Kuintil / Household Quintile Group |              |              |              |              |              |              |              |               |              |
|--|---|--------------|--------------|--------------|--------------|--------------|--------------|--------------|---------------|--------------|
|  | D1 - D2   |              | D3 - D4      |              | D5 - D6      |              | D7 - D8      |              | D9 - D10      |              |
|  | (RM)  | (%)          | (RM)         | (%)          | (RM)         | (%)          | (RM)         | (%)          | (RM)          | (%)          |
| <b>01 Makanan dan Minuman</b><br><i>Food and Beverages</i>   | 617   | 23.9         | 798          | 20.8         | 909          | 18.0         | 953          | 14.8         | 1,147         | 11.1         |
| <b>Beras</b><br><i>Rice</i>  | 38  | 1.5          | 45           | 1.2          | 49           | 1.0          | 48           | 0.7          | 55            | 0.6          |
| <b>Roti &amp; bijirin lain</b><br><i>Bread &amp; other cereals</i>   | 49  | 1.9          | 63           | 1.6          | 74           | 1.5          | 103          | 1.6          | 130           | 1.3          |
| <b>Daging</b><br><i>Meat</i>   | 88  | 3.4          | 119          | 3.1          | 134          | 2.6          | 134          | 2.1          | 163           | 1.6          |
| <b>Ikan &amp; makanan laut</b><br><i>Fish &amp; seafood</i>  | 136   | 5.3          | 179          | 4.7          | 201          | 4.0          | 204          | 3.2          | 261           | 2.6          |
| <b>Susu, keju &amp; telur</b><br><i>Milk, cheese &amp; eggs</i>  | 47  | 1.8          | 57           | 1.5          | 64           | 1.3          | 65           | 1.0          | 75            | 0.7          |
| <b>Minyak &amp; lemak</b><br><i>Oils &amp; fats</i>  | 22  | 0.8          | 30           | 0.8          | 36           | 0.7          | 36           | 0.6          | 43            | 0.4          |
| <b>Buah-buahan</b><br><i>Fruits</i>  | 39  | 1.5          | 50           | 1.3          | 58           | 1.1          | 83           | 1.3          | 118           | 1.1          |
| <b>Sayur-sayuran</b><br><i>Vegetables</i>  | 78  | 3.0          | 90           | 2.3          | 95           | 1.9          | 89           | 1.4          | 94            | 0.9          |
| <b>Gula, jem, madu, coklat &amp; manisan</b><br><i>Sugar, jam, honey, chocolate &amp; confectionery</i>  | 16  | 0.6          | 22           | 0.6          | 27           | 0.5          | 28           | 0.4          | 35            | 0.3          |
| <b>Keluaran makanan t.t.t.I</b><br><i>Food products n.e.c</i>  | 74  | 2.9          | 105          | 2.7          | 128          | 2.5          | 119          | 1.8          | 119           | 1.1          |
| <b>Kopi, teh, koko &amp; minuman bukan alkohol</b><br><i>Coffee, tea, cocoa &amp; non-alcoholic beverages</i>  | 30  | 1.2          | 38           | 1.0          | 43           | 0.9          | 44           | 0.7          | 54            | 0.5          |
| <b>02 Minuman Alkohol dan Tembakau</b><br><i>Alcoholic Beverages and Tobacco</i>   | 49  | 1.9          | 76           | 2.0          | 91           | 1.8          | 99           | 1.5          | 146           | 1.4          |
| <b>03 Pakaian dan Kasut</b><br><i>Clothing and Footwear</i>  | 79  | 3.0          | 121          | 3.2          | 158          | 3.1          | 168          | 2.6          | 244           | 2.4          |
| <b>04 Perumahan, Air, Elektrik, Gas dan Bahan Api Lain</b><br><i>Housing, Water, Electricity, Gas and Other Fuels</i>  | 696   | 26.9         | 922          | 24.0         | 1,145        | 22.7         | 1,465        | 22.8         | 2,361         | 22.8         |
| <b>05 Hiasan, Perkakasan dan Penyelenggaraan Isi Rumah</b><br><i>Furnishings, Household Equipment and Routine Household Maintenance</i>                              | 107   | 4.1          | 163          | 4.3          | 229          | 4.6          | 286          | 4.5          | 535           | 5.2          |
| <b>06 Kesihatan</b><br><i>Health</i>   | 68  | 2.6          | 101          | 2.6          | 143          | 2.8          | 157          | 2.5          | 281           | 2.7          |
| <b>07 Pengangkutan</b><br><i>Transport</i>   | 235   | 9.1          | 405          | 10.5         | 535          | 10.6         | 676          | 10.6         | 1,266         | 12.3         |
| <b>08 Maklumat dan Komunikasi</b><br><i>Information and Communication</i>  | 126   | 4.8          | 221          | 5.8          | 317          | 6.3          | 444          | 6.9          | 660           | 6.4          |
| <b>09 Rekreasi, Sukan dan Kebudayaan</b><br><i>Recreation, Sport and Culture</i>   | 38  | 1.5          | 79           | 2.1          | 134          | 2.6          | 209          | 3.3          | 459           | 4.4          |
| <b>10 Perkhidmatan Pendidikan</b><br><i>Education Services</i>   | 23  | 0.9          | 35           | 0.9          | 63           | 1.2          | 101          | 1.6          | 167           | 1.6          |
| <b>11 Restoran dan Perkhidmatan Penginapan</b><br><i>Restaurants and Accommodation Services</i>  | 375   | 14.5         | 610          | 15.9         | 877          | 17.3         | 1,181        | 18.4         | 1,766         | 17.0         |
| <b>Perbelanjaan makanan di luar rumah</b><br><i>Expenditure on food away from home</i>   | 316   | 12.2         | 501          | 13.1         | 708          | 14.0         | 931          | 14.5         | 1,325         | 12.8         |
| <b>Perbelanjaan minuman di luar rumah</b><br><i>Expenditure on beverages away from home</i>  | 56  | 2.2          | 100          | 2.6          | 146          | 2.8          | 201          | 3.1          | 294           | 2.8          |
| <b>Perkhidmatan penginapan &amp; lain-lain</b><br><i>Accommodation services &amp; others</i>   | 3   | 0.1          | 9            | 0.2          | 23           | 0.5          | 49           | 0.8          | 147           | 1.4          |
| <b>12 Insurans dan Perkhidmatan Kewangan</b><br><i>Insurance and Financial Services</i>  | 48  | 1.9          | 101          | 2.6          | 173          | 3.4          | 329          | 5.1          | 688           | 6.6          |
| <b>13 Penjagaan Diri, Perlindungan Sosial dan Pelbagai Barangan dan Perkhidmatan</b><br><i>Personal Care, Social Protection and Miscellaneous Goods and Services</i> | 126   | 4.9          | 205          | 5.3          | 283          | 5.6          | 349          | 5.4          | 635           | 6.1          |
| <b>Komposisi perbelanjaan penggunaan isi rumah bulanan (01-13)</b><br><i>Composition of monthly household consumption expenditure (01-13)</i>                        | <b>2,587</b>  | <b>100.0</b> | <b>3,837</b> | <b>100.0</b> | <b>5,057</b> | <b>100.0</b> | <b>6,417</b> | <b>100.0</b> | <b>10,355</b> | <b>100.0</b> |

Nota / Notes:

- D: Desil / Decile
- Mengikut had pendapatan kasar bagi Malaysia 2024  
*Refers to gross income thresholds Malaysia 2024*
- Merujuk kepada isi rumah warganegara Malaysia  
*Refers to Malaysian citizen households*

- D1 - D4: < 5,860  
 D5 - D8: 5,860-12,679  
 D9 - D10: ≥ 12,680

**Jadual 1.14: Komposisi perbelanjaan penggunaan isi rumah bulanan mengikut jenis barang, Malaysia, 2024**  
 Table 1.14: *Composition of monthly household consumption expenditure by types of goods, Malaysia, 2024*

| Jenis barang<br><i>Types of goods</i>                      | Purata<br><i>Mean</i><br>(RM) | Peratusan<br><i>Percentage</i><br>(%) |
|--|-------------------------------|---------------------------------------|
| <b>Jumlah / Total</b>                                      | <b>5,566</b>                  | <b>100.0</b>                          |
| <b>Barang Tahan Lama</b><br><i>Durable goods</i>           | 317                           | 5.7                                   |
| <b>Barang Semi Tahan Lama</b><br><i>Semi-durable goods</i> | 379                           | 6.8                                   |
| <b>Barang Tidak Tahan Lama</b><br><i>Non-durable goods</i> | 1,713                         | 30.8                                  |
| <b>Perkhidmatan</b><br><i>Services</i>                     | 3,157                         | 56.7                                  |

# PERBELANJAAN PENGUNAAN ISI RUMAH MENGIKUT CIRI-CIRI DEMOGRAFI

HOUSEHOLD CONSUMPTION  
EXPENDITURE BY  
DEMOGRAPHIC

LAPORAN SURVEI

## PERBELANJAAN ISI RUMAH

HOUSEHOLD EXPENDITURE  
SURVEY REPORT

2024

**Muka surat ini sengaja dibiarkan kosong**  
*This page is deliberately left blank*

Jadual 2.1: Peratusan isi rumah mengikut saiz isi rumah dan negeri, Malaysia, 2022 dan 2024  
 Table 2.1: Percentage of households by household size and state, Malaysia, 2022 and 2024

| Negeri<br>State   | Tahun<br>Year | Saiz Isi Rumah (Orang) / Household Size (Person) |            |               |               |              |             |                |   |
|-------------------|---------------|--|------------|---------------|---------------|--------------|-------------|----------------|---|
|                   |               | Satu<br>One                                      | Dua<br>Two | Tiga<br>Three | Empat<br>Four | Lima<br>Five | Enam<br>Six | Tujuh<br>Seven | Lapan dan<br>lebih<br>Eight and<br>more |
| Malaysia          | 2022          | 8.1  | 19.7       | 20.7          | 20.5          | 15.1         | 8.5         | 4.1            | 3.3                                     |
|                   | 2024          | 9.0  | 21.0       | 21.4          | 20.9          | 13.7         | 7.7         | 3.5            | 2.8                                     |
| Johor             | 2022          | 8.1  | 19.2       | 21.6          | 20.7          | 15.5         | 8.0         | 4.3            | 2.5                                     |
|                   | 2024          | 7.6  | 20.9       | 22.4          | 21.5          | 15.7         | 7.7         | 2.8            | 1.4                                     |
| Kedah             | 2022          | 7.3  | 19.6       | 19.8          | 19.7          | 17.2         | 9.5         | 4.1            | 2.8                                     |
|                   | 2024          | 7.6  | 21.1       | 19.9          | 20.4          | 15.5         | 8.8         | 4.1            | 2.6                                     |
| Kelantan          | 2022          | 8.4  | 16.6       | 17.1          | 16.3          | 15.8         | 12.1        | 7.7            | 6.1                                     |
|                   | 2024          | 9.7  | 19.4       | 16.8          | 16.6          | 16.1         | 10.7        | 5.0            | 5.6                                     |
| Melaka            | 2022          | 7.2  | 19.9       | 19.8          | 18.9          | 15.5         | 10.0        | 5.2            | 3.5                                     |
|                   | 2024          | 7.2  | 20.6       | 22.3          | 19.3          | 15.3         | 8.3         | 4.0            | 3.0                                     |
| Negeri Sembilan   | 2022          | 8.4  | 23.8       | 19.1          | 18.0          | 16.5         | 8.3         | 3.5            | 2.3                                     |
|                   | 2024          | 10.2   | 24.4       | 22.0          | 18.6          | 13.3         | 6.5         | 3.5            | 1.5                                     |
| Pahang            | 2022          | 8.3  | 22.0       | 21.4          | 18.9          | 14.5         | 8.8         | 3.4            | 2.7                                     |
|                   | 2024          | 9.9  | 25.5       | 19.7          | 17.8          | 12.7         | 8.0         | 4.0            | 2.4                                     |
| Pulau Pinang      | 2022          | 12.1   | 24.0       | 21.1          | 19.2          | 12.8         | 6.4         | 2.7            | 1.7                                     |
|                   | 2024          | 14.1   | 26.0       | 22.1          | 19.3          | 10.6         | 4.8         | 2.1            | 1.2                                     |
| Perak             | 2022          | 10.0   | 24.8       | 19.8          | 17.7          | 13.3         | 8.1         | 3.6            | 2.6                                     |
|                   | 2024          | 11.6   | 27.2       | 20.0          | 17.6          | 12.4         | 6.5         | 3.1            | 1.7                                     |
| Perlis            | 2022          | 9.1  | 17.8       | 21.4          | 19.2          | 15.6         | 8.5         | 5.0            | 3.5                                     |
|                   | 2024          | 8.9  | 19.8       | 20.5          | 19.2          | 14.6         | 9.0         | 3.5            | 4.5                                     |
| Selangor          | 2022          | 5.8  | 19.4       | 22.1          | 24.6          | 15.8         | 7.9         | 2.9            | 1.6                                     |
|                   | 2024          | 6.3  | 18.0       | 24.0          | 25.2          | 14.1         | 7.7         | 2.8            | 1.8                                     |
| Terengganu        | 2022          | 3.9  | 9.8        | 15.5          | 19.1          | 20.5         | 13.9        | 8.9            | 8.3                                     |
|                   | 2024          | 3.2  | 10.2       | 17.9          | 21.5          | 21.5         | 13.3        | 7.0            | 5.3                                     |
| Sabah             | 2022          | 8.6  | 15.3       | 18.1          | 17.8          | 15.3         | 10.8        | 6.0            | 8.2                                     |
|                   | 2024          | 9.3  | 17.2       | 17.0          | 19.6          | 14.0         | 9.4         | 5.7            | 7.7                                     |
| Sarawak           | 2022          | 10.6   | 19.2       | 18.3          | 17.2          | 14.8         | 8.9         | 5.3            | 5.8                                     |
|                   | 2024          | 14.1   | 21.2       | 18.5          | 16.2          | 12.2         | 8.5         | 4.3            | 4.9                                     |
| W.P. Kuala Lumpur | 2022          | 9.2  | 21.4       | 27.8          | 26.0          | 10.8         | 3.3         | 0.9            | 0.5                                     |
|                   | 2024          | 10.7   | 26.5       | 28.4          | 24.3          | 7.0          | 2.4         | 0.5            | 0.2                                     |
| W.P. Labuan       | 2022          | 7.5  | 13.6       | 19.3          | 23.1          | 14.9         | 9.9         | 6.9            | 4.9                                     |
|                   | 2024          | 9.2  | 13.5       | 19.5          | 18.8          | 16.9         | 10.1        | 6.0            | 5.9                                     |
| W.P. Putrajaya    | 2022          | 11.5   | 13.8       | 16.4          | 22.0          | 20.5         | 10.7        | 3.5            | 1.6                                     |
|                   | 2024          | 9.5  | 16.2       | 15.8          | 21.6          | 21.5         | 10.3        | 3.9            | 1.3                                     |

**Jadual 2.2: Peratusan isi rumah mengikut kumpulan umur ketua isi rumah dan negeri, Malaysia, 2022 dan 2024**  
 Table 2.2: *Percentage of households by age groups of the head of household and state, Malaysia, 2022 and 2024*

| Negeri<br>State   | Tahun<br>Year | Umur (Tahun) / Age (Year) |       |       |       |                             |
|-------------------|---------------|---------------------------|-------|-------|-------|-----------------------------|
|                   |               | 15-24                     | 25-34 | 35-44 | 45-64 | 65 dan lebih<br>65 and over |
| Malaysia          | 2022          | 2.2                       | 18.0  | 26.6  | 41.3  | 11.9                        |
|                   | 2024          | 1.9                       | 16.8  | 26.8  | 40.8  | 13.7                        |
| Johor             | 2022          | 2.0                       | 17.4  | 27.3  | 41.9  | 11.4                        |
|                   | 2024          | 1.5                       | 16.8  | 26.6  | 42.6  | 12.5                        |
| Kedah             | 2022          | 3.1                       | 16.0  | 21.9  | 42.7  | 16.4                        |
|                   | 2024          | 2.2                       | 15.2  | 22.8  | 42.5  | 17.2                        |
| Kelantan          | 2022          | 2.8                       | 15.6  | 20.2  | 47.2  | 14.2                        |
|                   | 2024          | 2.5                       | 14.5  | 22.6  | 42.3  | 18.1                        |
| Melaka            | 2022          | 1.4                       | 16.5  | 21.5  | 44.0  | 16.6                        |
|                   | 2024          | 2.5                       | 16.2  | 23.8  | 40.5  | 16.9                        |
| Negeri Sembilan   | 2022          | 2.5                       | 17.2  | 23.6  | 38.7  | 18.0                        |
|                   | 2024          | 1.4                       | 14.2  | 23.4  | 40.7  | 20.3                        |
| Pahang            | 2022          | 2.1                       | 15.2  | 22.0  | 42.1  | 18.5                        |
|                   | 2024          | 1.4                       | 13.5  | 21.4  | 42.3  | 21.5                        |
| Pulau Pinang      | 2022          | 2.1                       | 14.4  | 23.3  | 43.9  | 16.3                        |
|                   | 2024          | 1.6                       | 15.6  | 23.1  | 42.0  | 17.6                        |
| Perak             | 2022          | 2.3                       | 13.6  | 20.9  | 20.9  | 21.2                        |
|                   | 2024          | 1.8                       | 12.5  | 19.7  | 40.8  | 25.2                        |
| Perlis            | 2022          | 2.1                       | 13.2  | 23.7  | 40.5  | 20.5                        |
|                   | 2024          | 2.2                       | 14.2  | 24.1  | 39.0  | 20.5                        |
| Selangor          | 2022          | 2.3                       | 22.6  | 31.6  | 37.3  | 6.2                         |
|                   | 2024          | 1.8                       | 19.4  | 31.4  | 40.1  | 7.3                         |
| Terengganu        | 2022          | 2.1                       | 17.6  | 25.9  | 44.9  | 9.4                         |
|                   | 2024          | 1.8                       | 19.1  | 28.0  | 42.0  | 9.1                         |
| Sabah             | 2022          | 2.6                       | 17.5  | 26.3  | 44.0  | 9.6                         |
|                   | 2024          | 3.0                       | 15.0  | 26.3  | 42.6  | 13.2                        |
| Sarawak           | 2022          | 2.4                       | 14.8  | 24.8  | 45.9  | 12.0                        |
|                   | 2024          | 1.7                       | 16.1  | 23.1  | 44.4  | 14.6                        |
| W.P. Kuala Lumpur | 2022          | 1.1                       | 23.2  | 35.9  | 34.7  | 5.1                         |
|                   | 2024          | 1.5                       | 23.2  | 39.6  | 29.6  | 6.2                         |
| W.P. Labuan       | 2022          | 2.7                       | 24.8  | 27.3  | 41.0  | 4.2                         |
|                   | 2024          | 1.3                       | 20.7  | 28.5  | 38.5  | 11.0                        |
| W.P. Putrajaya    | 2022          | 0.4                       | 16.2  | 50.9  | 30.2  | 2.4                         |
|                   | 2024          | 0.5                       | 12.8  | 52.8  | 31.1  | 2.7                         |

**Jadual 2.3: Peratusan isi rumah mengikut kelas perbelanjaan isi rumah bulanan, kumpulan etnik ketua isi rumah dan strata, Malaysia, 2024**

*Table 2.3: Percentage of households by monthly household consumption expenditure class, ethnic groups of the head of household and strata, Malaysia, 2024*

| Kelas perbelanjaan<br><i>Expenditure class</i>       | Jumlah / Total (%)     |  |              |                        |                         |              |                            |  |
|--|------------------------|--|--------------|------------------------|-------------------------|--------------|----------------------------|--|
|  | Jumlah<br><i>Total</i> | Warganegara Malaysia<br><i>Malaysia citizens</i> |              |                        |                         |              | Lain-lain<br><i>Others</i> | Bukan warganegara<br>Malaysia<br><i>Non-Malaysian citizens</i> |
|  |                        | Jumlah warganegara<br><i>Total citizens</i>      | Bumiputera   | Cina<br><i>Chinese</i> | India<br><i>Indians</i> |              |                            |  |
| <b>Jumlah Total</b>                                  | <b>100.0</b>           | <b>100.0</b>                                     | <b>100.0</b> | <b>100.0</b>           | <b>100.0</b>            | <b>100.0</b> | <b>100.0</b>               |  |
| <b>999 dan ke bawah</b><br><i>999 and below</i>      | 0.2                    | 0.1  | 0.1          | 0.0                    | 0.1                     | -            | 1.3                        |  |
| <b>1,000 - 1,999</b>                                 | 5.8                    | 4.6  | 5.6          | 2.6                    | 3.1                     | 11.5         | 24.9                       |  |
| <b>2,000 - 2,999</b>                                 | 14.4                   | 13.6   | 15.6         | 9.0                    | 11.4                    | 20.0         | 27.3                       |  |
| <b>3,000 - 3,999</b>                                 | 17.3                   | 17.5   | 19.8         | 11.9                   | 15.0                    | 21.4         | 13.9                       |  |
| <b>4,000 - 4,999</b>                                 | 16.1                   | 16.6   | 17.6         | 13.7                   | 16.5                    | 18.0         | 8.8                        |  |
| <b>5,000 - 5,999</b>                                 | 13.6                   | 14.0   | 14.3         | 13.2                   | 14.5                    | 9.9          | 7.9                        |  |
| <b>6,000 - 6,999</b>                                 | 10.1                   | 10.4   | 9.7          | 11.7                   | 12.4                    | 7.9          | 4.5                        |  |
| <b>7,000 - 7,999</b>                                 | 6.8                    | 7.0  | 5.9          | 9.8                    | 8.1                     | 4.2          | 2.9                        |  |
| <b>8,000 - 8,999</b>                                 | 4.9                    | 5.1  | 4.0          | 7.8                    | 5.7                     | 1.9          | 1.8                        |  |
| <b>9,000 - 9,999</b>                                 | 2.9                    | 3.0  | 2.3          | 4.9                    | 3.4                     | 0.7          | 1.0                        |  |
| <b>10,000 dan ke atas</b><br><i>10,000 and above</i> | 7.9                    | 8.1  | 5.1          | 15.4                   | 9.8                     | 4.5          | 5.7                        |  |

**Nota / Note :**

- : **Tiada/kosong/tiada kes**  
*Nil/blank/no case*

**Jadual 2.3: Peratusan isi rumah mengikut kelas perbelanjaan isi rumah bulanan, kumpulan etnik ketua isi rumah dan strata, Malaysia, 2024 (samb.)**

*Table 2.3: Percentage of households by monthly household consumption expenditure class, ethnic groups of the head of household and strata, Malaysia, 2024 (cont'd)*

| Kelas perbelanjaan<br><i>Expenditure class</i>        | Bandar / Urban         |  |              |                        |                         |              |                            | Bukan warganegara Malaysia<br><i>Non-Malaysian citizens</i> |
|---|------------------------|--|--------------|------------------------|-------------------------|--------------|----------------------------|---|
|   | Jumlah<br><i>Total</i> | Warganegara Malaysia<br><i>Malaysia citizens</i> |              |                        |                         |              | Lain-lain<br><i>Others</i> |   |
|   |                        | Jumlah warganegara<br><i>Total citizens</i>      | Bumiputera   | Cina<br><i>Chinese</i> | India<br><i>Indians</i> |              |                            |   |
| <b>Jumlah<br/><i>Total</i></b>                        | <b>100.0</b>           | <b>100.0</b>                                     | <b>100.0</b> | <b>100.0</b>           | <b>100.0</b>            | <b>100.0</b> | <b>100.0</b>               |   |
| <b>999 dan ke bawah<br/><i>999 and below</i></b>      | 0.0                    | 0.0  | 0.0          | 0.0                    | 0.1                     | -            | 0.4                        |   |
| <b>1,000 - 1,999</b>                                  | 3.2                    | 2.6  | 2.9          | 2.0                    | 2.8                     | 8.5          | 15.7                       |   |
| <b>2,000 - 2,999</b>                                  | 10.8                   | 10.2   | 11.1         | 8.2                    | 10.6                    | 16.9         | 22.6                       |   |
| <b>3,000 - 3,999</b>                                  | 15.3                   | 15.4   | 17.7         | 11.1                   | 14.2                    | 20.6         | 13.1                       |   |
| <b>4,000 - 4,999</b>                                  | 16.4                   | 16.6   | 18.1         | 13.5                   | 16.4                    | 14.4         | 12.3                       |   |
| <b>5,000 - 5,999</b>                                  | 15.1                   | 15.2   | 16.3         | 13.3                   | 14.7                    | 9.5          | 11.5                       |   |
| <b>6,000 - 6,999</b>                                  | 11.8                   | 12.0   | 11.8         | 12.1                   | 12.9                    | 12.6         | 6.8                        |   |
| <b>7,000 - 7,999</b>                                  | 8.1                    | 8.3  | 7.4          | 10.2                   | 8.3                     | 4.5          | 4.5                        |   |
| <b>8,000 - 8,999</b>                                  | 5.9                    | 6.1  | 5.0          | 8.2                    | 6.0                     | 3.5          | 2.7                        |   |
| <b>9,000 - 9,999</b>                                  | 3.6                    | 3.7  | 3.0          | 5.1                    | 3.6                     | 1.4          | 1.6                        |   |
| <b>10,000 dan ke atas<br/><i>10,000 and above</i></b> | 9.8                    | 9.9  | 6.7          | 16.3                   | 10.4                    | 8.1          | 8.8                        |   |

**Nota / Note :**

- : **Tiada/kosong/tiada kes**  
*Nil/blank/no case*

**Jadual 2.3: Peratusan isi rumah mengikut kelas perbelanjaan isi rumah bulanan, kumpulan etnik ketua isi rumah dan strata, Malaysia, 2024 (samb.)**

*Table 2.3: Percentage of households by monthly household consumption expenditure class, ethnic groups of the head of household and strata, Malaysia, 2024 (cont'd)*

| Kelas perbelanjaan<br><i>Expenditure class</i>        | Luar Bandar / Rural    |  |              |                        |                         |              |                            | (%)   |
|---|------------------------|--|--------------|------------------------|-------------------------|--------------|----------------------------|---|
|   | Jumlah<br><i>Total</i> | Warganegara Malaysia<br><i>Malaysia citizens</i> |              |                        |                         |              | Lain-lain<br><i>Others</i> | Bukan<br>warganegara<br>Malaysia<br><i>Non-Malaysian<br/>citizens</i> |
|   |                        | Jumlah<br>warganegara<br><i>Total citizens</i>   | Bumiputera   | Cina<br><i>Chinese</i> | India<br><i>Indians</i> |              |                            |   |
| <b>Jumlah<br/><i>Total</i></b>                        | <b>100.0</b>           | <b>100.0</b>                                     | <b>100.0</b> | <b>100.0</b>           | <b>100.0</b>            | <b>100.0</b> | <b>100.0</b>               | <b>100.0</b>  |
| <b>999 dan ke bawah<br/><i>999 and below</i></b>      | 0.6                    | 0.3  | 0.4          | 0.0                    | 0.2                     | 0.0          | 3.0                        |   |
| <b>1,000 - 1,999</b>                                  | 14.3                   | 11.7   | 12.0         | 10.1                   | 7.3                     | 15.0         | 41.9                       |   |
| <b>2,000 - 2,999</b>                                  | 26.6                   | 25.7   | 26.3         | 19.2                   | 23.7                    | 23.9         | 36.1                       |   |
| <b>3,000 - 3,999</b>                                  | 23.9                   | 24.7   | 24.9         | 22.1                   | 27.8                    | 22.3         | 15.3                       |   |
| <b>4,000 - 4,999</b>                                  | 15.3                   | 16.5   | 16.4         | 16.8                   | 19.2                    | 22.5         | 2.3                        |   |
| <b>5,000 - 5,999</b>                                  | 8.9                    | 9.6  | 9.5          | 10.5                   | 11.6                    | 10.4         | 1.2                        |   |
| <b>6,000 - 6,999</b>                                  | 4.4                    | 4.8  | 4.7          | 6.2                    | 3.6                     | 2.2          | 0.2                        |   |
| <b>7,000 - 7,999</b>                                  | 2.4                    | 2.6  | 2.3          | 5.3                    | 3.9                     | 3.7          | 0.0                        |   |
| <b>8,000 - 8,999</b>                                  | 1.4                    | 1.6  | 1.4          | 3.5                    | 1.4                     | -            | 0.0                        |   |
| <b>9,000 - 9,999</b>                                  | 0.8                    | 0.9  | 0.7          | 2.4                    | 0.3                     | -            | -                          |   |
| <b>10,000 dan ke atas<br/><i>10,000 and above</i></b> | 1.4                    | 1.6  | 1.4          | 3.9                    | 1.0                     | -            | 0.0                        |   |

**Nota / Note :**

- : Tiada/kosong/tiada kes  
*Nil/blank/no case*

**Jadual 2.4: Peratusan isi rumah mengikut kelas pendapatan isi rumah bulanan, kumpulan etnik ketua isi rumah dan strata, Malaysia, 2024**

*Table 2.4: Percentage of households by monthly household income class, ethnic groups of the head of household and strata, Malaysia, 2024*

| Kelas pendapatan<br>Income class               | Jumlah / Total (%) |   |              |                 |                  |                     |   |
|--|--------------------|---|--------------|-----------------|------------------|---------------------|---|
|  | Jumlah<br>Total    | Warganegara Malaysia<br>Malaysia citizens |              |                 |                  |                     | Bukan<br>warganegara<br>Malaysia<br>Non-Malaysian<br>citizens |
|  |                    | Jumlah<br>warganegara<br>Total citizens   | Bumiputera   | Cina<br>Chinese | India<br>Indians | Lain-lain<br>Others |   |
| <b>Jumlah<br/>Total</b>                        | <b>100.0</b>       | <b>100.0</b>                              | <b>100.0</b> | <b>100.0</b>    | <b>100.0</b>     | <b>100.0</b>        | <b>100.0</b>  |
| <b>1,999 dan ke bawah<br/>1,999 and below</b>  | 3.4                | 3.0                                       | 3.3          | 2.3             | 1.9              | 7.1                 | 11.0  |
| <b>2,000 - 2,999</b>                           | 9.1                | 8.2                                       | 8.9          | 6.7             | 7.5              | 8.6                 | 23.7  |
| <b>3,000 - 3,999</b>                           | 10.8               | 10.6                                      | 11.8         | 7.9             | 8.6              | 22.8                | 14.0  |
| <b>4,000 - 4,999</b>                           | 9.6                | 9.7                                       | 10.7         | 7.4             | 8.7              | 11.5                | 8.0   |
| <b>5,000 - 5,999</b>                           | 9.7                | 9.8                                       | 10.8         | 7.3             | 8.6              | 12.9                | 8.3   |
| <b>6,000 - 6,999</b>                           | 8.5                | 8.5                                       | 9.0          | 7.2             | 8.7              | 8.8                 | 8.0   |
| <b>7,000 - 7,999</b>                           | 6.3                | 6.6                                       | 6.8          | 6.0             | 6.6              | 4.8                 | 2.6   |
| <b>8,000 - 8,999</b>                           | 6.3                | 6.4                                       | 6.5          | 5.9             | 7.4              | 4.9                 | 3.8   |
| <b>9,000 - 9,999</b>                           | 5.7                | 5.8                                       | 5.8          | 5.7             | 5.7              | 4.6                 | 4.0   |
| <b>10,000 - 14,999</b>                         | 18.0               | 18.5                                      | 17.0         | 21.6            | 22.2             | 7.0                 | 9.0   |
| <b>15,000 dan ke atas<br/>15,000 and above</b> | 12.6               | 12.9                                      | 9.4          | 22.0            | 14.1             | 7.0                 | 7.6   |

**Jadual 2.4: Peratusan isi rumah mengikut kelas pendapatan isi rumah bulanan, kumpulan etnik ketua isi rumah dan strata, Malaysia, 2024 (samb.)**

*Table 2.4: Percentage of households by monthly household income class, ethnic groups of the head of household and strata, Malaysia, 2024 (cont'd)*

| Kelas pendapatan<br>Income class               | Bandar / Urban  |   |              |                 |                  |              |                     | Bukan warganegara<br>Malaysia<br>Non-Malaysian citizens |
|--|-----------------|---|--------------|-----------------|------------------|--------------|---------------------|---|
|  | Jumlah<br>Total | Warganegara Malaysia<br>Malaysia citizens |              |                 |                  |              | Lain-lain<br>Others |   |
|  |                 | Jumlah warganegara<br>Total citizens      | Bumiputera   | Cina<br>Chinese | India<br>Indians |              |                     |   |
| <b>Jumlah<br/>Total</b>                        | <b>100.0</b>    | <b>100.0</b>                              | <b>100.0</b> | <b>100.0</b>    | <b>100.0</b>     | <b>100.0</b> | <b>100.0</b>        |   |
| <b>1,999 dan ke bawah<br/>1,999 and below</b>  | 1.9             | 1.6                                       | 1.5          | 1.8             | 1.7              | 4.3          | 7.2                 |   |
| <b>2,000 - 2,999</b>                           | 6.5             | 6.0                                       | 5.9          | 6.0             | 7.0              | 6.5          | 17.2                |   |
| <b>3,000 - 3,999</b>                           | 8.6             | 8.5                                       | 9.1          | 7.4             | 8.0              | 15.4         | 10.7                |   |
| <b>4,000 - 4,999</b>                           | 8.5             | 8.5                                       | 9.3          | 7.1             | 8.3              | 9.9          | 8.4                 |   |
| <b>5,000 - 5,999</b>                           | 9.1             | 9.1                                       | 10.2         | 7.1             | 8.4              | 9.0          | 9.8                 |   |
| <b>6,000 - 6,999</b>                           | 8.5             | 8.5                                       | 9.2          | 7.1             | 8.7              | 10.5         | 7.4                 |   |
| <b>7,000 - 7,999</b>                           | 6.7             | 6.8                                       | 7.2          | 6.0             | 6.5              | 6.8          | 3.5                 |   |
| <b>8,000 - 8,999</b>                           | 7.0             | 7.1                                       | 7.6          | 6.0             | 7.4              | 8.4          | 5.2                 |   |
| <b>9,000 - 9,999</b>                           | 6.4             | 6.5                                       | 6.8          | 5.8             | 6.0              | 7.2          | 5.8                 |   |
| <b>10,000 - 14,999</b>                         | 21.3            | 21.7                                      | 21.1         | 22.5            | 23.2             | 9.5          | 13.1                |   |
| <b>15,000 dan ke atas<br/>15,000 and above</b> | 15.5            | 15.7                                      | 12.1         | 23.2            | 14.8             | 12.5         | 11.7                |   |

**Jadual 2.4: Peratusan isi rumah mengikut kelas pendapatan isi rumah bulanan, kumpulan etnik ketua isi rumah dan strata, Malaysia, 2024 (samb.)**

*Table 2.4: Percentage of households by monthly household income class, ethnic groups of the head of household and strata, Malaysia, 2024 (cont'd)*

| Kelas pendapatan<br><i>Income class</i>               | Luar Bandar / Rural    |  |              |                        |                         |                            |   | (%) |
|---|------------------------|--|--------------|------------------------|-------------------------|----------------------------|---|-----|
|   | Jumlah<br><i>Total</i> | Warganegara Malaysia<br><i>Malaysia citizens</i> |              |                        |                         |                            | Bukan<br>warganegara<br>Malaysia<br><i>Non-Malaysian<br/>citizens</i> |     |
|   |                        | Jumlah<br>warganegara<br><i>Total citizens</i>   | Bumiputera   | Cina<br><i>Chinese</i> | India<br><i>Indians</i> | Lain-lain<br><i>Others</i> |   |     |
| <b>Jumlah<br/><i>Total</i></b>                        | <b>100.0</b>           | <b>100.0</b>                                     | <b>100.0</b> | <b>100.0</b>           | <b>100.0</b>            | <b>100.0</b>               | <b>100.0</b>  |     |
| <b>1,999 dan ke bawah<br/><i>1,999 and below</i></b>  | 8.5                    | 7.7  | 7.7          | 8.1                    | 3.6                     | 10.6                       | 18.1  |     |
| <b>2,000 - 2,999</b>                                  | 17.7                   | 16.0   | 16.0         | 16.4                   | 15.7                    | 11.2                       | 35.6  |     |
| <b>3,000 - 3,999</b>                                  | 18.2                   | 18.0   | 18.2         | 14.5                   | 16.8                    | 31.9                       | 20.1  |     |
| <b>4,000 - 4,999</b>                                  | 13.2                   | 13.7   | 13.8         | 12.1                   | 16.0                    | 13.4                       | 7.2   |     |
| <b>5,000 - 5,999</b>                                  | 11.5                   | 12.1   | 12.2         | 10.6                   | 12.1                    | 17.6                       | 5.5   |     |
| <b>6,000 - 6,999</b>                                  | 8.6                    | 8.5  | 8.6          | 7.6                    | 9.1                     | 6.7                        | 9.2   |     |
| <b>7,000 - 7,999</b>                                  | 5.4                    | 5.8  | 5.8          | 5.8                    | 7.5                     | 2.4                        | 1.1   |     |
| <b>8,000 - 8,999</b>                                  | 3.8                    | 4.1  | 4.0          | 5.0                    | 6.5                     | 0.6                        | 1.3   |     |
| <b>9,000 - 9,999</b>                                  | 3.1                    | 3.4  | 3.4          | 3.7                    | 1.3                     | 1.3                        | 0.5   |     |
| <b>10,000 - 14,999</b>                                | 7.1                    | 7.6  | 7.4          | 10.2                   | 7.9                     | 4.0                        | 1.3   |     |
| <b>15,000 dan ke atas<br/><i>15,000 and above</i></b> | 2.9                    | 3.1  | 2.9          | 6.0                    | 3.5                     | 0.3                        | 0.1   |     |

**Jadual 2.5: Perbelanjaan penggunaan isi rumah bulanan penengah, purata dan kadar pertumbuhan tahunan dikompaun mengikut kumpulan etnik ketua isi rumah dan strata, Malaysia, 2022 dan 2024**

Table 2.5: Median, mean and compounded annual growth rate of monthly household consumption expenditure by ethnic groups of the head of household and strata, Malaysia, 2022 and 2024

|   | Penengah<br><i>Median</i> |              |   | Purata<br><i>Mean</i> |              |   |
|---|---------------------------|--------------|---|-----------------------|--------------|---|
|   | (RM)                      |              | Kadar pertumbuhan tahunan dikompaun<br><i>Compounded annual growth rate (%)</i> | (RM)                  |              | Kadar pertumbuhan tahunan dikompaun<br><i>Compounded annual growth rate (%)</i> |
|   | 2022                      | 2024         | 2022 – 2024   | 2022                  | 2024         | 2022 – 2024   |
| <b>Jumlah</b><br><i>Total</i>   | <b>4,282</b>              | <b>4,758</b> | <b>5.3</b>  | <b>5,150</b>          | <b>5,566</b> | <b>3.9</b>  |
| <b>Jumlah warganegara Malaysia</b><br><i>Total Malaysian citizens</i> | 4,368                     | 4,841        | 5.1   | 5,231                 | 5,650        | 3.9   |
| <b>Bumiputera</b>   | 4,044                     | 4,474        | 5.1   | 4,773                 | 5,118        | 3.5   |
| <b>Cina</b><br><i>Chinese</i>   | 5,380                     | 5,977        | 5.3   | 6,350                 | 6,983        | 4.8   |
| <b>India</b><br><i>Indians</i>  | 4,638                     | 5,249        | 6.2   | 5,546                 | 6,028        | 4.2   |
| <b>Lain-lain</b><br><i>Others</i>                                     | 3,630                     | 3,860        | 3.1   | 4,161                 | 4,353        | 2.3   |
| <b>Bukan warganegara Malaysia</b><br><i>Non-Malaysian citizens</i>    | 2,552                     | 2,865        | 5.8   | 3,800                 | 4,132        | 4.2   |
| <b>Bandar</b><br><i>Urban</i>   | <b>4,759</b>              | <b>5,286</b> | <b>5.3</b>  | <b>5,675</b>          | <b>6,103</b> | <b>3.6</b>  |
| <b>Jumlah warganegara Malaysia</b><br><i>Total Malaysian citizens</i> | 4,816                     | 5,336        | 5.1   | 5,711                 | 6,151        | 3.7   |
| <b>Bumiputera</b>   | 4,539                     | 5,012        | 5.0   | 5,316                 | 5,656        | 3.1   |
| <b>Cina</b><br><i>Chinese</i>   | 5,529                     | 6,142        | 5.3   | 6,511                 | 7,169        | 4.8   |
| <b>India</b><br><i>Indians</i>  | 4,762                     | 5,395        | 6.2   | 5,673                 | 6,161        | 4.1   |
| <b>Lain-lain</b><br><i>Others</i>                                     | 3,943                     | 4,159        | 2.7   | 4,718                 | 4,958        | 2.5   |
| <b>Bukan warganegara Malaysia</b><br><i>Non-Malaysian citizens</i>    | 3,478                     | 3,935        | 6.2   | 4,905                 | 5,139        | 2.3   |
| <b>Luar Bandar</b><br><i>Rural</i>                                    | <b>2,976</b>              | <b>3,319</b> | <b>5.4</b>  | <b>3,322</b>          | <b>3,750</b> | <b>4.8</b>  |
| <b>Jumlah warganegara Malaysia</b><br><i>Total Malaysian citizens</i> | 3,121                     | 3,448        | 5.0   | 3,546                 | 3,889        | 4.6   |
| <b>Bumiputera</b>   | 3,089                     | 3,409        | 4.9   | 3,491                 | 3,832        | 4.7   |
| <b>Cina</b><br><i>Chinese</i>   | 3,605                     | 3,940        | 4.4   | 4,178                 | 4,528        | 4.0   |
| <b>India</b><br><i>Indians</i>  | 3,278                     | 3,492        | 3.2   | 3,572                 | 3,967        | 5.2   |
| <b>Lain-lain</b><br><i>Others</i>                                     | 3,142                     | 3,427        | 4.3   | 3,379                 | 3,606        | 3.3   |
| <b>Bukan warganegara Malaysia</b><br><i>Non-Malaysian citizens</i>    | 1,935                     | 2,123        | 4.6   | 2,146                 | 2,265        | 2.7   |

**Jadual 2.6: Perbelanjaan penggunaan isi rumah bulanan purata mengikut pekerjaan dan kumpulan etnik ketua isi rumah dan strata, Malaysia, 2024**

*Table 2.6: Mean monthly household consumption expenditure by occupation and ethnic groups of the head of household and strata, Malaysia, 2024*

| Pekerjaan<br>Occupation   | Jumlah / Total (RM) |   |              |                 |                  |                     |   |
|---|---------------------|---|--------------|-----------------|------------------|---------------------|---|
|   | Jumlah<br>Total     | Warganegara Malaysia<br>Malaysia citizens |              |                 |                  |                     | Bukan<br>warganegara<br>Malaysia<br>Non-Malaysian<br>citizens |
|   |                     | Jumlah<br>warganegara<br>Total citizens   | Bumiputera   | Cina<br>Chinese | India<br>Indians | Lain-lain<br>Others |   |
| <b>Jumlah<br/>Total</b>   | <b>5,566</b>        | <b>5,650</b>                              | <b>5,118</b> | <b>6,983</b>    | <b>6,028</b>     | <b>4,353</b>        | <b>4,132</b>  |
| <b>Pengurus<br/>Managers</b>  | 9,651               | 9,588                                     | 8,496        | 10,656          | 9,775            | 7,075               | 11,536  |
| <b>Profesional<br/>Professionals</b>  | 7,801               | 7,721                                     | 7,200        | 8,616           | 8,041            | 7,273               | 11,039  |
| <b>Juruteknik dan<br/>Profesional Bersekutu<br/>Technician and Associate<br/>Professionals</b>                              | 6,176               | 6,191                                     | 5,751        | 7,267           | 6,535            | 6,218               | 5,338   |
| <b>Pekerja Sokongan<br/>Perkeranian<br/>Clerical Support Workers</b>  | 5,230               | 5,237                                     | 5,080        | 5,714           | 5,455            | 5,244               | 4,591   |
| <b>Pekerja Perkhidmatan<br/>dan Jualan<br/>Service and Sales Workers</b>  | 4,714               | 4,789                                     | 4,527        | 5,676           | 5,031            | 3,868               | 3,690   |
| <b>Pekerja Mahir Pertanian,<br/>Perhutanan dan<br/>Perikanan<br/>Skilled Agricultural, Forestry<br/>and Fishery Workers</b> | 3,838               | 3,902                                     | 3,733        | 5,067           | 4,925            | 3,528               | 2,471   |
| <b>Pekerja Kemahiran dan<br/>Pekerja Pertukangan yang<br/>berkaitan<br/>Craft and Related Trades<br/>Workers</b>            | 4,735               | 4,833                                     | 4,381        | 5,873           | 4,815            | 4,320               | 3,482   |
| <b>Operator Mesin dan Loji<br/>dan Pemasang<br/>Plant and Machine-<br/>Operators and Assemblers</b>                         | 4,893               | 4,973                                     | 4,739        | 5,724           | 5,458            | 3,862               | 3,370   |
| <b>Pekerja Asas<br/>Elementary Workers</b>  | 3,566               | 3,839                                     | 3,680        | 4,853           | 4,374            | 3,098               | 2,646   |
| <b>Pekerjaan yang tidak<br/>dikelaskan di mana-mana<br/>Occupations not elsewhere<br/>classified</b>                        | 4,098               | 4,107                                     | 4,041        | 4,273           | 3,962            | 3,528               | 3,781   |

Nota / Note :

Klasifikasi pekerjaan berdasarkan Piawaian Pengelasan Pekerjaan Malaysia (MASCO) 2020  
Occupation classification is based on Malaysia Standard Classification of Occupations (MASCO) 2020

**Jadual 2.6: Perbelanjaan penggunaan isi rumah bulanan purata mengikut pekerjaan dan kumpulan etnik ketua isi rumah dan strata, Malaysia, 2024 (samb.)**

*Table 2.6: Mean monthly household consumption expenditure by occupation and ethnic groups of the head of household and strata, Malaysia, 2024 (cont'd)*

| Pekerjaan<br><i>Occupation</i>   | Bandar / Urban         |  |              |                        |                         |              |                            | (RM)  |
|--|------------------------|--|--------------|------------------------|-------------------------|--------------|----------------------------|---|
|  | Jumlah<br><i>Total</i> | Warganegara Malaysia<br><i>Malaysia citizens</i> |              |                        |                         |              | Lain-lain<br><i>Others</i> | Bukan<br>warganegara<br>Malaysia<br><i>Non-Malaysian<br/>citizens</i> |
|  |                        | Jumlah<br>warganegara<br><i>Total citizens</i>   | Bumiputera   | Cina<br><i>Chinese</i> | India<br><i>Indians</i> |              |                            |   |
| <b>Jumlah<br/><i>Total</i></b>   | <b>6,103</b>           | <b>6,151</b>                                     | <b>5,656</b> | <b>7,169</b>           | <b>6,161</b>            | <b>4,958</b> | <b>5,139</b>               |   |
| <b>Pengurus<br/><i>Managers</i></b>  | 10,004                 | 9,942  | 9,004        | 10,780                 | 9,893                   | 7,302        | 11,742                     |   |
| <b>Profesional<br/><i>Professionals</i></b>  | 7,955                  | 7,870  | 7,369        | 8,647                  | 8,088                   | 7,297        | 11,112                     |   |
| <b>Juruteknik dan<br/>Profesional Bersekutu<br/><i>Technician and Associate<br/>Professionals</i></b>                              | 6,320                  | 6,335  | 5,891        | 7,331                  | 6,625                   | 7,229        | 5,523                      |   |
| <b>Pekerja Sokongan<br/>Perkeranian<br/><i>Clerical Support Workers</i></b>  | 5,416                  | 5,417  | 5,287        | 5,770                  | 5,501                   | 5,849        | 5,301                      |   |
| <b>Pekerja Perkhidmatan<br/>dan Jualan<br/><i>Service and Sales Workers</i></b>  | 4,969                  | 5,033  | 4,783        | 5,761                  | 5,091                   | 3,366        | 4,039                      |   |
| <b>Pekerja Mahir Pertanian,<br/>Perhutanan dan<br/>Perikanan<br/><i>Skilled Agricultural, Forestry<br/>and Fishery Workers</i></b> | 4,327                  | 4,408  | 4,024        | 5,336                  | 5,296                   | 4,197        | 2,785                      |   |
| <b>Pekerja Kemahiran dan<br/>Pekerja Pertukangan yang<br/>berkaitan<br/><i>Craft and Related Trades<br/>Workers</i></b>            | 5,032                  | 5,128  | 4,660        | 5,957                  | 4,892                   | 4,884        | 3,772                      |   |
| <b>Operator Mesin dan Loji<br/>dan Pemasang<br/><i>Plant and Machine-<br/>Operators and Assemblers</i></b>                         | 5,143                  | 5,219  | 4,999        | 5,817                  | 5,570                   | 4,034        | 3,648                      |   |
| <b>Pekerja Asas<br/><i>Elementary Workers</i></b>  | 4,101                  | 4,306  | 4,121        | 5,142                  | 4,536                   | 2,814        | 3,287                      |   |
| <b>Pekerjaan yang tidak<br/>dikelaskan di mana-mana<br/><i>Occupation not elsewhere<br/>classified</i></b>                         | 4,483                  | 4,477  | 4,594        | 4,429                  | 4,056                   | 4,036        | 4,725                      |   |

Nota / Note :

Klasifikasi pekerjaan berdasarkan Piawaian Pengelasan Pekerjaan Malaysia (MASCO) 2020  
Occupation classification is based on Malaysia Standard Classification of Occupations (MASCO) 2020

**Jadual 2.6: Perbelanjaan penggunaan isi rumah bulanan purata mengikut pekerjaan dan kumpulan etnik ketua isi rumah dan strata, Malaysia, 2024 (samb.)**

*Table 2.6: Mean monthly household consumption expenditure by occupation and ethnic groups of the head of household and strata, Malaysia, 2024 (cont'd)*

| Pekerjaan<br>Occupation   | Luar Bandar / Rural |   |              |                 |                  |                     |   | (RM) |
|---|---------------------|---|--------------|-----------------|------------------|---------------------|---|------|
|   | Jumlah<br>Total     | Warganegara Malaysia<br>Malaysia citizens |              |                 |                  |                     | Bukan<br>warganegara<br>Malaysia<br>Non-Malaysian<br>citizens |      |
|   |                     | Jumlah<br>warganegara<br>Total citizens   | Bumiputera   | Cina<br>Chinese | India<br>Indians | Lain-lain<br>Others |   |      |
| <b>Jumlah<br/>Total</b>   | <b>3,750</b>        | <b>3,889</b>                              | <b>3,832</b> | <b>4,528</b>    | <b>3,967</b>     | <b>3,606</b>        | <b>2,265</b>  |      |
| <b>Pengurus<br/>Managers</b>  | 6,055               | 6,072                                     | 5,819        | 7,279           | 5,730            | 3,174               | 4,514   |      |
| <b>Profesional<br/>Professionals</b>  | 6,045               | 6,054                                     | 6,028        | 6,420           | 6,144            | 7,088               | 2,311   |      |
| <b>Juruteknik dan<br/>Profesional Bersekutu<br/>Technician and Associate<br/>Professionals</b>                              | 4,772               | 4,797                                     | 4,736        | 5,512           | 4,506            | 2,360               | 2,864   |      |
| <b>Pekerja Sokongan<br/>Perkeranian<br/>Clerical Support Workers</b>  | 4,195               | 4,232                                     | 4,202        | 4,685           | 3,963            | 4,017               | 2,274   |      |
| <b>Pekerja Perkhidmatan<br/>dan Jualan<br/>Service and Sales Workers</b>  | 3,773               | 3,872                                     | 3,800        | 4,673           | 3,978            | 4,377               | 2,613   |      |
| <b>Pekerja Mahir Pertanian,<br/>Perhutanan dan<br/>Perikanan<br/>Skilled Agricultural, Forestry<br/>and Fishery Workers</b> | 3,700               | 3,760                                     | 3,670        | 4,810           | 4,443            | 3,407               | 2,368   |      |
| <b>Pekerja Kemahiran dan<br/>Pekerja Pertukangan yang<br/>berkaitan<br/>Craft and Related Trades<br/>Workers</b>            | 3,815               | 3,912                                     | 3,788        | 4,978           | 3,826            | 3,809               | 2,676   |      |
| <b>Operator Mesin dan Loji<br/>dan Pemasang<br/>Plant and Machine-<br/>Operators and Assemblers</b>                         | 3,908               | 3,996                                     | 3,960        | 4,653           | 4,009            | 3,576               | 2,399   |      |
| <b>Pekerja Asas<br/>Elementary Workers</b>  | 2,940               | 3,248                                     | 3,237        | 3,497           | 3,242            | 3,499               | 2,068   |      |
| <b>Pekerjaan yang tidak<br/>dikelaskan di mana-mana<br/>Occupation not elsewhere<br/>classified</b>                         | 2,879               | 2,904                                     | 2,948        | 2,649           | 2,719            | 1,944               | 2,353   |      |

Nota / Note:

Klasifikasi pekerjaan berdasarkan Piawaian Pengelasan Pekerjaan Malaysia (MASCO) 2020  
Occupation classification is based on Malaysia Standard Classification of Occupations (MASCO) 2020

**Jadual 2.7: Perbelanjaan penggunaan isi rumah bulanan purata mengikut kelas perbelanjaan isi rumah bulanan, kumpulan etnik ketua isi rumah dan strata, Malaysia, 2024**

*Table 2.7: Mean monthly household consumption expenditure by monthly household expenditure class, ethnic groups of the head of household and strata, Malaysia, 2024*

| Kelas perbelanjaan<br><i>Expenditure class</i>        | Jumlah / Total         |  |              |                        |                         |              |                            | (RM)  |
|---|------------------------|--|--------------|------------------------|-------------------------|--------------|----------------------------|---|
|   | Jumlah<br><i>Total</i> | Warganegara Malaysia<br><i>Malaysia citizens</i> |              |                        |                         |              | Lain-lain<br><i>Others</i> | Bukan<br>warganegara<br>Malaysia<br><i>Non-Malaysian<br/>citizens</i> |
|   |                        | Jumlah<br>warganegara<br><i>Total citizens</i>   | Bumiputera   | Cina<br><i>Chinese</i> | India<br><i>Indians</i> |              |                            |   |
| <b>Jumlah<br/><i>Total</i></b>                        | <b>5,566</b>           | <b>5,650</b>                                     | <b>5,118</b> | <b>6,983</b>           | <b>6,028</b>            | <b>4,353</b> | <b>4,132</b>               |   |
| <b>999 dan ke bawah<br/><i>999 and below</i></b>      | 871                    | 868  | 866          | 929                    | 878                     | -            | 876                        |   |
| <b>1,000 - 1,999</b>                                  | 1,635                  | 1,656  | 1,651        | 1,670                  | 1,696                   | 1,632        | 1,566                      |   |
| <b>2,000 - 2,999</b>                                  | 2,536                  | 2,544  | 2,542        | 2,549                  | 2,542                   | 2,563        | 2,469                      |   |
| <b>3,000 - 3,999</b>                                  | 3,497                  | 3,498  | 3,495        | 3,515                  | 3,493                   | 3,558        | 3,482                      |   |
| <b>4,000 - 4,999</b>                                  | 4,486                  | 4,486  | 4,479        | 4,502                  | 4,507                   | 4,427        | 4,498                      |   |
| <b>5,000 - 5,999</b>                                  | 5,488                  | 5,488  | 5,482        | 5,507                  | 5,480                   | 5,394        | 5,495                      |   |
| <b>6,000 - 6,999</b>                                  | 6,478                  | 6,479  | 6,474        | 6,490                  | 6,478                   | 6,458        | 6,455                      |   |
| <b>7,000 - 7,999</b>                                  | 7,460                  | 7,457  | 7,453        | 7,457                  | 7,480                   | 7,515        | 7,591                      |   |
| <b>8,000 - 8,999</b>                                  | 8,454                  | 8,452  | 8,448        | 8,463                  | 8,433                   | 8,502        | 8,533                      |   |
| <b>9,000 - 9,999</b>                                  | 9,469                  | 9,468  | 9,460        | 9,475                  | 9,482                   | 9,309        | 9,534                      |   |
| <b>10,000 dan ke atas<br/><i>10,000 and above</i></b> | 14,842                 | 14,746   | 14,433       | 15,123                 | 14,345                  | 11,196       | 17,110                     |   |

**Nota / Note :**

- : Tiada/kosong/tiada kes  
*Nil/blank/no case*

**Jadual 2.7: Perbelanjaan penggunaan isi rumah bulanan purata mengikut kelas perbelanjaan isi rumah bulanan, kumpulan etnik ketua isi rumah dan strata, Malaysia, 2024 (samb.)**

*Table 2.7: Mean monthly household consumption expenditure by monthly household expenditure class, ethnic groups of the head of household and strata, Malaysia, 2024 (cont'd)*

| Kelas perbelanjaan<br><i>Expenditure class</i>        | Bandar / Urban         |  |              |                        |                         |                            |   | (RM) |
|---|------------------------|--|--------------|------------------------|-------------------------|----------------------------|---|------|
|   | Jumlah<br><i>Total</i> | Warganegara Malaysia<br><i>Malaysia citizens</i> |              |                        |                         |                            | Bukan<br>warganegara<br>Malaysia<br><i>Non-Malaysian<br/>citizens</i> |      |
|   |                        | Jumlah<br>warganegara<br><i>Total citizens</i>   | Bumiputera   | Cina<br><i>Chinese</i> | India<br><i>Indians</i> | Lain-lain<br><i>Others</i> |   |      |
| <b>Jumlah<br/><i>Total</i></b>                        | <b>6,103</b>           | <b>6,151</b>                                     | <b>5,656</b> | <b>7,169</b>           | <b>6,161</b>            | <b>4,958</b>               | <b>5,139</b>  |      |
| <b>999 dan ke bawah<br/><i>999 and below</i></b>      | 880                    | 851  | 826          | 939                    | 909                     | -                          | 919   |      |
| <b>1,000 - 1,999</b>                                  | 1,657                  | 1,679  | 1,672        | 1,692                  | 1,701                   | 1,601                      | 1,580   |      |
| <b>2,000 - 2,999</b>                                  | 2,552                  | 2,560  | 2,565        | 2,557                  | 2,535                   | 2,476                      | 2,481   |      |
| <b>3,000 - 3,999</b>                                  | 3,513                  | 3,512  | 3,511        | 3,519                  | 3,500                   | 3,657                      | 3,545   |      |
| <b>4,000 - 4,999</b>                                  | 4,495                  | 4,495  | 4,489        | 4,504                  | 4,513                   | 4,484                      | 4,499   |      |
| <b>5,000 - 5,999</b>                                  | 5,493                  | 5,493  | 5,488        | 5,507                  | 5,484                   | 5,427                      | 5,502   |      |
| <b>6,000 - 6,999</b>                                  | 6,480                  | 6,481  | 6,476        | 6,491                  | 6,478                   | 6,466                      | 6,454   |      |
| <b>7,000 - 7,999</b>                                  | 7,462                  | 7,459  | 7,456        | 7,456                  | 7,485                   | 7,559                      | 7,592   |      |
| <b>8,000 - 8,999</b>                                  | 8,453                  | 8,451  | 8,444        | 8,464                  | 8,434                   | 8,502                      | 8,533   |      |
| <b>9,000 - 9,999</b>                                  | 9,469                  | 9,468  | 9,459        | 9,475                  | 9,480                   | 9,309                      | 9,534   |      |
| <b>10,000 dan ke atas<br/><i>10,000 and above</i></b> | 14,909                 | 14,812   | 14,501       | 15,183                 | 14,347                  | 11,196                     | 17,115  |      |

**Nota / Note :**

- : Tiada/kosong/tiada kes  
*Nil/blank/no case*

**Jadual 2.7: Perbelanjaan penggunaan isi rumah bulanan purata mengikut kelas perbelanjaan isi rumah bulanan, kumpulan etnik ketua isi rumah dan strata, Malaysia, 2024 (samb.)**

*Table 2.7: Mean monthly household consumption expenditure by monthly household expenditure class, ethnic groups of the head of household and strata, Malaysia, 2024 (cont'd)*

| Kelas perbelanjaan<br><i>Expenditure class</i>        | Luar Bandar / Rural    |  |              |                        |                         |                            | (RM)  |
|---|------------------------|--|--------------|------------------------|-------------------------|----------------------------|---|
|   | Jumlah<br><i>Total</i> | Warganegara Malaysia<br><i>Malaysia citizens</i> |              |                        |                         |                            | Bukan<br>warganegara<br>Malaysia<br><i>Non-Malaysian<br/>citizens</i> |
|   |                        | Jumlah<br>warganegara<br><i>Total citizens</i>   | Bumiputera   | Cina<br><i>Chinese</i> | India<br><i>Indians</i> | Lain-lain<br><i>Others</i> |   |
| <b>Jumlah<br/><i>Total</i></b>                        | <b>3,750</b>           | <b>3,889</b>                                     | <b>3,832</b> | <b>4,528</b>           | <b>3,967</b>            | <b>3,606</b>               | <b>2,265</b>  |
| <b>999 dan ke bawah<br/><i>999 and below</i></b>      | 869                    | 872  | 873          | 915                    | 738                     | -                          | 866   |
| <b>1,000 - 1,999</b>                                  | 1,618                  | 1,638  | 1,639        | 1,614                  | 1,663                   | 1,654                      | 1,556   |
| <b>2,000 - 2,999</b>                                  | 2,513                  | 2,521  | 2,520        | 2,504                  | 2,590                   | 2,639                      | 2,455   |
| <b>3,000 - 3,999</b>                                  | 3,464                  | 3,468  | 3,468        | 3,491                  | 3,435                   | 3,446                      | 3,383   |
| <b>4,000 - 4,999</b>                                  | 4,455                  | 4,455  | 4,453        | 4,487                  | 4,417                   | 4,381                      | 4,486   |
| <b>5,000 - 5,999</b>                                  | 5,458                  | 5,459  | 5,457        | 5,507                  | 5,390                   | 5,357                      | 5,365   |
| <b>6,000 - 6,999</b>                                  | 6,463                  | 6,463  | 6,461        | 6,481                  | 6,463                   | 6,395                      | 6,495   |
| <b>7,000 - 7,999</b>                                  | 7,432                  | 7,432  | 7,425        | 7,485                  | 7,326                   | 7,448                      | 7,130   |
| <b>8,000 - 8,999</b>                                  | 8,465                  | 8,465  | 8,477        | 8,421                  | 8,355                   | -                          | 8,084   |
| <b>9,000 - 9,999</b>                                  | 9,476                  | 9,476  | 9,470        | 9,485                  | 9,804                   | -                          | -   |
| <b>10,000 dan ke atas<br/><i>10,000 and above</i></b> | 13,301                 | 13,303   | 13,651       | 11,841                 | 13,903                  | -                          | 10,740  |

**Nota / Note :**

- : Tiada/kosong/tiada kes  
*Nil/blank/no case*

**Jadual 2.8: Perbelanjaan penggunaan isi rumah bulanan purata mengikut kelas pendapatan isi rumah bulanan, kumpulan etnik ketua isi rumah dan strata, Malaysia, 2024**

*Table 2.8: Mean monthly household consumption expenditure by monthly household income class, ethnic groups of the head of household and strata, Malaysia, 2024*

| Kelas pendapatan<br>Income class               | Jumlah / Total (RM) |   |              |                 |                  |                     |   |
|--|---------------------|---|--------------|-----------------|------------------|---------------------|---|
|  | Jumlah<br>Total     | Warganegara Malaysia<br>Malaysia citizens |              |                 |                  |                     | Bukan<br>warganegara<br>Malaysia<br>Non-Malaysian<br>citizens |
|  |                     | Jumlah<br>warganegara<br>Total citizens   | Bumiputera   | Cina<br>Chinese | India<br>Indians | Lain-lain<br>Others |   |
| <b>Jumlah<br/>Total</b>                        | <b>5,566</b>        | <b>5,650</b>                              | <b>5,118</b> | <b>6,983</b>    | <b>6,028</b>     | <b>4,353</b>        | <b>4,132</b>  |
| <b>1,999 dan ke bawah<br/>1,999 and below</b>  | 1,659               | 1,698                                     | 1,658        | 1,847           | 1,731            | 1,701               | 1,479   |
| <b>2,000 - 2,999</b>                           | 2,384               | 2,444                                     | 2,397        | 2,603           | 2,486            | 2,102               | 2,031   |
| <b>3,000 - 3,999</b>                           | 3,028               | 3,069                                     | 3,003        | 3,321           | 3,132            | 2,968               | 2,493   |
| <b>4,000 - 4,999</b>                           | 3,617               | 3,641                                     | 3,557        | 3,960           | 3,646            | 3,763               | 3,133   |
| <b>5,000 - 5,999</b>                           | 4,196               | 4,205                                     | 4,079        | 4,666           | 4,309            | 4,354               | 4,013   |
| <b>6,000 - 6,999</b>                           | 4,687               | 4,722                                     | 4,606        | 5,097           | 4,768            | 4,963               | 4,046   |
| <b>7,000 - 7,999</b>                           | 5,228               | 5,239                                     | 5,094        | 5,681           | 5,249            | 5,159               | 4,758   |
| <b>8,000 - 8,999</b>                           | 5,770               | 5,785                                     | 5,621        | 6,263           | 5,805            | 5,841               | 5,353   |
| <b>9,000 - 9,999</b>                           | 6,077               | 6,098                                     | 5,944        | 6,481           | 6,225            | 6,188               | 5,562   |
| <b>10,000 - 14,999</b>                         | 7,046               | 7,060                                     | 6,828        | 7,516           | 7,180            | 6,286               | 6,556   |
| <b>15,000 dan ke atas<br/>15,000 and above</b> | 11,951              | 11,867                                    | 11,072       | 12,740          | 12,127           | 9,749               | 14,373  |

**Jadual 2.8: Perbelanjaan penggunaan isi rumah bulanan purata mengikut kelas pendapatan isi rumah bulanan, kumpulan etnik ketua isi rumah dan strata, Malaysia, 2024 (samb.)**

*Table 2.8: Mean monthly household consumption expenditure by monthly household income class, ethnic groups of the head of household and strata, Malaysia, 2024 (cont'd)*

| Kelas pendapatan<br><i>Income class</i>               | Bandar / Urban         |  |              |                        |                         |                            |   | (RM) |
|---|------------------------|--|--------------|------------------------|-------------------------|----------------------------|---|------|
|   | Jumlah<br><i>Total</i> | Warganegara Malaysia<br><i>Malaysia citizens</i> |              |                        |                         |                            | Bukan<br>warganegara<br>Malaysia<br><i>Non-Malaysian<br/>citizens</i> |      |
|   |                        | Jumlah<br>warganegara<br><i>Total citizens</i>   | Bumiputera   | Cina<br><i>Chinese</i> | India<br><i>Indians</i> | Lain-lain<br><i>Others</i> |   |      |
| <b>Jumlah<br/><i>Total</i></b>                        | <b>6,103</b>           | <b>6,151</b>                                     | <b>5,656</b> | <b>7,169</b>           | <b>6,161</b>            | <b>4,958</b>               | <b>5,139</b>  |      |
| <b>1,999 dan ke bawah<br/><i>1,999 and below</i></b>  | 1,749                  | 1,797  | 1,748        | 1,900                  | 1,750                   | 1,491                      | 1,522   |      |
| <b>2,000 - 2,999</b>                                  | 2,480                  | 2,532  | 2,488        | 2,633                  | 2,505                   | 1,977                      | 2,114   |      |
| <b>3,000 - 3,999</b>                                  | 3,123                  | 3,148  | 3,077        | 3,333                  | 3,152                   | 2,723                      | 2,705   |      |
| <b>4,000 - 4,999</b>                                  | 3,695                  | 3,715  | 3,620        | 3,993                  | 3,663                   | 3,548                      | 3,278   |      |
| <b>5,000 - 5,999</b>                                  | 4,286                  | 4,284  | 4,135        | 4,703                  | 4,340                   | 4,203                      | 4,327   |      |
| <b>6,000 - 6,999</b>                                  | 4,765                  | 4,776  | 4,646        | 5,112                  | 4,793                   | 5,021                      | 4,487   |      |
| <b>7,000 - 7,999</b>                                  | 5,290                  | 5,297  | 5,135        | 5,695                  | 5,305                   | 5,069                      | 5,019   |      |
| <b>8,000 - 8,999</b>                                  | 5,842                  | 5,851  | 5,699        | 6,251                  | 5,833                   | 5,831                      | 5,596   |      |
| <b>9,000 - 9,999</b>                                  | 6,128                  | 6,148  | 5,997        | 6,481                  | 6,231                   | 6,134                      | 5,660   |      |
| <b>10,000 - 14,999</b>                                | 7,085                  | 7,099  | 6,868        | 7,513                  | 7,193                   | 6,134                      | 6,635   |      |
| <b>15,000 dan ke atas<br/><i>15,000 and above</i></b> | 12,072                 | 11,988   | 11,201       | 12,801                 | 12,176                  | 9,847                      | 14,398  |      |

**Jadual 2.8: Perbelanjaan penggunaan isi rumah bulanan purata mengikut kelas pendapatan isi rumah bulanan, kumpulan etnik ketua isi rumah dan strata, Malaysia, 2024 (samb.)**

*Table 2.8: Mean monthly household consumption expenditure by monthly household income class, ethnic groups of the head of household and strata, Malaysia, 2024 (cont'd)*

| Kelas pendapatan<br>Income class               | Luar Bandar / Rural |   |              |                 |                  |                     | (RM)  |
|--|---------------------|---|--------------|-----------------|------------------|---------------------|---|
|  | Jumlah<br>Total     | Warganegara Malaysia<br>Malaysia citizens |              |                 |                  |                     | Bukan<br>warganegara<br>Malaysia<br>Non-Malaysian<br>citizens |
|  |                     | Jumlah<br>warganegara<br>Total citizens   | Bumiputera   | Cina<br>Chinese | India<br>Indians | Lain-lain<br>Others |   |
| <b>Jumlah<br/>Total</b>                        | <b>3,750</b>        | <b>3,889</b>                              | <b>3,832</b> | <b>4,528</b>    | <b>3,967</b>     | <b>3,606</b>        | <b>2,265</b>  |
| <b>1,999 dan ke bawah<br/>1,999 and below</b>  | 1,592               | 1,624                                     | 1,617        | 1,688           | 1,590            | 1,805               | 1,446   |
| <b>2,000 - 2,999</b>                           | 2,265               | 2,329                                     | 2,317        | 2,458           | 2,352            | 2,191               | 1,957   |
| <b>3,000 - 3,999</b>                           | 2,876               | 2,938                                     | 2,913        | 3,246           | 2,987            | 3,113               | 2,285   |
| <b>4,000 - 4,999</b>                           | 3,447               | 3,478                                     | 3,456        | 3,707           | 3,509            | 3,959               | 2,817   |
| <b>5,000 - 5,999</b>                           | 3,955               | 3,997                                     | 3,966        | 4,345           | 3,984            | 4,448               | 2,976   |
| <b>6,000 - 6,999</b>                           | 4,427               | 4,532                                     | 4,504        | 4,917           | 4,399            | 4,851               | 3,383   |
| <b>7,000 - 7,999</b>                           | 4,969               | 5,000                                     | 4,971        | 5,499           | 4,494            | 5,479               | 3,162   |
| <b>8,000 - 8,999</b>                           | 5,328               | 5,381                                     | 5,266        | 6,443           | 5,301            | 5,995               | 3,595   |
| <b>9,000 - 9,999</b>                           | 5,730               | 5,762                                     | 5,689        | 6,497           | 5,772            | 6,555               | 3,586   |
| <b>10,000 - 14,999</b>                         | 6,644               | 6,669                                     | 6,558        | 7,601           | 6,589            | 6,725               | 5,024   |
| <b>15,000 dan ke atas<br/>15,000 and above</b> | 9,724               | 9,730                                     | 9,768        | 9,660           | 9,012            | 5,053               | 7,058   |

**Jadual 2.9: Perbelanjaan penggunaan isi rumah bulanan purata mengikut kumpulan etnik & jantina ketua isi rumah dan strata, Malaysia, 2024**

Table 2.9: Mean monthly household consumption expenditure by ethnic groups & sex of head of the household and strata, Malaysia, 2024

(RM)

| Kumpulan etnik<br><i>Ethnic groups</i>                       | Jumlah<br><i>Total</i> |                       |                            | Bandar<br><i>Urban</i> |                       |                            | Luar Bandar<br><i>Rural</i> |                       |                            |
|--|------------------------|-----------------------|----------------------------|------------------------|-----------------------|----------------------------|-----------------------------|-----------------------|----------------------------|
|  | Jumlah<br><i>Total</i> | Lelaki<br><i>Male</i> | Perempuan<br><i>Female</i> | Jumlah<br><i>Total</i> | Lelaki<br><i>Male</i> | Perempuan<br><i>Female</i> | Jumlah<br><i>Total</i>      | Lelaki<br><i>Male</i> | Perempuan<br><i>Female</i> |
| <b>Jumlah</b><br><i>Total</i>                                | 5,566                  | 5,722                 | 4,827                      | 6,103                  | 6,272                 | 5,291                      | 3,750                       | 3,842                 | 3,337                      |
| <b>Jumlah warganegara</b><br><i>Total Malaysian citizens</i> | 5,650                  | 5,809                 | 4,897                      | 6,151                  | 6,320                 | 5,336                      | 3,889                       | 3,991                 | 3,421                      |
| <b>Bumiputera</b>  | 5,118                  | 5,247                 | 4,483                      | 5,656                  | 5,788                 | 4,981                      | 3,832                       | 3,926                 | 3,407                      |
| <b>Cina</b><br><i>Chinese</i>                                | 6,983                  | 7,206                 | 5,950                      | 7,169                  | 7,402                 | 6,100                      | 4,528                       | 4,685                 | 3,669                      |
| <b>India</b><br><i>Indians</i>                               | 6,028                  | 6,296                 | 4,946                      | 6,161                  | 6,433                 | 5,055                      | 3,967                       | 4,119                 | 3,416                      |
| <b>Lain-lain</b><br><i>Others</i>                            | 4,353                  | 4,281                 | 4,572                      | 4,958                  | 4,738                 | 5,494                      | 3,606                       | 3,790                 | 2,809                      |
| <b>Bukan warganegara</b><br><i>Non-Malaysian citizens</i>    | 4,132                  | 4,234                 | 3,662                      | 5,139                  | 5,299                 | 4,368                      | 2,265                       | 2,217                 | 2,470                      |

**Jadual 2.10: Agihan perbelanjaan penggunaan isi rumah bulanan mengikut kumpulan etnik ketua isi rumah dan strata, Malaysia, 2024**

Table 2.10: Monthly household consumption expenditure share by ethnic groups of the head of household and strata, Malaysia, 2024

(RM)

| Kumpulan etnik<br><i>Ethnic groups</i>                                | Jumlah<br><i>Total</i> | Bandar<br><i>Urban</i> | Luar Bandar<br><i>Rural</i> |
|---|------------------------|------------------------|-----------------------------|
| <b>Jumlah</b><br><i>Total</i>   | 100.00                 | 100.00                 | 100.00                      |
| <b>Jumlah warganegara Malaysia</b><br><i>Total Malaysian citizens</i> | 95.88                  | 96.06                  | 94.85                       |
| <b>Bumiputera</b>   | 58.15                  | 53.54                  | 83.49                       |
| <b>Cina</b><br><i>Chinese</i>   | 29.39                  | 33.14                  | 8.74                        |
| <b>India</b><br><i>Indians</i>  | 8.13                   | 9.22                   | 2.11                        |
| <b>Lain-lain</b><br><i>Others</i>                                     | 0.21                   | 0.16                   | 0.51                        |
| <b>Bukan warganegara Malaysia</b><br><i>Non-Malaysian citizens</i>    | 4.12                   | 3.94                   | 5.15                        |

**Jadual 2.11: Siri masa perbelanjaan penggunaan isi rumah bulanan penengah dan purata mengikut negeri, Malaysia, 2016 - 2024**  
**Table 2.11: Time series of median and mean monthly household consumption expenditure by state, Malaysia, 2016 - 2024**

(RM)

| Negeri<br>State   | Penengah / Median |       |       |       | Purata / Mean |       |       |       |
|-------------------|-------------------|-------|-------|-------|---------------|-------|-------|-------|
|                   | 2016*             | 2019* | 2022* | 2024  | 2016*         | 2019* | 2022* | 2024  |
| Malaysia          | 3,334             | 3,683 | 4,282 | 4,758 | 4,080         | 4,609 | 5,150 | 5,566 |
| Johor             | 3,635             | 4,038 | 4,636 | 5,280 | 4,167         | 4,826 | 5,342 | 5,927 |
| Kedah             | 2,428             | 2,766 | 3,298 | 3,495 | 3,071         | 3,373 | 3,765 | 4,028 |
| Kelantan          | 2,444             | 2,655 | 3,048 | 3,408 | 2,884         | 3,231 | 3,505 | 3,825 |
| Melaka            | 3,617             | 3,938 | 4,861 | 5,148 | 4,394         | 4,983 | 5,707 | 6,212 |
| Negeri Sembilan   | 3,128             | 3,717 | 3,869 | 4,431 | 3,700         | 4,362 | 4,678 | 5,115 |
| Pahang            | 2,761             | 3,107 | 3,513 | 3,732 | 3,332         | 3,661 | 4,107 | 4,368 |
| Pulau Pinang      | 3,411             | 3,809 | 4,481 | 4,860 | 4,219         | 4,651 | 5,322 | 5,850 |
| Perak             | 2,850             | 2,938 | 3,341 | 3,602 | 3,251         | 3,582 | 3,903 | 4,232 |
| Perlis            | 2,927             | 3,166 | 3,355 | 3,468 | 3,090         | 3,475 | 3,834 | 4,084 |
| Selangor          | 4,432             | 4,874 | 5,747 | 6,251 | 5,342         | 6,099 | 6,770 | 7,266 |
| Terengganu        | 3,371             | 3,846 | 4,216 | 4,758 | 3,813         | 4,345 | 4,796 | 5,219 |
| Sabah             | 2,111             | 2,279 | 2,770 | 2,946 | 2,601         | 2,799 | 3,342 | 3,547 |
| Sarawak           | 2,665             | 2,955 | 3,379 | 3,753 | 3,130         | 3,469 | 3,915 | 4,281 |
| W.P. Kuala Lumpur | 5,222             | 5,719 | 6,232 | 6,789 | 6,234         | 6,947 | 7,823 | 8,178 |
| W.P. Labuan       | 3,516             | 3,553 | 3,822 | 3,890 | 4,076         | 4,102 | 4,176 | 4,497 |
| W.P. Putrajaya    | 5,153             | 6,486 | 6,644 | 7,885 | 6,984         | 8,010 | 8,897 | 9,186 |

*Nota / Note :*

*\*Data 2016, 2019 dan 2022 telah diselaraskan mengikut Classification of Individual Consumption According to Purpose 2018 (COICOP 2018)*

*\*Data for 2016, 2019 and 2022 were aligned according to Classification of Individual Consumption According to Purpose 2018 (COICOP 2018)*

**Muka surat ini sengaja dibiarkan kosong**  
*This page is deliberately left blank*

**PERBELANJAAN  
PENGUNAAN ISI RUMAH  
MENGIKUT KUMPULAN  
UTAMA PERBELANJAAN**

*HOUSEHOLD CONSUMPTION  
EXPENDITURE BY MAIN  
GROUPS OF EXPENDITURE*

**LAPORAN SURVEI**

**PERBELANJAAN  
ISI RUMAH**

*HOUSEHOLD EXPENDITURE  
SURVEY REPORT*

**2024**

**Muka surat ini sengaja dibiarkan kosong**  
*This page is deliberately left blank*

Jadual 3.1: Komposisi perbelanjaan penggunaan isi rumah bulanan mengikut negeri dan strata, Malaysia, 2024

Table 3.1: Composition of monthly household consumption expenditure by state and strata, Malaysia, 2024

| Kumpulan perbelanjaan<br>Expenditure groups   | Jumlah / Total  |              |              |              |              |              |              |              |
|---|-----------------|--------------|--------------|--------------|--------------|--------------|--------------|--------------|
|   | Jumlah<br>Total |              | Johor        |              | Kedah        |              | Kelantan     |              |
|   | (RM)            | (%)          | (RM)         | (%)          | (RM)         | (%)          | (RM)         | (%)          |
| <b>01 Makanan dan Minuman</b><br><i>Food and Beverages</i>  | 876             | 15.7         | 975          | 16.5         | 795          | 19.7         | 842          | 22.0         |
| <b>Beras</b><br><i>Rice</i>   | 47              | 0.8          | 46           | 0.8          | 43           | 1.1          | 48           | 1.3          |
| <b>Roti &amp; bijirin lain</b><br><i>Bread &amp; other cereals</i>  | 84              | 1.5          | 67           | 1.1          | 64           | 1.6          | 70           | 1.8          |
| <b>Daging</b><br><i>Meat</i>  | 126             | 2.3          | 125          | 2.1          | 110          | 2.7          | 137          | 3.6          |
| <b>Ikan &amp; makanan laut</b><br><i>Fish &amp; seafood</i>   | 193             | 3.5          | 275          | 4.6          | 194          | 4.8          | 194          | 5.1          |
| <b>Susu, keju &amp; telur</b><br><i>Milk, cheese &amp; eggs</i>   | 61              | 1.1          | 65           | 1.1          | 54           | 1.3          | 54           | 1.4          |
| <b>Minyak &amp; lemak</b><br><i>Oils &amp; fats</i>   | 33              | 0.6          | 39           | 0.7          | 28           | 0.7          | 26           | 0.7          |
| <b>Buah-buahan</b><br><i>Fruits</i>   | 69              | 1.2          | 69           | 1.2          | 48           | 1.2          | 64           | 1.7          |
| <b>Sayur-sayuran</b><br><i>Vegetables</i>   | 89              | 1.6          | 102          | 1.7          | 97           | 2.4          | 78           | 2.0          |
| <b>Gula, jem, madu, coklat &amp; manisan</b><br><i>Sugar, jam, honey, chocolate &amp; confectionery</i>                                       | 25              | 0.4          | 27           | 0.5          | 22           | 0.6          | 32           | 0.8          |
| <b>Keluaran makanan t.t.t.I</b><br><i>Food products n.e.c</i>   | 107             | 1.9          | 120          | 2.0          | 103          | 2.6          | 101          | 2.6          |
| <b>Kopi, teh, koko &amp; minuman bukan alkohol</b><br><i>Coffee, tea, cocoa &amp; non-alcoholic beverages</i>                                 | 42              | 0.8          | 40           | 0.7          | 30           | 0.8          | 39           | 1.0          |
| <b>02 Minuman Alkohol dan Tembakau</b><br><i>Alcoholic Beverages and Tobacco</i>  | 92              | 1.7          | 123          | 2.1          | 64           | 1.6          | 64           | 1.7          |
| <b>03 Pakaian dan Kasut</b><br><i>Clothing and Footwear</i>   | 151             | 2.7          | 157          | 2.6          | 177          | 4.4          | 111          | 2.9          |
| <b>04 Perumahan, Air, Elektrik, Gas dan Bahan Api Lain</b><br><i>Housing, Water, Electricity, Gas and Other Fuels</i>                         | 1,307           | 23.5         | 1,328        | 22.4         | 789          | 19.6         | 723          | 19.0         |
| <b>05 Hiasan, Perkakasan dan Penyelenggaraan</b><br><i>Furnishings, Household Equipment and Routine Household Maintenance</i>                 | 259             | 4.7          | 241          | 4.1          | 170          | 4.2          | 144          | 3.8          |
| <b>06 Kesihatan</b><br><i>Health</i>  | 147             | 2.6          | 212          | 3.6          | 106          | 2.6          | 63           | 1.6          |
| <b>07 Pengangkutan</b><br><i>Transport</i>  | 611             | 11.0         | 735          | 12.4         | 539          | 13.4         | 495          | 12.9         |
| <b>08 Maklumat dan Komunikasi</b><br><i>Information and Communication</i>   | 347             | 6.2          | 331          | 5.6          | 242          | 6.0          | 214          | 5.6          |
| <b>09 Rekreasi, Sukan dan Kebudayaan</b><br><i>Recreation, Sport and Culture</i>  | 179             | 3.2          | 203          | 3.4          | 91           | 2.3          | 63           | 1.6          |
| <b>10 Perkhidmatan Pendidikan</b><br><i>Education Services</i>  | 77              | 1.4          | 79           | 1.3          | 61           | 1.5          | 39           | 1.0          |
| <b>11 Restoran dan Perkhidmatan Penginapan</b><br><i>Restaurants and Accommodation Services</i>   | 948             | 17.0         | 938          | 15.8         | 628          | 15.6         | 746          | 19.5         |
| <b>Perbelanjaan makanan di luar rumah</b><br><i>Expenditure on food away from home</i>  | 746             | 13.4         | 712          | 12.0         | 525          | 13.0         | 646          | 16.9         |
| <b>Perbelanjaan minuman di luar rumah</b><br><i>Expenditure on beverages away from home</i>   | 157             | 2.8          | 183          | 3.1          | 81           | 2.0          | 87           | 2.3          |
| <b>Perkhidmatan penginapan &amp; lain-lain</b><br><i>Accommodation services &amp; others</i>  | 45              | 0.8          | 43           | 0.7          | 22           | 0.5          | 14           | 0.4          |
| <b>12 Insurans dan Perkhidmatan Kewangan</b><br><i>Insurance and Financial Services</i>   | 259             | 4.7          | 271          | 4.6          | 142          | 3.5          | 84           | 2.2          |
| <b>13 Penjagaan Diri, Perlindungan Sosial dan Pelbagai</b><br><i>Personal Care, Social Protection and Miscellaneous Goods and Services</i>    | 313             | 5.6          | 334          | 5.6          | 224          | 5.6          | 237          | 6.2          |
| <b>Komposisi perbelanjaan penggunaan isi rumah bulanan (01-13)</b><br><i>Composition of monthly household consumption expenditure (01-13)</i> | <b>5,566</b>    | <b>100.0</b> | <b>5,927</b> | <b>100.0</b> | <b>4,028</b> | <b>100.0</b> | <b>3,825</b> | <b>100.0</b> |

Jadual 3.1: Komposisi perbelanjaan penggunaan isi rumah bulanan mengikut negeri dan strata, Malaysia, 2024 (samb.)  
 Table 3.1: Composition of monthly household consumption expenditure by state and strata, Malaysia, 2024 (cont'd)

| Kumpulan perbelanjaan<br><i>Expenditure groups</i>  | Jumlah / Total |              |                 |              |              |              |              |              |
|---|----------------|--------------|-----------------|--------------|--------------|--------------|--------------|--------------|
|   | Melaka         |              | Negeri Sembilan |              | Pahang       |              | Pulau Pinang |              |
|   | (RM)           | (%)          | (RM)            | (%)          | (RM)         | (%)          | (RM)         | (%)          |
| <b>01 Makanan dan Minuman</b><br><i>Food and Beverages</i>  | 1,038          | 16.7         | 873             | 17.1         | 862          | 19.7         | 680          | 11.6         |
| <i>Beras</i><br>Rice  | 49             | 0.8          | 63              | 1.2          | 44           | 1.0          | 37           | 0.6          |
| <i>Roti &amp; bijirin lain</i><br>Bread & other cereals   | 81             | 1.3          | 59              | 1.2          | 70           | 1.6          | 54           | 0.9          |
| <i>Daging</i><br>Meat   | 126            | 2.0          | 174             | 3.4          | 116          | 2.7          | 93           | 1.6          |
| <i>Ikan &amp; makanan laut</i><br>Fish & seafood  | 281            | 4.5          | 211             | 4.1          | 212          | 4.9          | 166          | 2.8          |
| <i>Susu, keju &amp; telur</i><br>Milk, cheese & eggs  | 65             | 1.0          | 63              | 1.2          | 65           | 1.5          | 60           | 1.0          |
| <i>Minyak &amp; lemak</i><br>Oils & fats  | 44             | 0.7          | 31              | 0.6          | 37           | 0.8          | 26           | 0.4          |
| <i>Buah-buahan</i><br>Fruits  | 70             | 1.1          | 43              | 0.8          | 54           | 1.2          | 58           | 1.0          |
| <i>Sayur-sayuran</i><br>Vegetables  | 115            | 1.8          | 69              | 1.4          | 95           | 2.2          | 67           | 1.1          |
| <i>Gula, jem, madu, coklat &amp; manisan</i><br>Sugar, jam, honey, chocolate & confectionery  | 33             | 0.5          | 22              | 0.4          | 26           | 0.6          | 18           | 0.3          |
| <i>Keluaran makanan t.t.t.l</i><br>Food products n.e.c  | 130            | 2.1          | 105             | 2.0          | 108          | 2.5          | 69           | 1.2          |
| <i>Kopi, teh, koko &amp; minuman bukan alkohol</i><br>Coffee, tea, cocoa & non-alcoholic beverages  | 45             | 0.7          | 34              | 0.7          | 34           | 0.8          | 31           | 0.5          |
| <b>02 Minuman Alkohol dan Tembakau</b><br><i>Alcoholic Beverages and Tobacco</i>  | 117            | 1.9          | 133             | 2.6          | 80           | 1.8          | 98           | 1.7          |
| <b>03 Pakaian dan Kasut</b><br><i>Clothing and Footwear</i>   | 279            | 4.5          | 138             | 2.7          | 123          | 2.8          | 165          | 2.8          |
| <b>04 Perumahan, Air, Elektrik, Gas dan Bahan Api Lain</b><br><i>Housing, Water, Electricity, Gas and Other Fuels</i>                         | 1,151          | 18.5         | 1,061           | 20.7         | 875          | 20.0         | 1,427        | 24.4         |
| <b>05 Hiasan, Perkakasan dan Penyelenggaraan</b><br><i>Furnishings, Household Equipment and Routine Household Maintenance</i>                 | 400            | 6.4          | 212             | 4.1          | 207          | 4.7          | 291          | 5.0          |
| <b>06 Kesihatan</b><br><i>Health</i>  | 213            | 3.4          | 142             | 2.8          | 130          | 3.0          | 163          | 2.8          |
| <b>07 Pengangkutan</b><br><i>Transport</i>  | 810            | 13.0         | 584             | 11.4         | 483          | 11.1         | 521          | 8.9          |
| <b>08 Maklumat dan Komunikasi</b><br><i>Information and Communication</i>   | 369            | 6.0          | 287             | 5.6          | 300          | 6.9          | 345          | 5.9          |
| <b>09 Rekreasi, Sukan dan Kebudayaan</b><br><i>Recreation, Sport and Culture</i>  | 287            | 4.6          | 217             | 4.2          | 182          | 4.2          | 184          | 3.1          |
| <b>10 Perkhidmatan Pendidikan</b><br><i>Education Services</i>  | 67             | 1.1          | 80              | 1.6          | 90           | 2.1          | 97           | 1.7          |
| <b>11 Restoran dan Perkhidmatan Penginapan</b><br><i>Restaurants and Accommodation Services</i>   | 774            | 12.5         | 739             | 14.5         | 625          | 14.3         | 1,178        | 20.1         |
| <i>Perbelanjaan makanan di luar rumah</i><br>Expenditure on food away from home   | 593            | 9.5          | 585             | 11.4         | 505          | 11.6         | 965          | 16.5         |
| <i>Perbelanjaan minuman di luar rumah</i><br>Expenditure on beverages away from home  | 111            | 1.8          | 114             | 2.3          | 96           | 2.2          | 168          | 2.9          |
| <i>Perkhidmatan penginapan &amp; lain-lain</i><br>Accommodation services & others   | 70             | 1.1          | 40              | 0.8          | 24           | 0.5          | 45           | 0.8          |
| <b>12 Insurans dan Perkhidmatan Kewangan</b><br><i>Insurance and Financial Services</i>   | 245            | 4.0          | 293             | 5.7          | 167          | 3.8          | 375          | 6.4          |
| <b>13 Penjagaan Diri, Perlindungan Sosial dan Pelbagai</b><br><i>Personal Care, Social Protection and Miscellaneous Goods and Services</i>    | 462            | 7.4          | 356             | 7.0          | 244          | 5.6          | 326          | 5.6          |
| <b>Komposisi perbelanjaan penggunaan isi rumah bulanan (01-13)</b><br><i>Composition of monthly household consumption expenditure (01-13)</i> | <b>6,212</b>   | <b>100.0</b> | <b>5,115</b>    | <b>100.0</b> | <b>4,368</b> | <b>100.0</b> | <b>5,850</b> | <b>100.0</b> |

Jadual 3.1: Komposisi perbelanjaan penggunaan isi rumah bulanan mengikut negeri dan strata, Malaysia, 2024 (samb.)  
 Table 3.1: Composition of monthly household consumption expenditure by state and strata, Malaysia, 2024 (cont'd)

| Kumpulan perbelanjaan<br>Expenditure groups  | Jumlah / Total |              |              |              |              |              |              |              |
|--|----------------|--------------|--------------|--------------|--------------|--------------|--------------|--------------|
|  | Perak          |              | Perlis       |              | Selangor     |              | Terengganu   |              |
|  | (RM)           | (%)          | (RM)         | (%)          | (RM)         | (%)          | (RM)         | (%)          |
| <b>01 Makanan dan Minuman</b><br><i>Food and Beverages</i>   | 821            | 19.4         | 848          | 20.8         | 837          | 11.5         | 1,118        | 21.4         |
| <b>Beras</b><br><i>Rice</i>  | 41             | 1.0          | 38           | 0.9          | 40           | 0.6          | 49           | 0.9          |
| <b>Roti &amp; bijirin lain</b><br><i>Bread &amp; other cereals</i>   | 66             | 1.5          | 62           | 1.5          | 130          | 1.8          | 87           | 1.7          |
| <b>Daging</b><br><i>Meat</i>   | 129            | 3.0          | 113          | 2.8          | 101          | 1.4          | 139          | 2.7          |
| <b>Ikan &amp; makanan laut</b><br><i>Fish &amp; seafood</i>  | 185            | 4.4          | 233          | 5.7          | 151          | 2.1          | 257          | 4.9          |
| <b>Susu, keju &amp; telur</b><br><i>Milk, cheese &amp; eggs</i>  | 67             | 1.6          | 54           | 1.3          | 54           | 0.7          | 68           | 1.3          |
| <b>Minyak &amp; lemak</b><br><i>Oils &amp; fats</i>  | 32             | 0.8          | 31           | 0.8          | 35           | 0.5          | 37           | 0.7          |
| <b>Buah-buahan</b><br><i>Fruits</i>  | 54             | 1.3          | 52           | 1.3          | 57           | 0.8          | 82           | 1.6          |
| <b>Sayur-sayuran</b><br><i>Vegetables</i>  | 91             | 2.2          | 98           | 2.4          | 73           | 1.0          | 140          | 2.7          |
| <b>Gula, jem, madu, coklat &amp; manisan</b><br><i>Sugar, jam, honey, chocolate &amp; confectionery</i>  | 27             | 0.6          | 27           | 0.7          | 26           | 0.4          | 40           | 0.8          |
| <b>Keluaran makanan t.t.t.I</b><br><i>Food products n.e.c</i>  | 91             | 2.1          | 106          | 2.6          | 131          | 1.8          | 169          | 3.2          |
| <b>Kopi, teh, koko &amp; minuman bukan alkohol</b><br><i>Coffee, tea, cocoa &amp; non-alcoholic beverages</i>  | 38             | 0.9          | 34           | 0.8          | 38           | 0.5          | 51           | 1.0          |
| <b>02 Minuman Alkohol dan Tembakau</b><br><i>Alcoholic Beverages and Tobacco</i>   | 88             | 2.1          | 58           | 1.4          | 90           | 1.2          | 64           | 1.2          |
| <b>03 Pakaian dan Kasut</b><br><i>Clothing and Footwear</i>  | 143            | 3.4          | 121          | 3.0          | 162          | 2.2          | 198          | 3.8          |
| <b>04 Perumahan, Air, Elektrik, Gas dan Bahan Api Lain</b><br><i>Housing, Water, Electricity, Gas and Other Fuels</i>  | 912            | 21.6         | 770          | 18.9         | 1,717        | 23.6         | 918          | 17.6         |
| <b>05 Hiasan, Perkakasan dan Penyelenggaraan</b><br><i>Furnishings, Household Equipment and Routine Household Maintenance</i>  | 197            | 4.6          | 156          | 3.8          | 376          | 5.2          | 308          | 5.9          |
| <b>06 Kesihatan</b><br><i>Health</i>   | 125            | 2.9          | 123          | 3.0          | 177          | 2.4          | 143          | 2.7          |
| <b>07 Pengangkutan</b><br><i>Transport</i>   | 428            | 10.1         | 557          | 13.6         | 752          | 10.4         | 520          | 10.0         |
| <b>08 Maklumat dan Komunikasi</b><br><i>Information and Communication</i>  | 259            | 6.1          | 266          | 6.5          | 502          | 6.9          | 328          | 6.3          |
| <b>09 Rekreasi, Sukan dan Kebudayaan</b><br><i>Recreation, Sport and Culture</i>   | 120            | 2.9          | 96           | 2.3          | 245          | 3.4          | 128          | 2.5          |
| <b>10 Perkhidmatan Pendidikan</b><br><i>Education Services</i>   | 42             | 1.0          | 68           | 1.7          | 117          | 1.6          | 77           | 1.5          |
| <b>11 Restoran dan Perkhidmatan Penginapan</b><br><i>Restaurants and Accommodation Services</i>  | 679            | 16.0         | 643          | 15.7         | 1,511        | 20.8         | 919          | 17.6         |
| <b>Perbelanjaan makanan di luar rumah</b><br><i>Expenditure on food away from home</i>   | 539            | 12.7         | 553          | 13.5         | 1,158        | 15.9         | 751          | 14.4         |
| <b>Perbelanjaan minuman di luar rumah</b><br><i>Expenditure on beverages away from home</i>  | 94             | 2.2          | 75           | 1.8          | 275          | 3.8          | 154          | 3.0          |
| <b>Perkhidmatan penginapan &amp; lain-lain</b><br><i>Accommodation services &amp; others</i>   | 46             | 1.1          | 15           | 0.4          | 79           | 1.1          | 13           | 0.2          |
| <b>12 Insurans dan Perkhidmatan Kewangan</b><br><i>Insurance and Financial Services</i>  | 162            | 3.8          | 150          | 3.7          | 433          | 6.0          | 133          | 2.5          |
| <b>13 Penjagaan Diri, Perlindungan Sosial dan Pelbagai Barangan dan Perkhidmatan</b><br><i>Personal Care, Social Protection and Miscellaneous Goods and Services</i> | 256            | 6.1          | 228          | 5.6          | 347          | 4.8          | 365          | 7.0          |
| <b>Komposisi perbelanjaan penggunaan isi rumah bulanan (01-13)</b><br><i>Composition of monthly household consumption expenditure (01-13)</i>                        | <b>4,232</b>   | <b>100.0</b> | <b>4,084</b> | <b>100.0</b> | <b>7,266</b> | <b>100.0</b> | <b>5,219</b> | <b>100.0</b> |

Jadual 3.1: Komposisi perbelanjaan penggunaan isi rumah bulanan mengikut negeri dan strata, Malaysia, 2024 (samb.)  
 Table 3.1: Composition of monthly household consumption expenditure by state and strata, Malaysia, 2024 (cont'd)

| Kumpulan perbelanjaan<br><i>Expenditure groups</i>   | Jumlah / Total |              |              |              |                   |              |              |              |                |              |
|--|----------------|--------------|--------------|--------------|-------------------|--------------|--------------|--------------|----------------|--------------|
|  | Sabah          |              | Sarawak      |              | W.P. Kuala Lumpur |              | W.P. Labuan  |              | W.P. Putrajaya |              |
|  | (RM)           | (%)          | (RM)         | (%)          | (RM)              | (%)          | (RM)         | (%)          | (RM)           | (%)          |
| <b>01 Makanan dan Minuman</b><br><i>Food and Beverages</i>   | 805            | 22.7         | 964          | 22.5         | 976               | 11.9         | 758          | 16.9         | 817            | 8.9          |
| Beras<br><i>Rice</i>   | 66             | 1.9          | 54           | 1.3          | 48                | 0.6          | 41           | 0.9          | 49             | 0.5          |
| Roti & bijirin lain<br><i>Bread &amp; other cereals</i>  | 72             | 2.0          | 82           | 1.9          | 78                | 1.0          | 80           | 1.8          | 68             | 0.7          |
| Daging<br><i>Meat</i>  | 135            | 3.8          | 196          | 4.6          | 127               | 1.6          | 149          | 3.3          | 146            | 1.6          |
| Ikan & makanan laut<br><i>Fish &amp; seafood</i>   | 146            | 4.1          | 196          | 4.6          | 177               | 2.2          | 120          | 2.7          | 146            | 1.6          |
| Susu, keju & telur<br><i>Milk, cheese &amp; eggs</i>   | 60             | 1.7          | 70           | 1.6          | 58                | 0.7          | 54           | 1.2          | 71             | 0.8          |
| Minyak & lemak<br><i>Oils &amp; fats</i>   | 26             | 0.7          | 31           | 0.7          | 39                | 0.5          | 24           | 0.5          | 34             | 0.4          |
| Buah-buahan<br><i>Fruits</i>   | 53             | 1.5          | 62           | 1.5          | 204               | 2.5          | 35           | 0.8          | 63             | 0.7          |
| Sayur-sayuran<br><i>Vegetables</i>   | 88             | 2.5          | 99           | 2.3          | 88                | 1.1          | 63           | 1.4          | 74             | 0.8          |
| Gula, jem, madu, coklat & manisan<br><i>Sugar, jam, honey, chocolate &amp; confectionery</i>   | 21             | 0.6          | 20           | 0.5          | 24                | 0.3          | 23           | 0.5          | 29             | 0.3          |
| Keluaran makanan t.t.t.l<br><i>Food products n.e.c</i>   | 78             | 2.2          | 87           | 2.0          | 88                | 1.1          | 96           | 2.1          | 97             | 1.1          |
| Kopi, teh, koko & minuman bukan alkohol<br><i>Coffee, tea, cocoa &amp; non-alcoholic beverages</i>   | 60             | 1.7          | 66           | 1.5          | 43                | 0.5          | 73           | 1.6          | 41             | 0.4          |
| <b>02 Minuman Alkohol dan Tembakau</b><br><i>Alcoholic Beverages and Tobacco</i>   | 69             | 1.9          | 104          | 2.4          | 96                | 1.2          | 65           | 1.5          | 59             | 0.6          |
| <b>03 Pakaian dan Kasut</b><br><i>Clothing and Footwear</i>  | 97             | 2.7          | 126          | 3.0          | 141               | 1.7          | 152          | 3.4          | 209            | 2.3          |
| <b>04 Perumahan, Air, Elektrik, Gas dan Bahan Api Lain</b><br><i>Housing, Water, Electricity, Gas and Other Fuels</i>  | 969            | 27.3         | 1,070        | 25.0         | 2,497             | 30.5         | 1,257        | 28.0         | 2,766          | 30.1         |
| <b>05 Hiasan, Perkakasan dan Penyelenggaraan Isi Rumah</b><br><i>Furnishings, Household Equipment and Routine Household Maintenance</i>                              | 126            | 3.6          | 185          | 4.3          | 348               | 4.3          | 221          | 4.9          | 408            | 4.4          |
| <b>06 Kesihatan</b><br><i>Health</i>   | 76             | 2.1          | 94           | 2.2          | 170               | 2.1          | 78           | 1.7          | 184            | 2.0          |
| <b>07 Pengangkutan</b><br><i>Transport</i>   | 386            | 10.9         | 446          | 10.4         | 868               | 10.6         | 548          | 12.2         | 1,145          | 12.5         |
| <b>08 Maklumat dan Komunikasi</b><br><i>Information and Communication</i>  | 226            | 6.4          | 262          | 6.1          | 470               | 5.8          | 348          | 7.7          | 565            | 6.2          |
| <b>09 Rekreasi, Sukan dan Kebudayaan</b><br><i>Recreation, Sport and Culture</i>   | 59             | 1.7          | 130          | 3.0          | 298               | 3.6          | 81           | 1.8          | 405            | 4.4          |
| <b>10 Perkhidmatan Pendidikan</b><br><i>Education Services</i>   | 40             | 1.1          | 37           | 0.9          | 84                | 1.0          | 46           | 1.0          | 233            | 2.5          |
| <b>11 Restoran dan Perkhidmatan Penginapan</b><br><i>Restaurants and Accommodation Services</i>  | 390            | 11.0         | 502          | 11.7         | 1,346             | 16.5         | 555          | 12.3         | 1,487          | 16.2         |
| Perbelanjaan makanan di luar rumah<br><i>Expenditure on food away from home</i>  | 313            | 8.8          | 415          | 9.7          | 1,043             | 12.8         | 459          | 10.2         | 1,175          | 12.8         |
| Perbelanjaan minuman di luar rumah<br><i>Expenditure on beverages away from home</i>   | 64             | 1.8          | 67           | 1.6          | 232               | 2.8          | 91           | 2.0          | 209            | 2.3          |
| Perkhidmatan penginapan & lain-lain<br><i>Accommodation services &amp; others</i>  | 13             | 0.4          | 21           | 0.5          | 70                | 0.9          | 5            | 0.1          | 103            | 1.1          |
| <b>12 Insurans dan Perkhidmatan Kewangan</b><br><i>Insurance and Financial Services</i>  | 91             | 2.6          | 105          | 2.5          | 417               | 5.1          | 137          | 3.0          | 330            | 3.6          |
| <b>13 Penjagaan Diri, Perlindungan Sosial dan Pelbagai Barangan dan Perkhidmatan</b><br><i>Personal Care, Social Protection and Miscellaneous Goods and Services</i> | 213            | 6.0          | 256          | 6.0          | 466               | 5.7          | 252          | 5.6          | 577            | 6.3          |
| <b>Komposisi perbelanjaan penggunaan isi rumah bulanan (01-13)</b><br><i>Composition of monthly household consumption expenditure (01-13)</i>                        | <b>3,547</b>   | <b>100.0</b> | <b>4,281</b> | <b>100.0</b> | <b>8,178</b>      | <b>100.0</b> | <b>4,498</b> | <b>100.0</b> | <b>9,186</b>   | <b>100.0</b> |

Jadual 3.1: Komposisi perbelanjaan penggunaan isi rumah bulanan mengikut negeri dan strata, Malaysia, 2024 (samb.)

Table 3.1: Composition of monthly household consumption expenditure by state and strata, Malaysia, 2024 (cont'd)

| Kumpulan perbelanjaan<br>Expenditure groups  | Bandar / Urban  |              |              |              |              |              |              |              |
|--|-----------------|--------------|--------------|--------------|--------------|--------------|--------------|--------------|
|  | Jumlah<br>Total |              | Johor        |              | Kedah        |              | Kelantan     |              |
|  | (RM)            | (%)          | (RM)         | (%)          | (RM)         | (%)          | (RM)         | (%)          |
| <b>01 Makanan dan Minuman</b><br><i>Food and Beverages</i>   | 879             | 14.4         | 978          | 15.7         | 791          | 18.7         | 863          | 20.2         |
| Beras<br><i>Rice</i>   | 46              | 0.8          | 47           | 0.8          | 42           | 1.0          | 46           | 1.1          |
| Roti & bijirin lain<br><i>Bread &amp; other cereals</i>  | 88              | 1.4          | 68           | 1.1          | 66           | 1.6          | 71           | 1.7          |
| Daging<br><i>Meat</i>  | 124             | 2.0          | 124          | 2.0          | 106          | 2.5          | 139          | 3.3          |
| Ikan & makanan laut<br><i>Fish &amp; seafood</i>   | 190             | 3.1          | 271          | 4.4          | 190          | 4.5          | 196          | 4.6          |
| Susu, keju & telur<br><i>Milk, cheese &amp; eggs</i>   | 61              | 1.0          | 64           | 1.0          | 58           | 1.4          | 58           | 1.4          |
| Minyak & lemak<br><i>Oils &amp; fats</i>   | 35              | 0.6          | 40           | 0.6          | 29           | 0.7          | 27           | 0.6          |
| Buah-buahan<br><i>Fruits</i>   | 73              | 1.2          | 73           | 1.2          | 48           | 1.1          | 69           | 1.6          |
| Sayur-sayuran<br><i>Vegetables</i>   | 86              | 1.4          | 102          | 1.6          | 95           | 2.3          | 78           | 1.8          |
| Gula, jem, madu, coklat & manisan<br><i>Sugar, jam, honey, chocolate &amp; confectionery</i>   | 26              | 0.4          | 28           | 0.5          | 22           | 0.5          | 34           | 0.8          |
| Keluaran makanan t.t.t.I<br><i>Food products n.e.c</i>   | 109             | 1.8          | 121          | 1.9          | 103          | 2.4          | 104          | 2.4          |
| Kopi, teh, koko & minuman bukan alkohol<br><i>Coffee, tea, cocoa &amp; non-alcoholic beverages</i>   | 41              | 0.7          | 40           | 0.6          | 32           | 0.7          | 41           | 1.0          |
| <b>02 Minuman Alkohol dan Tembakau</b><br><i>Alcoholic Beverages and Tobacco</i>   | 94              | 1.6          | 127          | 2.0          | 66           | 1.6          | 58           | 1.4          |
| <b>03 Pakaian dan Kasut</b><br><i>Clothing and Footwear</i>  | 160             | 2.6          | 160          | 2.6          | 180          | 4.3          | 120          | 2.8          |
| <b>04 Perumahan, Air, Elektrik, Gas dan Bahan Api Lain</b><br><i>Housing, Water, Electricity, Gas and Other Fuels</i>  | 1,469           | 24.1         | 1,432        | 23.0         | 867          | 20.4         | 838          | 19.7         |
| <b>05 Hiasan, Perkakasan dan Penyelenggaraan Isi Rumah</b><br><i>Furnishings, Household Equipment and Routine Household Maintenance</i>                              | 288             | 4.7          | 250          | 4.0          | 173          | 4.1          | 167          | 3.9          |
| <b>06 Kesihatan</b><br><i>Health</i>   | 160             | 2.6          | 217          | 3.5          | 107          | 2.5          | 71           | 1.7          |
| <b>07 Pengangkutan</b><br><i>Transport</i>   | 664             | 10.9         | 773          | 12.4         | 574          | 13.5         | 549          | 12.9         |
| <b>08 Maklumat dan Komunikasi</b><br><i>Information and Communication</i>  | 387             | 6.3          | 340          | 5.5          | 262          | 6.2          | 272          | 6.4          |
| <b>09 Rekreasi, Sukan dan Kebudayaan</b><br><i>Recreation, Sport and Culture</i>   | 205             | 3.4          | 220          | 3.5          | 102          | 2.4          | 74           | 1.7          |
| <b>10 Perkhidmatan Pendidikan</b><br><i>Education Services</i>   | 88              | 1.4          | 86           | 1.4          | 69           | 1.6          | 42           | 1.0          |
| <b>11 Restoran dan Perkhidmatan Penginapan</b><br><i>Restaurants and Accommodation Services</i>  | 1,063           | 17.4         | 994          | 16.0         | 645          | 15.2         | 844          | 19.8         |
| Perbelanjaan makanan di luar rumah<br><i>Expenditure on food away from home</i>  | 831             | 13.6         | 753          | 12.1         | 538          | 12.7         | 728          | 17.1         |
| Perbelanjaan minuman di luar rumah<br><i>Expenditure on beverages away from home</i>   | 179             | 2.9          | 193          | 3.1          | 84           | 2.0          | 98           | 2.3          |
| Perkhidmatan penginapan & lain-lain<br><i>Accommodation services &amp; others</i>  | 53              | 0.9          | 48           | 0.8          | 23           | 0.6          | 18           | 0.4          |
| <b>12 Insurans dan Perkhidmatan Kewangan</b><br><i>Insurance and Financial Services</i>  | 304             | 5.0          | 298          | 4.8          | 161          | 3.8          | 101          | 2.4          |
| <b>13 Penjagaan Diri, Perlindungan Sosial dan Pelbagai Barangan dan Perkhidmatan</b><br><i>Personal Care, Social Protection and Miscellaneous Goods and Services</i> | 342             | 5.6          | 346          | 5.6          | 242          | 5.7          | 260          | 6.1          |
| <b>Komposisi perbelanjaan penggunaan isi rumah bulanan (01-13)</b><br><i>Composition of monthly household consumption expenditure (01-13)</i>                        | <b>6,103</b>    | <b>100.0</b> | <b>6,221</b> | <b>100.0</b> | <b>4,239</b> | <b>100.0</b> | <b>4,259</b> | <b>100.0</b> |

Jadual 3.1: Komposisi perbelanjaan penggunaan isi rumah bulanan mengikut negeri dan strata, Malaysia, 2024 (samb.)  
 Table 3.1: Composition of monthly household consumption expenditure by state and strata, Malaysia, 2024 (cont'd)

| Kumpulan perbelanjaan<br>Expenditure groups   | Bandar / Urban |              |                 |              |              |              |              |              |
|---|----------------|--------------|-----------------|--------------|--------------|--------------|--------------|--------------|
|   | Melaka         |              | Negeri Sembilan |              | Pahang       |              | Pulau Pinang |              |
|   | (RM)           | (%)          | (RM)            | (%)          | (RM)         | (%)          | (RM)         | (%)          |
| <b>01 Makanan dan Minuman</b><br><i>Food and Beverages</i>  | 1,035          | 16.4         | 890             | 16.0         | 860          | 17.8         | 680          | 11.5         |
| <b>Beras</b><br><i>Rice</i>   | 49             | 0.8          | 63              | 1.1          | 43           | 0.9          | 37           | 0.6          |
| <b>Roti &amp; bijirin lain</b><br><i>Bread &amp; other cereals</i>  | 81             | 1.3          | 61              | 1.1          | 71           | 1.5          | 54           | 0.9          |
| <b>Daging</b><br><i>Meat</i>  | 126            | 2.0          | 174             | 3.1          | 121          | 2.5          | 93           | 1.6          |
| <b>Ikan &amp; makanan laut</b><br><i>Fish &amp; seafood</i>   | 283            | 4.5          | 216             | 3.9          | 205          | 4.2          | 165          | 2.8          |
| <b>Susu, keju &amp; telur</b><br><i>Milk, cheese &amp; eggs</i>   | 65             | 1.0          | 64              | 1.1          | 66           | 1.4          | 61           | 1.0          |
| <b>Minyak &amp; lemak</b><br><i>Oils &amp; fats</i>   | 44             | 0.7          | 32              | 0.6          | 37           | 0.8          | 26           | 0.4          |
| <b>Buah-buahan</b><br><i>Fruits</i>   | 69             | 1.1          | 46              | 0.8          | 53           | 1.1          | 59           | 1.0          |
| <b>Sayur-sayuran</b><br><i>Vegetables</i>   | 114            | 1.8          | 69              | 1.2          | 91           | 1.9          | 67           | 1.1          |
| <b>Gula, jem, madu, coklat &amp; manisan</b><br><i>Sugar, jam, honey, chocolate &amp; confectionery</i>                                       | 33             | 0.5          | 23              | 0.4          | 26           | 0.5          | 18           | 0.3          |
| <b>Keluaran makanan t.t.t.I</b><br><i>Food products n.e.c</i>   | 128            | 2.0          | 107             | 1.9          | 110          | 2.3          | 68           | 1.2          |
| <b>Kopi, teh, koko &amp; minuman bukan alkohol</b><br><i>Coffee, tea, cocoa &amp; non-alcoholic beverages</i>                                 | 44             | 0.7          | 35              | 0.6          | 35           | 0.7          | 32           | 0.5          |
| <b>02 Minuman Alkohol dan Tembakau</b><br><i>Alcoholic Beverages and Tobacco</i>  | 119            | 1.9          | 136             | 2.5          | 74           | 1.5          | 99           | 1.7          |
| <b>03 Pakaian dan Kasut</b><br><i>Clothing and Footwear</i>   | 282            | 4.4          | 152             | 2.7          | 129          | 2.7          | 164          | 2.8          |
| <b>04 Perumahan, Air, Elektrik, Gas dan Bahan Api Lain</b><br><i>Housing, Water, Electricity, Gas and Other Fuels</i>                         | 1,169          | 18.5         | 1,170           | 21.0         | 994          | 20.6         | 1,462        | 24.7         |
| <b>05 Hiasan, Perkakasan dan Penyelenggaraan</b><br><i>Furnishings, Household Equipment and Routine Household Maintenance</i>                 | 412            | 6.5          | 228             | 4.1          | 222          | 4.6          | 295          | 5.0          |
| <b>06 Kesihatan</b><br><i>Health</i>  | 219            | 3.5          | 151             | 2.7          | 149          | 3.1          | 165          | 2.8          |
| <b>07 Pengangkutan</b><br><i>Transport</i>  | 825            | 13.1         | 650             | 11.7         | 508          | 10.6         | 514          | 8.7          |
| <b>08 Maklumat dan Komunikasi</b><br><i>Information and Communication</i>   | 376            | 6.0          | 327             | 5.9          | 360          | 7.5          | 349          | 5.9          |
| <b>09 Rekreasi, Sukan dan Kebudayaan</b><br><i>Recreation, Sport and Culture</i>  | 297            | 4.7          | 246             | 4.4          | 238          | 4.9          | 184          | 3.1          |
| <b>10 Perkhidmatan Pendidikan</b><br><i>Education Services</i>  | 72             | 1.1          | 93              | 1.7          | 110          | 2.3          | 98           | 1.7          |
| <b>11 Restoran dan Perkhidmatan Penginapan</b><br><i>Restaurants and Accommodation Services</i>   | 790            | 12.5         | 793             | 14.2         | 699          | 14.5         | 1,184        | 20.0         |
| <b>Perbelanjaan makanan di luar rumah</b><br><i>Expenditure on food away from home</i>  | 606            | 9.6          | 623             | 11.2         | 558          | 11.6         | 969          | 16.4         |
| <b>Perbelanjaan minuman di luar rumah</b><br><i>Expenditure on beverages away from home</i>   | 113            | 1.8          | 125             | 2.2          | 110          | 2.3          | 169          | 2.9          |
| <b>Perkhidmatan penginapan &amp; lain-lain</b><br><i>Accommodation services &amp; others</i>  | 71             | 1.1          | 45              | 0.8          | 31           | 0.6          | 46           | 0.8          |
| <b>12 Insurans dan Perkhidmatan Kewangan</b><br><i>Insurance and Financial Services</i>   | 255            | 4.0          | 336             | 6.0          | 206          | 4.3          | 382          | 6.5          |
| <b>13 Penjagaan Diri, Perlindungan Sosial dan Pelbagai</b><br><i>Personal Care, Social Protection and Miscellaneous Goods and Services</i>    | 470            | 7.4          | 396             | 7.1          | 270          | 5.6          | 330          | 5.6          |
| <b>Komposisi perbelanjaan penggunaan isi rumah bulanan (01-13)</b><br><i>Composition of monthly household consumption expenditure (01-13)</i> | <b>6,321</b>   | <b>100.0</b> | <b>5,568</b>    | <b>100.0</b> | <b>4,819</b> | <b>100.0</b> | <b>5,906</b> | <b>100.0</b> |

Jadual 3.1: Komposisi perbelanjaan penggunaan isi rumah bulanan mengikut negeri dan strata, Malaysia, 2024 (samb.)  
 Table 3.1: Composition of monthly household consumption expenditure by state and strata, Malaysia, 2024 (cont'd)

| Kumpulan perbelanjaan<br>Expenditure groups   | Bandar / Urban |              |              |              |              |              |              |              |
|---|----------------|--------------|--------------|--------------|--------------|--------------|--------------|--------------|
|   | Perak          |              | Perlis       |              | Selangor     |              | Terengganu   |              |
|   | (RM)           | (%)          | (RM)         | (%)          | (RM)         | (%)          | (RM)         | (%)          |
| <b>01 Makanan dan Minuman</b><br><i>Food and Beverages</i>  | 813            | 18.1         | 853          | 20.1         | 839          | 11.4         | 1,127        | 20.4         |
| <b>Beras</b><br><i>Rice</i>   | 42             | 0.9          | 38           | 0.9          | 40           | 0.5          | 51           | 0.9          |
| <b>Roti &amp; bijirin lain</b><br><i>Bread &amp; other cereals</i>  | 65             | 1.5          | 61           | 1.4          | 131          | 1.8          | 91           | 1.6          |
| <b>Daging</b><br><i>Meat</i>  | 133            | 3.0          | 114          | 2.7          | 101          | 1.4          | 137          | 2.5          |
| <b>Ikan &amp; makanan laut</b><br><i>Fish &amp; seafood</i>   | 180            | 4.0          | 239          | 5.6          | 152          | 2.1          | 255          | 4.6          |
| <b>Susu, keju &amp; telur</b><br><i>Milk, cheese &amp; eggs</i>   | 68             | 1.5          | 54           | 1.3          | 54           | 0.7          | 70           | 1.3          |
| <b>Minyak &amp; lemak</b><br><i>Oils &amp; fats</i>   | 33             | 0.7          | 31           | 0.7          | 35           | 0.5          | 39           | 0.7          |
| <b>Buah-buahan</b><br><i>Fruits</i>   | 54             | 1.2          | 54           | 1.3          | 57           | 0.8          | 83           | 1.5          |
| <b>Sayur-sayuran</b><br><i>Vegetables</i>   | 85             | 1.9          | 96           | 2.3          | 73           | 1.0          | 139          | 2.5          |
| <b>Gula, jem, madu, coklat &amp; manisan</b><br><i>Sugar, jam, honey, chocolate &amp; confectionery</i>                                       | 28             | 0.6          | 28           | 0.7          | 26           | 0.4          | 39           | 0.7          |
| <b>Keluaran makanan t.t.t.I</b><br><i>Food products n.e.c</i>   | 87             | 1.9          | 103          | 2.4          | 130          | 1.8          | 172          | 3.1          |
| <b>Kopi, teh, koko &amp; minuman bukan alkohol</b><br><i>Coffee, tea, cocoa &amp; non-alcoholic beverages</i>                                 | 38             | 0.9          | 35           | 0.8          | 39           | 0.5          | 52           | 0.9          |
| <b>02 Minuman Alkohol dan Tembakau</b><br><i>Alcoholic Beverages and Tobacco</i>  | 90             | 2.0          | 51           | 1.2          | 91           | 1.3          | 60           | 1.1          |
| <b>03 Pakaian dan Kasut</b><br><i>Clothing and Footwear</i>   | 147            | 3.3          | 124          | 2.9          | 164          | 2.2          | 215          | 3.9          |
| <b>04 Perumahan, Air, Elektrik, Gas dan Bahan Api Lain</b><br><i>Housing, Water, Electricity, Gas and Other Fuels</i>                         | 995            | 22.1         | 805          | 19.0         | 1,743        | 23.7         | 975          | 17.6         |
| <b>05 Hiasan, Perkakasan dan Penyelenggaraan</b><br><i>Furnishings, Household Equipment and Routine Household Maintenance</i>                 | 212            | 4.7          | 164          | 3.9          | 380          | 5.2          | 335          | 6.0          |
| <b>06 Kesihatan</b><br><i>Health</i>  | 134            | 3.0          | 118          | 2.8          | 177          | 2.4          | 155          | 2.8          |
| <b>07 Pengangkutan</b><br><i>Transport</i>  | 446            | 9.9          | 605          | 14.2         | 758          | 10.3         | 539          | 9.7          |
| <b>08 Maklumat dan Komunikasi</b><br><i>Information and Communication</i>   | 282            | 6.3          | 282          | 6.6          | 507          | 6.9          | 353          | 6.4          |
| <b>09 Rekreasi, Sukan dan Kebudayaan</b><br><i>Recreation, Sport and Culture</i>  | 139            | 3.1          | 113          | 2.7          | 248          | 3.4          | 147          | 2.6          |
| <b>10 Perkhidmatan Pendidikan</b><br><i>Education Services</i>  | 47             | 1.1          | 69           | 1.6          | 119          | 1.6          | 88           | 1.6          |
| <b>11 Restoran dan Perkhidmatan Penginapan</b><br><i>Restaurants and Accommodation Services</i>   | 724            | 16.1         | 673          | 15.8         | 1,532        | 20.8         | 990          | 17.9         |
| <b>Perbelanjaan makanan di luar rumah</b><br><i>Expenditure on food away from home</i>  | 570            | 12.7         | 577          | 13.6         | 1,173        | 16.0         | 810          | 14.6         |
| <b>Perbelanjaan minuman di luar rumah</b><br><i>Expenditure on beverages away from home</i>   | 100            | 2.2          | 79           | 1.8          | 278          | 3.8          | 164          | 3.0          |
| <b>Perkhidmatan penginapan &amp; lain-lain</b><br><i>Accommodation services &amp; others</i>  | 54             | 1.2          | 17           | 0.4          | 81           | 1.1          | 15           | 0.3          |
| <b>12 Insurans dan Perkhidmatan Kewangan</b><br><i>Insurance and Financial Services</i>   | 186            | 4.1          | 154          | 3.6          | 440          | 6.0          | 150          | 2.7          |
| <b>13 Penjagaan Diri, Perlindungan Sosial dan Pelbagai</b><br><i>Personal Care, Social Protection and Miscellaneous Goods and Services</i>    | 277            | 6.2          | 238          | 5.6          | 351          | 4.8          | 404          | 7.3          |
| <b>Komposisi perbelanjaan penggunaan isi rumah bulanan (01-13)</b><br><i>Composition of monthly household consumption expenditure (01-13)</i> | <b>4,492</b>   | <b>100.0</b> | <b>4,249</b> | <b>100.0</b> | <b>7,349</b> | <b>100.0</b> | <b>5,538</b> | <b>100.0</b> |

Jadual 3.1: Komposisi perbelanjaan penggunaan isi rumah bulanan mengikut negeri dan strata, Malaysia, 2024 (samb.)

Table 3.1: Composition of monthly household consumption expenditure by state and strata, Malaysia, 2024 (cont'd)

| Kumpulan perbelanjaan<br><i>Expenditure groups</i>   | Bandar / Urban |              |              |              |                   |              |              |              |                |              |
|--|----------------|--------------|--------------|--------------|-------------------|--------------|--------------|--------------|----------------|--------------|
|  | Sabah          |              | Sarawak      |              | W.P. Kuala Lumpur |              | W.P. Labuan  |              | W.P. Putrajaya |              |
|  | (RM)           | (%)          | (RM)         | (%)          | (RM)              | (%)          | (RM)         | (%)          | (RM)           | (%)          |
| <b>01 Makanan dan Minuman</b><br><i>Food and Beverages</i>   | 801            | 19.6         | 1,020        | 20.3         | 976               | 11.9         | 766          | 16.8         | 817            | 8.9          |
| Beras<br><i>Rice</i>   | 62             | 1.5          | 54           | 1.1          | 48                | 0.6          | 41           | 0.9          | 49             | 0.5          |
| Roti & bijirin lain<br><i>Bread &amp; other cereals</i>  | 72             | 1.8          | 90           | 1.8          | 78                | 0.9          | 80           | 1.8          | 68             | 0.7          |
| Daging<br><i>Meat</i>  | 139            | 3.4          | 204          | 4.1          | 127               | 1.5          | 149          | 3.3          | 146            | 1.6          |
| Ikan & makanan laut<br><i>Fish &amp; seafood</i>   | 142            | 3.5          | 206          | 4.1          | 177               | 2.2          | 120          | 2.7          | 146            | 1.6          |
| Susu, keju & telur<br><i>Milk, cheese &amp; eggs</i>   | 61             | 1.5          | 79           | 1.6          | 58                | 0.7          | 54           | 1.2          | 71             | 0.8          |
| Minyak & lemak<br><i>Oils &amp; fats</i>   | 29             | 0.7          | 34           | 0.7          | 39                | 0.5          | 24           | 0.5          | 34             | 0.4          |
| Buah-buahan<br><i>Fruits</i>   | 54             | 1.3          | 71           | 1.4          | 204               | 2.5          | 35           | 0.8          | 63             | 0.7          |
| Sayur-sayuran<br><i>Vegetables</i>   | 85             | 2.1          | 98           | 2.0          | 88                | 1.1          | 63           | 1.4          | 74             | 0.8          |
| Gula, jem, madu, coklat & manisan<br><i>Sugar, jam, honey, chocolate &amp; confectionery</i>   | 22             | 0.5          | 23           | 0.5          | 24                | 0.3          | 23           | 0.5          | 29             | 0.3          |
| Keluaran makanan t.t.t.l<br><i>Food products n.e.c</i>   | 79             | 1.9          | 94           | 1.9          | 88                | 1.1          | 96           | 2.1          | 97             | 1.1          |
| Kopi, teh, koko & minuman bukan alkohol<br><i>Coffee, tea, cocoa &amp; non-alcoholic beverages</i>   | 56             | 1.4          | 67           | 1.3          | 43                | 0.5          | 73           | 1.6          | 41             | 0.4          |
| <b>02 Minuman Alkohol dan Tembakau</b><br><i>Alcoholic Beverages and Tobacco</i>   | 73             | 1.8          | 98           | 2.0          | 96                | 1.2          | 67           | 1.4          | 59             | 0.6          |
| <b>03 Pakaian dan Kasut</b><br><i>Clothing and Footwear</i>  | 111            | 2.7          | 143          | 2.8          | 141               | 1.7          | 153          | 3.3          | 209            | 2.3          |
| <b>04 Perumahan, Air, Elektrik, Gas dan Bahan Api Lain</b><br><i>Housing, Water, Electricity, Gas and Other Fuels</i>  | 1,147          | 28.1         | 1,318        | 26.3         | 2,497             | 30.5         | 1,264        | 27.7         | 2,766          | 30.1         |
| <b>05 Hiasan, Perkakasan dan Penyelenggaraan Isi Rumah</b><br><i>Furnishings, Household Equipment and Routine Household Maintenance</i>                              | 145            | 3.6          | 222          | 4.4          | 348               | 4.3          | 221          | 4.9          | 408            | 4.4          |
| <b>06 Kesihatan</b><br><i>Health</i>   | 93             | 2.3          | 118          | 2.4          | 170               | 2.1          | 77           | 1.7          | 184            | 2.0          |
| <b>07 Pengangkutan</b><br><i>Transport</i>   | 441            | 10.8         | 517          | 10.3         | 868               | 10.6         | 571          | 12.5         | 1,145          | 12.5         |
| <b>08 Maklumat dan Komunikasi</b><br><i>Information and Communication</i>  | 284            | 7.0          | 326          | 6.5          | 470               | 5.8          | 354          | 7.8          | 565            | 6.2          |
| <b>09 Rekreasi, Sukan dan Kebudayaan</b><br><i>Recreation, Sport and Culture</i>   | 77             | 1.9          | 155          | 3.1          | 298               | 3.6          | 81           | 1.8          | 405            | 4.4          |
| <b>10 Perkhidmatan Pendidikan</b><br><i>Education Services</i>   | 60             | 1.5          | 53           | 1.1          | 84                | 1.0          | 48           | 1.1          | 233            | 2.5          |
| <b>11 Restoran dan Perkhidmatan Penginapan</b><br><i>Restaurants and Accommodation Services</i>  | 468            | 11.5         | 602          | 12.0         | 1,346             | 16.5         | 560          | 12.3         | 1,487          | 16.2         |
| Perbelanjaan makanan di luar rumah<br><i>Expenditure on food away from home</i>  | 372            | 9.1          | 492          | 9.8          | 1,043             | 12.8         | 459          | 10.2         | 1,175          | 12.8         |
| Perbelanjaan minuman di luar rumah<br><i>Expenditure on beverages away from home</i>   | 79             | 1.9          | 82           | 1.6          | 232               | 2.8          | 93           | 2.0          | 209            | 2.3          |
| Perkhidmatan penginapan & lain-lain<br><i>Accommodation services &amp; others</i>  | 17             | 0.4          | 29           | 0.6          | 70                | 0.9          | 8            | 0.1          | 103            | 1.1          |
| <b>12 Insurans dan Perkhidmatan Kewangan</b><br><i>Insurance and Financial Services</i>  | 120            | 2.9          | 138          | 2.7          | 417               | 5.1          | 142          | 3.1          | 330            | 3.6          |
| <b>13 Penjagaan Diri, Perlindungan Sosial dan Pelbagai Barangan dan Perkhidmatan</b><br><i>Personal Care, Social Protection and Miscellaneous Goods and Services</i> | 256            | 6.3          | 308          | 6.1          | 466               | 5.7          | 254          | 5.6          | 577            | 6.3          |
| <b>Komposisi perbelanjaan penggunaan isi rumah bulanan (01-13)</b><br><i>Composition of monthly household consumption expenditure (01-13)</i>                        | <b>4,076</b>   | <b>100.0</b> | <b>5,018</b> | <b>100.0</b> | <b>8,178</b>      | <b>100.0</b> | <b>4,560</b> | <b>100.0</b> | <b>9,186</b>   | <b>100.0</b> |

Jadual 3.1: Komposisi perbelanjaan penggunaan isi rumah bulanan mengikut negeri dan strata, Malaysia, 2024 (samb.)  
Table 3.1: Composition of monthly household consumption expenditure by state and strata, Malaysia, 2024 (cont'd)

| Kumpulan perbelanjaan<br>Expenditure groups  | Luar Bandar / Rural |              |              |              |              |              |              |              |
|--|---------------------|--------------|--------------|--------------|--------------|--------------|--------------|--------------|
|  | Jumlah<br>Total     |              | Johor        |              | Kedah        |              | Kelantan     |              |
|  | (RM)                | (%)          | (RM)         | (%)          | (RM)         | (%)          | (RM)         | (%)          |
| <b>01 Makanan dan Minuman</b><br><i>Food and Beverages</i>   | 864                 | 23.0         | 965          | 20.2         | 804          | 22.4         | 824          | 23.8         |
| <b>Beras</b><br><i>Rice</i>  | 52                  | 1.4          | 45           | 0.9          | 45           | 1.3          | 50           | 1.5          |
| <b>Roti &amp; bijirin lain</b><br><i>Bread &amp; other cereals</i>   | 69                  | 1.8          | 63           | 1.3          | 61           | 1.7          | 69           | 2.0          |
| <b>Daging</b><br><i>Meat</i>   | 134                 | 3.6          | 128          | 2.7          | 118          | 3.3          | 136          | 3.9          |
| <b>Ikan &amp; makanan laut</b><br><i>Fish &amp; seafood</i>  | 202                 | 5.4          | 293          | 6.1          | 204          | 5.7          | 191          | 5.5          |
| <b>Susu, keju &amp; telur</b><br><i>Milk, cheese &amp; eggs</i>  | 58                  | 1.5          | 67           | 1.4          | 47           | 1.3          | 51           | 1.5          |
| <b>Minyak &amp; lemak</b><br><i>Oils &amp; fats</i>  | 29                  | 0.8          | 36           | 0.8          | 26           | 0.7          | 24           | 0.7          |
| <b>Buah-buahan</b><br><i>Fruits</i>  | 54                  | 1.4          | 54           | 1.1          | 47           | 1.3          | 60           | 1.7          |
| <b>Sayur-sayuran</b><br><i>Vegetables</i>  | 97                  | 2.6          | 103          | 2.2          | 102          | 2.8          | 77           | 2.2          |
| <b>Gula, jem, madu, coklat &amp; manisan</b><br><i>Sugar, jam, honey, chocolate &amp; confectionery</i>  | 23                  | 0.6          | 23           | 0.5          | 22           | 0.6          | 31           | 0.9          |
| <b>Keluaran makanan t.t.t.I</b><br><i>Food products n.e.c</i>  | 101                 | 2.7          | 114          | 2.4          | 105          | 2.9          | 98           | 2.8          |
| <b>Kopi, teh, koko &amp; minuman bukan alkohol</b><br><i>Coffee, tea, cocoa &amp; non-alcoholic beverages</i>  | 45                  | 1.2          | 39           | 0.8          | 28           | 0.8          | 37           | 1.1          |
| <b>02 Minuman Alkohol dan Tembakau</b><br><i>Alcoholic Beverages and Tobacco</i>   | 84                  | 2.2          | 106          | 2.2          | 60           | 1.7          | 68           | 2.0          |
| <b>03 Pakaian dan Kasut</b><br><i>Clothing and Footwear</i>  | 121                 | 3.2          | 148          | 3.1          | 170          | 4.7          | 104          | 3.0          |
| <b>04 Perumahan, Air, Elektrik, Gas dan Bahan Api Lain</b><br><i>Housing, Water, Electricity, Gas and Other Fuels</i>  | 760                 | 20.3         | 924          | 19.3         | 626          | 17.4         | 628          | 18.1         |
| <b>05 Hiasan, Perkakasan dan Penyelenggaraan<br/>Isi Rumah</b><br><i>Furnishings, Household Equipment and Routine<br/>Household Maintenance</i>                              | 163                 | 4.4          | 204          | 4.3          | 164          | 4.6          | 126          | 3.6          |
| <b>06 Kesihatan</b><br><i>Health</i>   | 101                 | 2.7          | 193          | 4.0          | 104          | 2.9          | 56           | 1.6          |
| <b>07 Pengangkutan</b><br><i>Transport</i>   | 435                 | 11.6         | 585          | 12.2         | 467          | 13.0         | 449          | 13.0         |
| <b>08 Maklumat dan Komunikasi</b><br><i>Information and Communication</i>  | 212                 | 5.7          | 293          | 6.1          | 201          | 5.6          | 167          | 4.8          |
| <b>09 Rekreasi, Sukan dan Kebudayaan</b><br><i>Recreation, Sport and Culture</i>   | 90                  | 2.4          | 135          | 2.8          | 69           | 1.9          | 54           | 1.5          |
| <b>10 Perkhidmatan Pendidikan</b><br><i>Education Services</i>   | 38                  | 1.0          | 53           | 1.1          | 44           | 1.2          | 37           | 1.1          |
| <b>11 Restoran dan Perkhidmatan Penginapan</b><br><i>Restaurants and Accommodation Services</i>  | 559                 | 14.9         | 721          | 15.1         | 592          | 16.5         | 665          | 19.2         |
| <b>Perbelanjaan makanan di luar rumah</b><br><i>Expenditure on food away from home</i>   | 459                 | 12.2         | 555          | 11.6         | 498          | 13.9         | 578          | 16.7         |
| <b>Perbelanjaan minuman di luar rumah</b><br><i>Expenditure on beverages away from home</i>  | 84                  | 2.3          | 145          | 3.1          | 74           | 2.1          | 77           | 2.2          |
| <b>Perkhidmatan penginapan &amp; lain-lain</b><br><i>Accommodation services &amp; others</i>   | 16                  | 0.4          | 21           | 0.4          | 20           | 0.5          | 10           | 0.3          |
| <b>12 Insurans dan Perkhidmatan Kewangan</b><br><i>Insurance and Financial Services</i>  | 108                 | 2.9          | 170          | 3.6          | 102          | 2.9          | 69           | 2.0          |
| <b>13 Penjagaan Diri, Perlindungan Sosial dan Pelbagai<br/>Barangan dan Perkhidmatan</b><br><i>Personal Care, Social Protection and Miscellaneous Goods<br/>and Services</i> | 215                 | 5.7          | 287          | 6.0          | 185          | 5.2          | 219          | 6.3          |
| <b>Komposisi perbelanjaan penggunaan<br/>isi rumah bulanan (01-13)</b><br><i>Composition of monthly household consumption expenditure<br/>(01-13)</i>                        | <b>3,750</b>        | <b>100.0</b> | <b>4,784</b> | <b>100.0</b> | <b>3,588</b> | <b>100.0</b> | <b>3,466</b> | <b>100.0</b> |

Jadual 3.1: Komposisi perbelanjaan penggunaan isi rumah bulanan mengikut negeri dan strata, Malaysia, 2024 (samb.)  
 Table 3.1: Composition of monthly household consumption expenditure by state and strata, Malaysia, 2024 (cont'd)

| Kumpulan perbelanjaan<br>Expenditure groups  | Luar Bandar / Rural |              |                 |              |              |              |              |              |
|--|---------------------|--------------|-----------------|--------------|--------------|--------------|--------------|--------------|
|  | Melaka              |              | Negeri Sembilan |              | Pahang       |              | Pulau Pinang |              |
|  | (RM)                | (%)          | (RM)            | (%)          | (RM)         | (%)          | (RM)         | (%)          |
| <b>01 Makanan dan Minuman</b><br><i>Food and Beverages</i>   | 1,065               | 21.2         | 832             | 21.0         | 865          | 22.5         | 690          | 13.5         |
| <b>Beras</b><br><i>Rice</i>  | 49                  | 1.0          | 62              | 1.6          | 45           | 1.2          | 41           | 0.8          |
| <b>Roti &amp; bijirin lain</b><br><i>Bread &amp; other cereals</i>   | 86                  | 1.7          | 54              | 1.4          | 69           | 1.8          | 59           | 1.1          |
| <b>Daging</b><br><i>Meat</i>   | 119                 | 2.4          | 175             | 4.4          | 110          | 2.9          | 91           | 1.8          |
| <b>Ikan &amp; makanan laut</b><br><i>Fish &amp; seafood</i>  | 261                 | 5.2          | 199             | 5.0          | 221          | 5.8          | 174          | 3.4          |
| <b>Susu, keju &amp; telur</b><br><i>Milk, cheese &amp; eggs</i>  | 68                  | 1.3          | 60              | 1.5          | 63           | 1.6          | 55           | 1.1          |
| <b>Minyak &amp; lemak</b><br><i>Oils &amp; fats</i>  | 43                  | 0.9          | 28              | 0.7          | 36           | 0.9          | 26           | 0.5          |
| <b>Buah-buahan</b><br><i>Fruits</i>  | 74                  | 1.5          | 35              | 0.9          | 55           | 1.4          | 50           | 1.0          |
| <b>Sayur-sayuran</b><br><i>Vegetables</i>  | 127                 | 2.5          | 68              | 1.7          | 100          | 2.6          | 71           | 1.4          |
| <b>Gula, jem, madu, coklat &amp; manisan</b><br><i>Sugar, jam, honey, chocolate &amp; confectionery</i>  | 37                  | 0.7          | 20              | 0.5          | 26           | 0.7          | 19           | 0.4          |
| <b>Keluaran makanan t.t.t.I</b><br><i>Food products n.e.c</i>  | 149                 | 3.0          | 98              | 2.5          | 107          | 2.8          | 79           | 1.5          |
| <b>Kopi, teh, koko &amp; minuman bukan alkohol</b><br><i>Coffee, tea, cocoa &amp; non-alcoholic beverages</i>  | 52                  | 1.0          | 33              | 0.8          | 34           | 0.9          | 26           | 0.5          |
| <b>02 Minuman Alkohol dan Tembakau</b><br><i>Alcoholic Beverages and Tobacco</i>   | 93                  | 1.8          | 123             | 3.1          | 88           | 2.3          | 80           | 1.6          |
| <b>03 Pakaian dan Kasut</b><br><i>Clothing and Footwear</i>  | 246                 | 5.0          | 103             | 2.6          | 116          | 3.0          | 178          | 3.5          |
| <b>04 Perumahan, Air, Elektrik, Gas dan Bahan Api Lain</b><br><i>Housing, Water, Electricity, Gas and Other Fuels</i>  | 945                 | 18.8         | 784             | 19.8         | 735          | 19.2         | 971          | 19.0         |
| <b>05 Hiasan, Perkakasan dan Penyelenggaraan</b><br><i>Furnishings, Household Equipment and Routine Household Maintenance</i>  | 272                 | 5.4          | 172             | 4.4          | 188          | 4.9          | 232          | 4.5          |
| <b>06 Kesihatan</b><br><i>Health</i>   | 152                 | 3.0          | 120             | 3.0          | 107          | 2.8          | 137          | 2.7          |
| <b>07 Pengangkutan</b><br><i>Transport</i>   | 646                 | 12.8         | 417             | 10.5         | 452          | 11.8         | 616          | 12.0         |
| <b>08 Maklumat dan Komunikasi</b><br><i>Information and Communication</i>  | 292                 | 5.8          | 183             | 4.6          | 230          | 6.0          | 298          | 5.8          |
| <b>09 Rekreasi, Sukan dan Kebudayaan</b><br><i>Recreation, Sport and Culture</i>   | 179                 | 3.6          | 144             | 3.6          | 117          | 3.0          | 180          | 3.5          |
| <b>10 Perkhidmatan Pendidikan</b><br><i>Education Services</i>   | 17                  | 0.3          | 47              | 1.2          | 68           | 1.8          | 82           | 1.6          |
| <b>11 Restoran dan Perkhidmatan Penginapan</b><br><i>Restaurants and Accommodation Services</i>  | 601                 | 11.9         | 599             | 15.1         | 539          | 14.0         | 1,096        | 21.4         |
| <b>Perbelanjaan makanan di luar rumah</b><br><i>Expenditure on food away from home</i>   | 446                 | 8.9          | 487             | 12.3         | 443          | 11.5         | 915          | 17.9         |
| <b>Perbelanjaan minuman di luar rumah</b><br><i>Expenditure on beverages away from home</i>  | 89                  | 1.8          | 88              | 2.2          | 81           | 2.1          | 156          | 3.0          |
| <b>Perkhidmatan penginapan &amp; lain-lain</b><br><i>Accommodation services &amp; others</i>   | 65                  | 1.3          | 24              | 0.6          | 15           | 0.4          | 25           | 0.5          |
| <b>12 Insurans dan Perkhidmatan Kewangan</b><br><i>Insurance and Financial Services</i>  | 144                 | 2.8          | 184             | 4.6          | 121          | 3.1          | 288          | 5.6          |
| <b>13 Penjagaan Diri, Perlindungan Sosial dan Pelbagai Barangan dan Perkhidmatan</b><br><i>Personal Care, Social Protection and Miscellaneous Goods and Services</i> | 382                 | 7.6          | 255             | 6.4          | 213          | 5.6          | 272          | 5.3          |
| <b>Komposisi perbelanjaan penggunaan isi rumah bulanan (01-13)</b><br><i>Composition of monthly household consumption expenditure (01-13)</i>                        | <b>5,034</b>        | <b>100.0</b> | <b>3,963</b>    | <b>100.0</b> | <b>3,839</b> | <b>100.0</b> | <b>5,120</b> | <b>100.0</b> |

Jadual 3.1: Komposisi perbelanjaan penggunaan isi rumah bulanan mengikut negeri dan strata, Malaysia, 2024 (samb.)  
 Table 3.1: Composition of monthly household consumption expenditure by state and strata, Malaysia, 2024 (cont'd)

| Kumpulan perbelanjaan<br>Expenditure groups  | Luar Bandar / Rural |              |              |              |              |              |              |              |
|--|---------------------|--------------|--------------|--------------|--------------|--------------|--------------|--------------|
|  | Perak               |              | Perlis       |              | Selangor     |              | Terengganu   |              |
|  | (RM)                | (%)          | (RM)         | (%)          | (RM)         | (%)          | (RM)         | (%)          |
| <b>01 Makanan dan Minuman</b><br><i>Food and Beverages</i>   | 843                 | 24.1         | 841          | 21.7         | 784          | 14.7         | 1,102        | 23.7         |
| <b>Beras</b><br><i>Rice</i>  | 41                  | 1.2          | 38           | 1.0          | 38           | 0.7          | 45           | 1.0          |
| <b>Roti &amp; bijirin lain</b><br><i>Bread &amp; other cereals</i>   | 66                  | 1.9          | 62           | 1.6          | 100          | 1.9          | 80           | 1.7          |
| <b>Daging</b><br><i>Meat</i>   | 119                 | 3.4          | 112          | 2.9          | 96           | 1.8          | 143          | 3.1          |
| <b>Ikan &amp; makanan laut</b><br><i>Fish &amp; seafood</i>  | 197                 | 5.6          | 227          | 5.8          | 138          | 2.6          | 260          | 5.6          |
| <b>Susu, keju &amp; telur</b><br><i>Milk, cheese &amp; eggs</i>  | 63                  | 1.8          | 53           | 1.4          | 46           | 0.9          | 64           | 1.4          |
| <b>Minyak &amp; lemak</b><br><i>Oils &amp; fats</i>  | 30                  | 0.9          | 31           | 0.8          | 31           | 0.6          | 33           | 0.7          |
| <b>Buah-buahan</b><br><i>Fruits</i>  | 53                  | 1.5          | 50           | 1.3          | 50           | 0.9          | 81           | 1.7          |
| <b>Sayur-sayuran</b><br><i>Vegetables</i>  | 108                 | 3.1          | 100          | 2.6          | 74           | 1.4          | 142          | 3.0          |
| <b>Gula, jem, madu, coklat &amp; manisan</b><br><i>Sugar, jam, honey, chocolate &amp; confectionery</i>  | 22                  | 0.6          | 25           | 0.6          | 23           | 0.4          | 41           | 0.9          |
| <b>Keluaran makanan t.t.t.I</b><br><i>Food products n.e.c</i>  | 103                 | 2.9          | 110          | 2.8          | 161          | 3.0          | 164          | 3.5          |
| <b>Kopi, teh, koko &amp; minuman bukan alkohol</b><br><i>Coffee, tea, cocoa &amp; non-alcoholic beverages</i>  | 41                  | 1.2          | 33           | 0.9          | 27           | 0.5          | 49           | 1.1          |
| <b>02 Minuman Alkohol dan Tembakau</b><br><i>Alcoholic Beverages and Tobacco</i>   | 83                  | 2.4          | 67           | 1.7          | 75           | 1.4          | 70           | 1.5          |
| <b>03 Pakaian dan Kasut</b><br><i>Clothing and Footwear</i>  | 133                 | 3.8          | 118          | 3.1          | 114          | 2.1          | 169          | 3.6          |
| <b>04 Perumahan, Air, Elektrik, Gas dan Bahan Api Lain</b><br><i>Housing, Water, Electricity, Gas and Other Fuels</i>  | 681                 | 19.4         | 724          | 18.7         | 1,117        | 20.9         | 817          | 17.5         |
| <b>05 Hiasan, Perkakasan dan Penyelenggaraan</b><br><i>Furnishings, Household Equipment and Routine Household Maintenance</i>  | 155                 | 4.4          | 146          | 3.8          | 261          | 4.9          | 262          | 5.6          |
| <b>06 Kesihatan</b><br><i>Health</i>   | 99                  | 2.8          | 130          | 3.4          | 185          | 3.5          | 121          | 2.6          |
| <b>07 Pengangkutan</b><br><i>Transport</i>   | 376                 | 10.7         | 495          | 12.8         | 622          | 11.7         | 486          | 10.4         |
| <b>08 Maklumat dan Komunikasi</b><br><i>Information and Communication</i>  | 198                 | 5.6          | 245          | 6.3          | 373          | 7.0          | 285          | 6.1          |
| <b>09 Rekreasi, Sukan dan Kebudayaan</b><br><i>Recreation, Sport and Culture</i>   | 67                  | 1.9          | 73           | 1.9          | 191          | 3.6          | 97           | 2.1          |
| <b>10 Perkhidmatan Pendidikan</b><br><i>Education Services</i>   | 26                  | 0.8          | 67           | 1.7          | 71           | 1.3          | 57           | 1.2          |
| <b>11 Restoran dan Perkhidmatan Penginapan</b><br><i>Restaurants and Accommodation Services</i>  | 552                 | 15.8         | 604          | 15.6         | 1,037        | 19.4         | 795          | 17.1         |
| <b>Perbelanjaan makanan di luar rumah</b><br><i>Expenditure on food away from home</i>   | 449                 | 12.8         | 521          | 13.5         | 820          | 15.4         | 649          | 13.9         |
| <b>Perbelanjaan minuman di luar rumah</b><br><i>Expenditure on beverages away from home</i>  | 80                  | 2.3          | 70           | 1.8          | 187          | 3.5          | 137          | 2.9          |
| <b>Perkhidmatan penginapan &amp; lain-lain</b><br><i>Accommodation services &amp; others</i>   | 23                  | 0.7          | 13           | 0.3          | 30           | 0.6          | 9            | 0.2          |
| <b>12 Insurans dan Perkhidmatan Kewangan</b><br><i>Insurance and Financial Services</i>  | 96                  | 2.7          | 145          | 3.7          | 261          | 4.9          | 103          | 2.2          |
| <b>13 Penjagaan Diri, Perlindungan Sosial dan Pelbagai Barangan dan Perkhidmatan</b><br><i>Personal Care, Social Protection and Miscellaneous Goods and Services</i> | 197                 | 5.6          | 216          | 5.6          | 245          | 4.6          | 298          | 6.4          |
| <b>Komposisi perbelanjaan penggunaan isi rumah bulanan (01-13)</b><br><i>Composition of monthly household consumption expenditure (01-13)</i>                        | <b>3,506</b>        | <b>100.0</b> | <b>3,871</b> | <b>100.0</b> | <b>5,336</b> | <b>100.0</b> | <b>4,662</b> | <b>100.0</b> |

Jadual 3.1: Komposisi perbelanjaan penggunaan isi rumah bulanan mengikut negeri dan strata, Malaysia, 2024 (samb.)  
 Table 3.1: Composition of monthly household consumption expenditure by state and strata, Malaysia, 2024 (cont'd)

| Kumpulan perbelanjaan<br><i>Expenditure groups</i>   | Luar Bandar / Rural |              |              |              |              |              |
|--|---------------------|--------------|--------------|--------------|--------------|--------------|
|  | Sabah               |              | Sarawak      |              | W.P. Labuan  |              |
|  | (RM)                | (%)          | (RM)         | (%)          | (RM)         | (%)          |
| <b>01 Makanan dan Minuman</b><br><i>Food and Beverages</i>   | 812                 | 28.1         | 885          | 27.2         | 683          | 17.4         |
| <b>Beras</b><br><i>Rice</i>  | 71                  | 2.5          | 54           | 1.7          | 35           | 0.9          |
| <b>Roti &amp; bijirin lain</b><br><i>Bread &amp; other cereals</i>   | 73                  | 2.5          | 71           | 2.2          | 62           | 1.6          |
| <b>Daging</b><br><i>Meat</i>   | 130                 | 4.5          | 184          | 5.6          | 141          | 3.6          |
| <b>Ikan &amp; makanan laut</b><br><i>Fish &amp; seafood</i>  | 151                 | 5.2          | 183          | 5.6          | 122          | 3.1          |
| <b>Susu, keju &amp; telur</b><br><i>Milk, cheese &amp; eggs</i>  | 59                  | 2.1          | 58           | 1.8          | 46           | 1.2          |
| <b>Minyak &amp; lemak</b><br><i>Oils &amp; fats</i>  | 23                  | 0.8          | 26           | 0.8          | 21           | 0.5          |
| <b>Buah-buahan</b><br><i>Fruits</i>  | 52                  | 1.8          | 51           | 1.6          | 27           | 0.7          |
| <b>Sayur-sayuran</b><br><i>Vegetables</i>  | 91                  | 3.2          | 101          | 3.1          | 70           | 1.8          |
| <b>Gula, jem, madu, coklat &amp; manisan</b><br><i>Sugar, jam, honey, chocolate &amp; confectionery</i>  | 19                  | 0.7          | 16           | 0.5          | 18           | 0.4          |
| <b>Keluaran makanan t.t.t.l</b><br><i>Food products n.e.c</i>  | 75                  | 2.6          | 76           | 2.3          | 93           | 2.4          |
| <b>Kopi, teh, koko &amp; minuman bukan alkohol</b><br><i>Coffee, tea, cocoa &amp; non-alcoholic beverages</i>  | 65                  | 2.3          | 65           | 2.0          | 49           | 1.2          |
| <b>02 Minuman Alkohol dan Tembakau</b><br><i>Alcoholic Beverages and Tobacco</i>   | 65                  | 2.2          | 112          | 3.5          | 48           | 1.2          |
| <b>03 Pakaian dan Kasut</b><br><i>Clothing and Footwear</i>  | 80                  | 2.8          | 102          | 3.2          | 136          | 3.5          |
| <b>04 Perumahan, Air, Elektrik, Gas dan Bahan Api Lain</b><br><i>Housing, Water, Electricity, Gas and Other Fuels</i>  | 747                 | 25.9         | 723          | 22.2         | 1,190        | 30.3         |
| <b>05 Hiasan, Perkakasan dan Penyelenggaraan Isi Rumah</b><br><i>Furnishings, Household Equipment and Routine Household Maintenance</i>                              | 102                 | 3.5          | 134          | 4.1          | 217          | 5.5          |
| <b>06 Kesihatan</b><br><i>Health</i>   | 55                  | 1.9          | 60           | 1.8          | 87           | 2.2          |
| <b>07 Pengangkutan</b><br><i>Transport</i>   | 317                 | 11.0         | 348          | 10.7         | 333          | 8.5          |
| <b>08 Maklumat dan Komunikasi</b><br><i>Information and Communication</i>  | 154                 | 5.3          | 174          | 5.3          | 297          | 7.6          |
| <b>09 Rekreasi, Sukan dan Kebudayaan</b><br><i>Recreation, Sport and Culture</i>   | 36                  | 1.2          | 94           | 2.9          | 76           | 1.9          |
| <b>10 Perkhidmatan Pendidikan</b><br><i>Education Services</i>   | 14                  | 0.5          | 13           | 0.4          | 26           | 0.7          |
| <b>11 Restoran dan Perkhidmatan Penginapan</b><br><i>Restaurants and Accommodation Services</i>  | 293                 | 10.2         | 363          | 11.2         | 513          | 13.1         |
| <b>Perbelanjaan makanan di luar rumah</b><br><i>Expenditure on food away from home</i>   | 240                 | 8.3          | 308          | 9.5          | 413          | 10.5         |
| <b>Perbelanjaan minuman di luar rumah</b><br><i>Expenditure on beverages away from home</i>  | 45                  | 1.6          | 45           | 1.4          | 97           | 2.5          |
| <b>Perkhidmatan penginapan &amp; lain-lain</b><br><i>Accommodation services &amp; others</i>   | 9                   | 0.3          | 10           | 0.3          | 3            | 0.1          |
| <b>12 Insurans dan Perkhidmatan Kewangan</b><br><i>Insurance and Financial Services</i>  | 54                  | 1.9          | 60           | 1.8          | 87           | 2.2          |
| <b>13 Penjagaan Diri, Perlindungan Sosial dan Pelbagai Barangan dan Perkhidmatan</b><br><i>Personal Care, Social Protection and Miscellaneous Goods and Services</i> | 159                 | 5.5          | 184          | 5.7          | 230          | 5.9          |
| <b>Komposisi perbelanjaan penggunaan isi rumah bulanan (01-13)</b><br><i>Composition of monthly household consumption expenditure (01-13)</i>                        | <b>2,888</b>        | <b>100.0</b> | <b>3,252</b> | <b>100.0</b> | <b>3,923</b> | <b>100.0</b> |

Jadual 3.2: Perbelanjaan penggunaan isi rumah bulanan purata mengikut kumpulan etnik ketua isi rumah dan strata, Malaysia, 2024  
Table 3.2: Mean monthly household consumption expenditure by ethnic groups of the head of household and strata, Malaysia, 2024

| Kumpulan perbelanjaan<br>Expenditure groups  | Bandar / Urban  |  |              |                 |                  |                     | (RM)  |
|--|-----------------|--|--------------|-----------------|------------------|---------------------|---|
|  | Jumlah<br>Total | Warganegara Malaysia<br>Malaysian citizens |              |                 |                  |                     | Bukan<br>warganegara<br>Malaysia<br>Non-Malaysian<br>citizens |
|  |                 | Jumlah<br>warganegara<br>Total citizens    | Bumiputera   | Cina<br>Chinese | India<br>Indians | Lain-lain<br>Others |   |
| <b>01 Makanan dan Minuman</b><br><i>Food and Beverages</i>   | 879             | 886  | 887          | 902             | 833              | 776                 | 742   |
| <b>Beras</b><br><i>Rice</i>  | 46              | 46   | 47           | 44              | 44               | 45                  | 46  |
| <b>Roti &amp; bijirin lain</b><br><i>Bread &amp; other cereals</i>   | 88              | 88   | 91           | 84              | 82               | 68                  | 88  |
| <b>Daging</b><br><i>Meat</i>   | 124             | 124  | 126          | 134             | 86               | 100                 | 107   |
| <b>Ikan &amp; makanan laut</b><br><i>Fish &amp; seafood</i>  | 190             | 193  | 192          | 198             | 185              | 154                 | 137   |
| <b>Susu, keju &amp; telur</b><br><i>Milk, cheese &amp; eggs</i>  | 61              | 62   | 58           | 69              | 68               | 64                  | 43  |
| <b>Minyak &amp; lemak</b><br><i>Oils &amp; fats</i>  | 35              | 35   | 33           | 37              | 39               | 32                  | 31  |
| <b>Buah-buahan</b><br><i>Fruits</i>  | 73              | 74   | 66           | 94              | 64               | 58                  | 65  |
| <b>Sayur-sayuran</b><br><i>Vegetables</i>  | 86              | 86   | 87           | 86              | 87               | 80                  | 81  |
| <b>Gula, jem, madu, coklat &amp; manisan</b><br><i>Sugar, jam, honey, chocolate &amp; confectionery</i>  | 26              | 26   | 27           | 25              | 24               | 25                  | 20  |
| <b>Keluaran makanan t.t.t.l</b><br><i>Food products n.e.c</i>  | 109             | 110  | 120          | 87              | 117              | 114                 | 83  |
| <b>Kopi, teh, koko &amp; minuman bukan alkohol</b><br><i>Coffee, tea, cocoa &amp; non-alcoholic beverages</i>  | 41              | 42   | 41           | 45              | 36               | 36                  | 41  |
| <b>02 Minuman Alkohol dan Tembakau</b><br><i>Alcoholic Beverages and Tobacco</i>   | 94              | 94   | 59           | 157             | 124              | 86                  | 96  |
| <b>03 Pakaian dan Kasut</b><br><i>Clothing and Footwear</i>  | 160             | 162  | 174          | 143             | 144              | 117                 | 117   |
| <b>04 Perumahan, Air, Elektrik, Gas dan Bahan Api Lain</b><br><i>Housing, Water, Electricity, Gas and Other Fuels</i>  | 1,469           | 1,471                                      | 1,271        | 1,885           | 1,458            | 1,251               | 1,430   |
| <b>05 Hiasan, Perkakasan dan Penyelenggaraan Isi Rumah</b><br><i>Furnishings, Household Equipment and Routine Household Maintenance</i>                              | 288             | 291  | 273          | 329             | 289              | 220                 | 222   |
| <b>06 Kesihatan</b><br><i>Health</i>   | 160             | 163  | 134          | 218             | 176              | 140                 | 107   |
| <b>07 Pengangkutan</b><br><i>Transport</i>   | 664             | 670  | 624          | 757             | 696              | 507                 | 531   |
| <b>08 Maklumat dan Komunikasi</b><br><i>Information and Communication</i>  | 387             | 391  | 375          | 425             | 395              | 311                 | 304   |
| <b>09 Rekreasi, Sukan dan Kebudayaan</b><br><i>Recreation, Sport and Culture</i>   | 205             | 209  | 176          | 276             | 211              | 114                 | 131   |
| <b>10 Perkhidmatan Pendidikan</b><br><i>Education Services</i>   | 88              | 88   | 90           | 84              | 89               | 79                  | 92  |
| <b>11 Restoran dan Perkhidmatan Penginapan</b><br><i>Restaurants and Accommodation Services</i>  | 1,063           | 1,068                                      | 1,016        | 1,171           | 1,079            | 835                 | 972   |
| <b>Perbelanjaan makanan di luar rumah</b><br><i>Expenditure on food away from home</i>   | 831             | 834  | 803          | 902             | 826              | 660                 | 760   |
| <b>Perbelanjaan minuman di luar rumah</b><br><i>Expenditure on beverages away from home</i>  | 179             | 180  | 170          | 194             | 195              | 129                 | 172   |
| <b>Perkhidmatan penginapan &amp; lain-lain</b><br><i>Accommodation services &amp; others</i>   | 53              | 54   | 43           | 75              | 58               | 46                  | 40  |
| <b>12 Insurans dan Perkhidmatan Kewangan</b><br><i>Insurance and Financial Services</i>  | 304             | 311  | 249          | 435             | 324              | 237                 | 152   |
| <b>13 Penjagaan Diri, Perlindungan Sosial dan Pelbagai Barangan dan Perkhidmatan</b><br><i>Personal Care, Social Protection and Miscellaneous Goods and Services</i> | 342             | 347  | 327          | 389             | 342              | 285                 | 244   |
| <b>Perbelanjaan penggunaan isi rumah bulanan purata (01-13)</b><br><i>Mean monthly household consumption expenditure (01-13)</i>                                     | <b>6,103</b>    | <b>6,151</b>                               | <b>5,656</b> | <b>7,169</b>    | <b>6,161</b>     | <b>4,958</b>        | <b>5,139</b>  |

Jadual 3.2: Perbelanjaan penggunaan isi rumah bulanan purata mengikut kumpulan etnik ketua isi rumah dan strata, Malaysia, 2024 (samb.)

Table 3.2: Mean monthly household consumption expenditure by ethnic groups of the head of household and strata, Malaysia, 2024 (cont'd)

| Kumpulan perbelanjaan<br>Expenditure groups  | (RM)                |                                      |  |                 |                  |                     |   |
|--|---------------------|--------------------------------------|--|-----------------|------------------|---------------------|---|
|  | Luar Bandar / Rural |                                      | Warganegara Malaysia<br>Malaysian citizens |                 |                  |                     | Bukan warganegara<br>Malaysia<br>Non-Malaysian citizens |
|  | Jumlah Total        | Jumlah warganegara<br>Total citizens | Bumiputera                                 | Cina<br>Chinese | India<br>Indians | Lain-lain<br>Others |   |
| <b>01 Makanan dan Minuman</b><br><i>Food and Beverages</i>   | 864                 | 880                                  | 880  | 884             | 824              | 984                 | 691   |
| <b>Beras</b><br><i>Rice</i>  | 52                  | 51                                   | 52   | 45              | 45               | 54                  | 57  |
| <b>Roti &amp; bijirin lain</b><br><i>Bread &amp; other cereals</i>   | 69                  | 70                                   | 70   | 66              | 59               | 64                  | 66  |
| <b>Daging</b><br><i>Meat</i>   | 134                 | 138                                  | 138  | 148             | 101              | 147                 | 91  |
| <b>Ikan &amp; makanan laut</b><br><i>Fish &amp; seafood</i>  | 202                 | 208                                  | 206  | 218             | 213              | 230                 | 140   |
| <b>Susu, keju &amp; telur</b><br><i>Milk, cheese &amp; eggs</i>  | 58                  | 60                                   | 59   | 69              | 67               | 54                  | 43  |
| <b>Minyak &amp; lemak</b><br><i>Oils &amp; fats</i>  | 29                  | 29                                   | 29   | 34              | 36               | 26                  | 22  |
| <b>Buah-buahan</b><br><i>Fruits</i>  | 54                  | 54                                   | 54   | 63              | 42               | 63                  | 46  |
| <b>Sayur-sayuran</b><br><i>Vegetables</i>  | 97                  | 98                                   | 98   | 96              | 96               | 147                 | 79  |
| <b>Gula, jem, madu, coklat &amp; manisan</b><br><i>Sugar, jam, honey, chocolate &amp; confectionery</i>  | 23                  | 24                                   | 25   | 19              | 18               | 27                  | 16  |
| <b>Keluaran makanan t.t.t.I</b><br><i>Food products n.e.c</i>  | 101                 | 104                                  | 106  | 83              | 114              | 118                 | 69  |
| <b>Kopi, teh, koko &amp; minuman bukan alkohol</b><br><i>Coffee, tea, cocoa &amp; non-alcoholic beverages</i>  | 45                  | 44                                   | 44   | 45              | 33               | 53                  | 59  |
| <b>02 Minuman Alkohol dan Tembakau</b><br><i>Alcoholic Beverages and Tobacco</i>   | 84                  | 85                                   | 76   | 169             | 115              | 103                 | 74  |
| <b>03 Pakaian dan Kasut</b><br><i>Clothing and Footwear</i>  | 121                 | 126                                  | 129  | 103             | 114              | 111                 | 67  |
| <b>04 Perumahan, Air, Elektrik, Gas dan Bahan Api Lain</b><br><i>Housing, Water, Electricity, Gas and Other Fuels</i>  | 760                 | 779                                  | 766  | 932             | 811              | 657                 | 557   |
| <b>05 Hiasan, Perkakasan dan Penyelenggaraan Isi Rumah</b><br><i>Furnishings, Household Equipment and Routine Household Maintenance</i>                              | 163                 | 169                                  | 167  | 190             | 168              | 160                 | 98  |
| <b>06 Kesihatan</b><br><i>Health</i>   | 101                 | 105                                  | 99   | 169             | 123              | 67                  | 54  |
| <b>07 Pengangkutan</b><br><i>Transport</i>   | 435                 | 459                                  | 458  | 473             | 471              | 434                 | 180   |
| <b>08 Maklumat dan Komunikasi</b><br><i>Information and Communication</i>  | 212                 | 221                                  | 217  | 268             | 254              | 174                 | 117   |
| <b>09 Rekreasi, Sukan dan Kebudayaan</b><br><i>Recreation, Sport and Culture</i>   | 90                  | 96                                   | 91   | 154             | 99               | 62                  | 27  |
| <b>10 Perkhidmatan Pendidikan</b><br><i>Education Services</i>   | 38                  | 41                                   | 42   | 38              | 39               | 22                  | 5   |
| <b>11 Restoran dan Perkhidmatan Penginapan</b><br><i>Restaurants and Accommodation Services</i>  | 559                 | 588                                  | 584  | 650             | 528              | 543                 | 248   |
| <b>Perbelanjaan makanan di luar rumah</b><br><i>Expenditure on food away from home</i>   | 459                 | 482                                  | 480  | 524             | 422              | 465                 | 207   |
| <b>Perbelanjaan minuman di luar rumah</b><br><i>Expenditure on beverages away from home</i>  | 84                  | 89                                   | 88   | 99              | 98               | 75                  | 38  |
| <b>Perkhidmatan penginapan &amp; lain-lain</b><br><i>Accommodation services &amp; others</i>   | 16                  | 17                                   | 17   | 26              | 8                | 3                   | 2   |
| <b>12 Insurans dan Perkhidmatan Kewangan</b><br><i>Insurance and Financial Services</i>  | 108                 | 115                                  | 103  | 247             | 160              | 88                  | 31  |
| <b>13 Penjagaan Diri, Perlindungan Sosial dan Pelbagai Barangan dan Perkhidmatan</b><br><i>Personal Care, Social Protection and Miscellaneous Goods and Services</i> | 215                 | 224                                  | 221  | 250             | 261              | 200                 | 116   |
| <b>Perbelanjaan penggunaan isi rumah bulanan purata (01-13)</b><br><i>Mean monthly household consumption expenditure (01-13)</i>                                     | <b>3,750</b>        | <b>3,889</b>                         | <b>3,832</b>                               | <b>4,528</b>    | <b>3,967</b>     | <b>3,606</b>        | <b>2,265</b>  |

Jadual 3.3: Peratusan perbelanjaan penggunaan isi rumah bulanan mengikut kumpulan etnik ketua isi rumah dan strata, Malaysia, 2024  
Table 3.3: Percentage of monthly household consumption expenditure by ethnic groups of the head of household and strata, Malaysia, 2024

| Kumpulan perbelanjaan<br>Expenditure groups  | Bandar / Urban (%) |  |              |                 |                  |                     |   |
|--|--------------------|--|--------------|-----------------|------------------|---------------------|---|
|  | Jumlah<br>Total    | Warganegara Malaysia<br>Malaysian citizens |              |                 |                  |                     | Bukan<br>warganegara<br>Malaysia<br>Non-Malaysian<br>citizens |
|  |                    | Jumlah<br>warganegara<br>Total citizens    | Bumiputera   | Cina<br>Chinese | India<br>Indians | Lain-lain<br>Others |   |
| <b>01 Makanan dan Minuman</b><br><i>Food and Beverages</i>   | 14.4               | 14.4                                       | 15.7         | 12.6            | 13.5             | 15.7                | 14.4  |
| <b>Beras</b><br><i>Rice</i>  | 0.8                | 0.7  | 0.8          | 0.6             | 0.7              | 0.9                 | 0.9   |
| <b>Roti &amp; bijirin lain</b><br><i>Bread &amp; other cereals</i>   | 1.4                | 1.4  | 1.6          | 1.2             | 1.3              | 1.4                 | 1.7   |
| <b>Daging</b><br><i>Meat</i>   | 2.0                | 2.0  | 2.2          | 1.9             | 1.4              | 2.0                 | 2.1   |
| <b>Ikan &amp; makanan laut</b><br><i>Fish &amp; seafood</i>  | 3.1                | 3.1  | 3.4          | 2.8             | 3.0              | 3.1                 | 2.7   |
| <b>Susu, keju &amp; telur</b><br><i>Milk, cheese &amp; eggs</i>  | 1.0                | 1.0  | 1.0          | 1.0             | 1.1              | 1.3                 | 0.8   |
| <b>Minyak &amp; lemak</b><br><i>Oils &amp; fats</i>  | 0.6                | 0.6  | 0.6          | 0.5             | 0.6              | 0.7                 | 0.6   |
| <b>Buah-buahan</b><br><i>Fruits</i>  | 1.2                | 1.2  | 1.2          | 1.3             | 1.0              | 1.2                 | 1.3   |
| <b>Sayur-sayuran</b><br><i>Vegetables</i>  | 1.4                | 1.4  | 1.5          | 1.2             | 1.4              | 1.6                 | 1.6   |
| <b>Gula, jem, madu, coklat &amp; manisan</b><br><i>Sugar, jam, honey, chocolate &amp; confectionery</i>  | 0.4                | 0.4  | 0.5          | 0.3             | 0.4              | 0.5                 | 0.4   |
| <b>Keluaran makanan t.t.t.l</b><br><i>Food products n.e.c</i>  | 1.8                | 1.8  | 2.1          | 1.2             | 1.9              | 2.3                 | 1.6   |
| <b>Kopi, teh, koko &amp; minuman bukan alkohol</b><br><i>Coffee, tea, cocoa &amp; non-alcoholic beverages</i>  | 0.7                | 0.7  | 0.7          | 0.6             | 0.6              | 0.7                 | 0.8   |
| <b>02 Minuman Alkohol dan Tembakau</b><br><i>Alcoholic Beverages and Tobacco</i>   | 1.5                | 1.5  | 1.0          | 2.2             | 2.0              | 1.7                 | 1.9   |
| <b>03 Pakaian dan Kasut</b><br><i>Clothing and Footwear</i>  | 2.6                | 2.6  | 3.1          | 2.0             | 2.3              | 2.4                 | 2.3   |
| <b>04 Perumahan, Air, Elektrik, Gas dan Bahan Api Lain</b><br><i>Housing, Water, Electricity, Gas and Other Fuels</i>  | 24.1               | 23.9                                       | 22.5         | 26.3            | 23.7             | 25.2                | 27.8  |
| <b>05 Hiasan, Perkakasan dan Penyelenggaraan Isi Rumah</b><br><i>Furnishings, Household Equipment and Routine Household Maintenance</i>                              | 4.7                | 4.7  | 4.8          | 4.6             | 4.7              | 4.4                 | 4.3   |
| <b>06 Kesihatan</b><br><i>Health</i>   | 2.6                | 2.6  | 2.4          | 3.0             | 2.9              | 2.8                 | 2.1   |
| <b>07 Pengangkutan</b><br><i>Transport</i>   | 10.9               | 10.9                                       | 11.0         | 10.6            | 11.3             | 10.2                | 10.3  |
| <b>08 Maklumat dan Komunikasi</b><br><i>Information and Communication</i>  | 6.3                | 6.4  | 6.6          | 5.9             | 6.4              | 6.3                 | 5.9   |
| <b>09 Rekreasi, Sukan dan Kebudayaan</b><br><i>Recreation, Sport and Culture</i>   | 3.4                | 3.4  | 3.1          | 3.8             | 3.4              | 2.3                 | 2.6   |
| <b>10 Perkhidmatan Pendidikan</b><br><i>Education Services</i>   | 1.4                | 1.4  | 1.6          | 1.2             | 1.4              | 1.6                 | 1.8   |
| <b>11 Restoran dan Perkhidmatan Penginapan</b><br><i>Restaurants and Accommodation Services</i>  | 17.4               | 17.4                                       | 18.0         | 16.3            | 17.5             | 16.9                | 18.9  |
| <b>Perbelanjaan makanan di luar rumah</b><br><i>Expenditure on food away from home</i>   | 13.6               | 13.6                                       | 14.2         | 12.6            | 13.4             | 13.3                | 14.8  |
| <b>Perbelanjaan minuman di luar rumah</b><br><i>Expenditure on beverages away from home</i>  | 2.9                | 2.9  | 3.0          | 2.7             | 3.2              | 2.6                 | 3.3   |
| <b>Perkhidmatan penginapan &amp; lain-lain</b><br><i>Accommodation services &amp; others</i>   | 0.9                | 0.9  | 0.8          | 1.0             | 0.9              | 0.9                 | 0.8   |
| <b>12 Insurans dan Perkhidmatan Kewangan</b><br><i>Insurance and Financial Services</i>  | 5.0                | 5.1  | 4.4          | 6.1             | 5.3              | 4.8                 | 2.9   |
| <b>13 Penjagaan Diri, Perlindungan Sosial dan Pelbagai Barangan dan Perkhidmatan</b><br><i>Personal Care, Social Protection and Miscellaneous Goods and Services</i> | 5.6                | 5.6  | 5.8          | 5.4             | 5.6              | 5.8                 | 4.7   |
| <b>Peratusan perbelanjaan penggunaan isi rumah bulanan (01-13)</b><br><i>Percentage of monthly household consumption expenditure (01-13)</i>                         | <b>100.0</b>       | <b>100.0</b>                               | <b>100.0</b> | <b>100.0</b>    | <b>100.0</b>     | <b>100.0</b>        | <b>100.0</b>  |

Jadual 3.3: Peratusan perbelanjaan penggunaan isi rumah bulanan mengikut kumpulan etnik ketua isi rumah dan strata, Malaysia, 2024 (samb.)

Table 3.3: Percentage of monthly household consumption expenditure by ethnic groups of the head of household and strata, Malaysia, 2024 (cont'd)

| Kumpulan perbelanjaan<br><i>Expenditure groups</i>   | Luar Bandar / Rural (%) |   |              |                        |                         |                            |   |
|--|-------------------------|---|--------------|------------------------|-------------------------|----------------------------|---|
|  | Jumlah<br><i>Total</i>  | Warganegara Malaysia<br><i>Malaysian citizens</i> |              |                        |                         |                            | Bukan<br>warganegara<br>Malaysia<br><i>Non-Malaysian<br/>citizens</i> |
|  |                         | Jumlah<br>warganegara<br><i>Total citizens</i>    | Bumiputera   | Cina<br><i>Chinese</i> | India<br><i>Indians</i> | Lain-lain<br><i>Others</i> |   |
| <b>01 Makanan dan Minuman</b><br><i>Food and Beverages</i>   | 23.0                    | 22.6  | 23.0         | 19.5                   | 20.8                    | 27.3                       | 30.5  |
| <b>Beras</b><br><i>Rice</i>  | 1.4                     | 1.3   | 1.3          | 1.0                    | 1.1                     | 1.5                        | 2.5   |
| <b>Roti &amp; bijirin lain</b><br><i>Bread &amp; other cereals</i>   | 1.8                     | 1.8   | 1.8          | 1.5                    | 1.5                     | 1.8                        | 2.9   |
| <b>Daging</b><br><i>Meat</i>   | 3.6                     | 3.6   | 3.6          | 3.3                    | 2.5                     | 4.1                        | 4.0   |
| <b>Ikan &amp; makanan laut</b><br><i>Fish &amp; seafood</i>  | 5.4                     | 5.3   | 5.4          | 4.8                    | 5.4                     | 6.4                        | 6.2   |
| <b>Susu, keju &amp; telur</b><br><i>Milk, cheese &amp; eggs</i>  | 1.5                     | 1.5   | 1.5          | 1.5                    | 1.7                     | 1.5                        | 1.9   |
| <b>Minyak &amp; lemak</b><br><i>Oils &amp; fats</i>  | 0.8                     | 0.8   | 0.7          | 0.7                    | 0.9                     | 0.7                        | 1.0   |
| <b>Buah-buahan</b><br><i>Fruits</i>  | 1.4                     | 1.4   | 1.4          | 1.4                    | 1.1                     | 1.7                        | 2.1   |
| <b>Sayur-sayuran</b><br><i>Vegetables</i>  | 2.6                     | 2.5   | 2.6          | 2.1                    | 2.4                     | 4.1                        | 3.5   |
| <b>Gula, jem, madu, coklat &amp; manisan</b><br><i>Sugar, jam, honey, chocolate &amp; confectionery</i>  | 0.6                     | 0.6   | 0.6          | 0.4                    | 0.5                     | 0.8                        | 0.7   |
| <b>Keluaran makanan t.t.t.l</b><br><i>Food products n.e.c</i>  | 2.7                     | 2.7   | 2.8          | 1.8                    | 2.9                     | 3.3                        | 3.1   |
| <b>Kopi, teh, koko &amp; minuman bukan alkohol</b><br><i>Coffee, tea, cocoa &amp; non-alcoholic beverages</i>  | 1.2                     | 1.1   | 1.2          | 1.0                    | 0.8                     | 1.5                        | 2.6   |
| <b>02 Minuman Alkohol dan Tembakau</b><br><i>Alcoholic Beverages and Tobacco</i>   | 2.2                     | 2.2   | 2.0          | 3.7                    | 2.9                     | 2.8                        | 3.3   |
| <b>03 Pakaian dan Kasut</b><br><i>Clothing and Footwear</i>  | 3.2                     | 3.2   | 3.4          | 2.3                    | 2.9                     | 3.1                        | 3.0   |
| <b>04 Perumahan, Air, Elektrik, Gas dan Bahan Api Lain</b><br><i>Housing, Water, Electricity, Gas and Other Fuels</i>  | 20.3                    | 20.0  | 20.0         | 20.6                   | 20.4                    | 18.2                       | 24.6  |
| <b>05 Hiasan, Perkakasan dan Penyelenggaraan Isi Rumah</b><br><i>Furnishings, Household Equipment and Routine Household Maintenance</i>                              | 4.3                     | 4.3   | 4.4          | 4.2                    | 4.2                     | 4.4                        | 4.3   |
| <b>06 Kesihatan</b><br><i>Health</i>   | 2.7                     | 2.7   | 2.6          | 3.7                    | 3.1                     | 1.9                        | 2.4   |
| <b>07 Pengangkutan</b><br><i>Transport</i>   | 11.6                    | 11.8  | 11.9         | 10.5                   | 11.9                    | 12.0                       | 7.9   |
| <b>08 Maklumat dan Komunikasi</b><br><i>Information and Communication</i>  | 5.7                     | 5.7   | 5.7          | 5.9                    | 6.4                     | 4.8                        | 5.2   |
| <b>09 Rekreasi, Sukan dan Kebudayaan</b><br><i>Recreation, Sport and Culture</i>   | 2.4                     | 2.5   | 2.4          | 3.4                    | 2.5                     | 1.7                        | 1.2   |
| <b>10 Perkhidmatan Pendidikan</b><br><i>Education Services</i>   | 1.0                     | 1.1   | 1.1          | 0.8                    | 1.0                     | 0.6                        | 0.2   |
| <b>11 Restoran dan Perkhidmatan Penginapan</b><br><i>Restaurants and Accommodation Services</i>  | 14.9                    | 15.1  | 15.2         | 14.3                   | 13.3                    | 15.1                       | 10.9  |
| <b>Perbelanjaan makanan di luar rumah</b><br><i>Expenditure on food away from home</i>   | 12.2                    | 12.4  | 12.5         | 11.6                   | 10.7                    | 12.9                       | 9.2   |
| <b>Perbelanjaan minuman di luar rumah</b><br><i>Expenditure on beverages away from home</i>  | 2.3                     | 2.3   | 2.3          | 2.2                    | 2.5                     | 2.1                        | 1.7   |
| <b>Perkhidmatan penginapan &amp; lain-lain</b><br><i>Accommodation services &amp; others</i>   | 0.4                     | 0.4   | 0.4          | 0.6                    | 0.2                     | 0.1                        | 0.1   |
| <b>12 Insurans dan Perkhidmatan Kewangan</b><br><i>Insurance and Financial Services</i>  | 2.9                     | 3.0   | 2.7          | 5.5                    | 4.0                     | 2.4                        | 1.4   |
| <b>13 Penjagaan Diri, Perlindungan Sosial dan Pelbagai Barangan dan Perkhidmatan</b><br><i>Personal Care, Social Protection and Miscellaneous Goods and Services</i> | 5.7                     | 5.8   | 5.8          | 5.5                    | 6.6                     | 5.6                        | 5.1   |
| <b>Peratusan perbelanjaan penggunaan isi rumah bulanan (01-13)</b><br><i>Percentage of monthly household consumption expenditure (01-13)</i>                         | <b>100.0</b>            | <b>100.0</b>                                      | <b>100.0</b> | <b>100.0</b>           | <b>100.0</b>            | <b>100.0</b>               | <b>100.0</b>  |

Jadual 3.4: Komposisi perbelanjaan penggunaan isi rumah bulanan mengikut jantina ketua isi rumah dan strata, Malaysia, 2024  
 Table 3.4: Composition of monthly household consumption expenditure by sex of the head of household and strata, Malaysia, 2024

| Kumpulan perbelanjaan<br>Expenditure groups  | Jumlah / Total |              |                     |              | Bandar / Urban |              |                     |              | Luar Bandar / Rural |              |                     |              |
|--|----------------|--------------|---------------------|--------------|----------------|--------------|---------------------|--------------|---------------------|--------------|---------------------|--------------|
|  | Lelaki<br>Male |              | Perempuan<br>Female |              | Lelaki<br>Male |              | Perempuan<br>Female |              | Lelaki<br>Male      |              | Perempuan<br>Female |              |
|  | (RM)           | (%)          | (RM)                | (%)          | (RM)           | (%)          | (RM)                | (%)          | (RM)                | (%)          | (RM)                | (%)          |
| <b>01 Makanan dan Minuman</b><br><i>Food and Beverages</i>   | 889            | 15.5         | 811                 | 16.8         | 893            | 14.2         | 812                 | 15.4         | 877                 | 22.8         | 807                 | 24.2         |
| <b>Beras</b><br><i>Rice</i>  | 48             | 0.8          | 43                  | 0.9          | 46             | 0.7          | 42                  | 0.8          | 52                  | 1.4          | 47                  | 1.4          |
| <b>Roti &amp; bijirin lain</b><br><i>Bread &amp; other cereals</i>   | 85             | 1.5          | 78                  | 1.6          | 89             | 1.4          | 82                  | 1.5          | 70                  | 1.8          | 67                  | 2.0          |
| <b>Daging</b><br><i>Meat</i>   | 128            | 2.2          | 115                 | 2.4          | 126            | 2.0          | 113                 | 2.1          | 137                 | 3.6          | 120                 | 3.6          |
| <b>Ikan &amp; makanan laut</b><br><i>Fish &amp; seafood</i>  | 197            | 3.5          | 172                 | 3.6          | 195            | 3.1          | 169                 | 3.2          | 206                 | 5.4          | 182                 | 5.5          |
| <b>Susu, keju &amp; telur</b><br><i>Milk, cheese &amp; eggs</i>  | 60             | 1.0          | 63                  | 1.3          | 60             | 1.0          | 65                  | 1.2          | 58                  | 1.5          | 60                  | 1.8          |
| <b>Minyak &amp; lemak</b><br><i>Oils &amp; fats</i>  | 34             | 0.6          | 31                  | 0.6          | 35             | 0.6          | 32                  | 0.6          | 29                  | 0.8          | 27                  | 0.8          |
| <b>Buah-buahan</b><br><i>Fruits</i>  | 70             | 1.2          | 64                  | 1.3          | 75             | 1.2          | 66                  | 1.2          | 53                  | 1.4          | 58                  | 1.8          |
| <b>Sayur-sayuran</b><br><i>Vegetables</i>  | 89             | 1.6          | 85                  | 1.8          | 87             | 1.4          | 83                  | 1.6          | 98                  | 2.5          | 92                  | 2.7          |
| <b>Gula, jem, madu, coklat &amp; manisan</b><br><i>Sugar, jam, honey, chocolate &amp; confectionery</i>  | 26             | 0.4          | 24                  | 0.5          | 26             | 0.4          | 24                  | 0.5          | 24                  | 0.6          | 22                  | 0.7          |
| <b>Keluaran makanan t.t.t.l</b><br><i>Food products n.e.c</i>  | 110            | 1.9          | 95                  | 2.0          | 111            | 1.8          | 96                  | 1.8          | 103                 | 2.7          | 92                  | 2.7          |
| <b>Kopi, teh, koko &amp; minuman bukan alkohol</b><br><i>Coffee, tea, cocoa &amp; non-alcoholic beverages</i>  | 43             | 0.7          | 40                  | 0.8          | 42             | 0.7          | 40                  | 0.8          | 46                  | 1.2          | 41                  | 1.2          |
| <b>02 Minuman Alkohol dan Tembakau</b><br><i>Alcoholic Beverages and Tobacco</i>   | 101            | 1.8          | 50                  | 1.0          | 103            | 1.6          | 54                  | 1.0          | 94                  | 2.4          | 39                  | 1.2          |
| <b>03 Pakaian dan Kasut</b><br><i>Clothing and Footwear</i>  | 155            | 2.7          | 130                 | 2.7          | 164            | 2.6          | 137                 | 2.6          | 124                 | 3.2          | 108                 | 3.2          |
| <b>04 Perumahan, Air, Elektrik, Gas dan Bahan Api Lain</b><br><i>Housing, Water, Electricity, Gas and Other Fuels</i>  | 1,326          | 23.2         | 1,217               | 25.2         | 1,490          | 23.8         | 1,367               | 25.8         | 766                 | 19.9         | 734                 | 22.0         |
| <b>05 Hiasan, Perkakasan dan Penyelenggaraan Isi Rumah</b><br><i>Furnishings, Household Equipment and Routine Household Maintenance</i>                              | 266            | 4.7          | 227                 | 4.7          | 296            | 4.7          | 248                 | 4.7          | 163                 | 4.3          | 159                 | 4.8          |
| <b>06 Kesihatan</b><br><i>Health</i>   | 146            | 2.6          | 149                 | 3.1          | 160            | 2.5          | 163                 | 3.1          | 100                 | 2.6          | 104                 | 3.1          |
| <b>07 Pengangkutan</b><br><i>Transport</i>   | 632            | 11.0         | 516                 | 10.7         | 683            | 10.9         | 570                 | 10.8         | 456                 | 11.9         | 342                 | 10.2         |
| <b>08 Maklumat dan Komunikasi</b><br><i>Information and Communication</i>  | 359            | 6.3          | 291                 | 6.0          | 400            | 6.4          | 325                 | 6.1          | 219                 | 5.7          | 182                 | 5.5          |
| <b>09 Rekreasi, Sukan dan Kebudayaan</b><br><i>Recreation, Sport and Culture</i>   | 188            | 3.3          | 133                 | 2.7          | 216            | 3.4          | 151                 | 2.9          | 94                  | 2.4          | 73                  | 2.2          |
| <b>10 Perkhidmatan Pendidikan</b><br><i>Education Services</i>   | 82             | 1.4          | 52                  | 1.1          | 94             | 1.5          | 59                  | 1.1          | 40                  | 1.1          | 28                  | 0.8          |
| <b>11 Restoran dan Perkhidmatan Penginapan</b><br><i>Restaurants and Accommodation Services</i>  | 984            | 17.2         | 780                 | 16.2         | 1,103          | 17.6         | 873                 | 16.5         | 576                 | 15.0         | 481                 | 14.4         |
| <b>Perbelanjaan makanan di luar rumah</b><br><i>Expenditure on food away from home</i>   | 772            | 13.5         | 619                 | 12.8         | 860            | 13.7         | 687                 | 13.0         | 471                 | 12.3         | 401                 | 12.0         |
| <b>Perbelanjaan minuman di luar rumah</b><br><i>Expenditure on beverages away from home</i>  | 164            | 2.9          | 128                 | 2.6          | 186            | 3.0          | 146                 | 2.8          | 88                  | 2.3          | 68                  | 2.0          |
| <b>Perkhidmatan penginapan &amp; lain-lain</b><br><i>Accommodation services &amp; others</i>   | 47             | 0.8          | 33                  | 0.7          | 56             | 0.9          | 39                  | 0.7          | 16                  | 0.4          | 13                  | 0.4          |
| <b>12 Insurans dan Perkhidmatan Kewangan</b><br><i>Insurance and Financial Services</i>  | 275            | 4.8          | 185                 | 3.8          | 322            | 5.1          | 218                 | 4.1          | 115                 | 3.0          | 78                  | 2.3          |
| <b>13 Penjagaan Diri, Perlindungan Sosial dan Pelbagai Barangan dan Perkhidmatan</b><br><i>Personal Care, Social Protection and Miscellaneous Goods and Services</i> | 318            | 5.6          | 287                 | 6.0          | 348            | 5.5          | 314                 | 5.9          | 218                 | 5.7          | 201                 | 6.0          |
| <b>Komposisi perbelanjaan penggunaan isi rumah bulanan (01-13)</b><br><i>Composition of monthly household consumption expenditure (01-13)</i>                        | <b>5,722</b>   | <b>100.0</b> | <b>4,827</b>        | <b>100.0</b> | <b>6,272</b>   | <b>100.0</b> | <b>5,291</b>        | <b>100.0</b> | <b>3,842</b>        | <b>100.0</b> | <b>3,337</b>        | <b>100.0</b> |

Jadual 3.5: Perbelanjaan penggunaan isi rumah bulanan purata mengikut kumpulan umur ketua isi rumah dan strata, Malaysia, 2024

Table 3.5: Mean monthly household consumption expenditure by age groups of the head of household and strata, Malaysia, 2024

| Kumpulan perbelanjaan<br><i>Expenditure groups</i>   | Bandar / Urban (RM)       |              |              |              |                                    |
|--|---------------------------|--------------|--------------|--------------|------------------------------------|
|  | Umur (Tahun) / Age (Year) |              |              |              |                                    |
|  | 15-24                     | 25-34        | 35-44        | 45-64        | 65 dan lebih<br><i>65 and over</i> |
| <b>01 Makanan dan Minuman</b><br><i>Food and Beverages</i>   | 701                       | 828          | 907          | 919          | 787                                |
| <i>Beras</i><br><i>Rice</i>  | 39                        | 43           | 46           | 48           | 41                                 |
| <i>Roti &amp; bijirin lain</i><br><i>Bread &amp; other cereals</i>   | 73                        | 84           | 93           | 93           | 68                                 |
| <i>Daging</i><br><i>Meat</i>   | 98                        | 115          | 128          | 132          | 102                                |
| <i>Ikan &amp; makanan laut</i><br><i>Fish &amp; seafood</i>  | 137                       | 168          | 190          | 207          | 177                                |
| <i>Susu, keju &amp; telur</i><br><i>Milk, cheese &amp; eggs</i>  | 50                        | 54           | 59           | 63           | 71                                 |
| <i>Minyak &amp; lemak</i><br><i>Oils &amp; fats</i>  | 28                        | 32           | 35           | 36           | 33                                 |
| <i>Buah-buahan</i><br><i>Fruits</i>  | 48                        | 65           | 81           | 76           | 64                                 |
| <i>Sayur-sayuran</i><br><i>Vegetables</i>  | 71                        | 80           | 85           | 90           | 85                                 |
| <i>Gula, jem, madu, coklat &amp; manisan</i><br><i>Sugar, jam, honey, chocolate &amp; confectionery</i>  | 22                        | 24           | 28           | 27           | 20                                 |
| <i>Keluaran makanan t.t.t.l</i><br><i>Food products n.e.c</i>  | 96                        | 124          | 119          | 101          | 90                                 |
| <i>Kopi, teh, koko &amp; minuman bukan alkohol</i><br><i>Coffee, tea, cocoa &amp; non-alcoholic beverages</i>  | 39                        | 39           | 42           | 44           | 36                                 |
| <b>02 Minuman Alkohol dan Tembakau</b><br><i>Alcoholic Beverages and Tobacco</i>   | 65                        | 81           | 93           | 109          | 70                                 |
| <b>03 Pakaian dan Kasut</b><br><i>Clothing and Footwear</i>  | 132                       | 147          | 168          | 175          | 112                                |
| <b>04 Perumahan, Air, Elektrik, Gas dan Bahan Api Lain</b><br><i>Housing, Water, Electricity, Gas and Other Fuels</i>  | 1,098                     | 1,311        | 1,519        | 1,551        | 1,366                              |
| <b>05 Hiasan, Perkakasan dan Penyelenggaraan Isi Rumah</b><br><i>Furnishings, Household Equipment and Routine Household Maintenance</i>                              | 176                       | 261          | 296          | 305          | 268                                |
| <b>06 Kesihatan</b><br><i>Health</i>   | 100                       | 131          | 140          | 175          | 214                                |
| <b>07 Pengangkutan</b><br><i>Transport</i>   | 475                       | 568          | 678          | 756          | 491                                |
| <b>08 Maklumat dan Komunikasi</b><br><i>Information and Communication</i>  | 285                       | 354          | 397          | 434          | 268                                |
| <b>09 Rekreasi, Sukan dan Kebudayaan</b><br><i>Recreation, Sport and Culture</i>   | 124                       | 157          | 205          | 245          | 154                                |
| <b>10 Perkhidmatan Pendidikan</b><br><i>Education Services</i>   | 69                        | 57           | 117          | 103          | 21                                 |
| <b>11 Restoran dan Perkhidmatan Penginapan</b><br><i>Restaurants and Accommodation Services</i>  | 890                       | 1,025        | 1,141        | 1,137        | 713                                |
| <i>Perbelanjaan makanan di luar rumah</i><br><i>Expenditure on food away from home</i>   | 712                       | 809          | 887          | 883          | 568                                |
| <i>Perbelanjaan minuman di luar rumah</i><br><i>Expenditure on beverages away from home</i>  | 160                       | 185          | 196          | 186          | 109                                |
| <i>Perkhidmatan penginapan &amp; lain-lain</i><br><i>Accommodation services &amp; others</i>   | 18                        | 32           | 57           | 67           | 36                                 |
| <b>12 Insurans dan Perkhidmatan Kewangan</b><br><i>Insurance and Financial Services</i>  | 105                       | 243          | 329          | 356          | 191                                |
| <b>13 Penjagaan Diri, Perlindungan Sosial dan Pelbagai Barangan dan Perkhidmatan</b><br><i>Personal Care, Social Protection and Miscellaneous Goods and Services</i> | 211                       | 306          | 361          | 381          | 236                                |
| <b>Perbelanjaan penggunaan isi rumah bulanan purata (01-13)</b><br><i>Mean monthly household consumption expenditure (01-13)</i>                                     | <b>4,434</b>              | <b>5,469</b> | <b>6,351</b> | <b>6,645</b> | <b>4,891</b>                       |

Jadual 3.5: Perbelanjaan penggunaan isi rumah bulanan purata mengikut kumpulan umur ketua isi rumah dan strata, Malaysia, 2024 (samb.)

Table 3.5: Mean monthly household consumption expenditure by age groups of the head of household and strata, Malaysia, 2024 (cont'd)

| Kumpulan perbelanjaan<br><i>Expenditure groups</i>   | Luar Bandar / Rural (RM)  |              |              |              |                                    |
|--|---------------------------|--------------|--------------|--------------|------------------------------------|
|  | Umur (Tahun) / Age (Year) |              |              |              |                                    |
|  | 15-24                     | 25-34        | 35-44        | 45-64        | 65 dan lebih<br><i>65 and over</i> |
| <b>01 Makanan dan Minuman</b><br><i>Food and Beverages</i>   | 760                       | 822          | 887          | 904          | 790                                |
| <i>Beras</i><br>Rice   | 45                        | 48           | 54           | 55           | 45                                 |
| <i>Roti &amp; bijirin lain</i><br>Bread & other cereals  | 57                        | 67           | 74           | 73           | 60                                 |
| <i>Daging</i><br>Meat  | 114                       | 124          | 141          | 145          | 112                                |
| <i>Ikan &amp; makanan laut</i><br>Fish & seafood   | 178                       | 184          | 201          | 216          | 187                                |
| <i>Susu, keju &amp; telur</i><br>Milk, cheese & eggs   | 48                        | 53           | 56           | 58           | 65                                 |
| <i>Minyak &amp; lemak</i><br>Oils & fats   | 26                        | 27           | 29           | 30           | 27                                 |
| <i>Buah-buahan</i><br>Fruits   | 43                        | 46           | 52           | 56           | 56                                 |
| <i>Sayur-sayuran</i><br>Vegetables   | 90                        | 93           | 97           | 100          | 93                                 |
| <i>Gula, jem, madu, coklat &amp; manisan</i><br>Sugar, jam, honey, chocolate & confectionery   | 22                        | 23           | 26           | 24           | 20                                 |
| <i>Keluaran makanan t.t.t.l</i><br>Food products n.e.c   | 95                        | 114          | 110          | 99           | 89                                 |
| <i>Kopi, teh, koko &amp; minuman bukan alkohol</i><br>Coffee, tea, cocoa & non-alcoholic beverages   | 43                        | 42           | 48           | 48           | 38                                 |
| <b>02 Minuman Alkohol dan Tembakau</b><br><i>Alcoholic Beverages and Tobacco</i>   | 70                        | 81           | 85           | 94           | 63                                 |
| <b>03 Pakaian dan Kasut</b><br><i>Clothing and Footwear</i>  | 112                       | 121          | 134          | 130          | 91                                 |
| <b>04 Perumahan, Air, Elektrik, Gas dan Bahan Api Lain</b><br><i>Housing, Water, Electricity, Gas and Other Fuels</i>  | 649                       | 712          | 736          | 796          | 752                                |
| <b>05 Hiasan, Perkakasan dan Penyelenggaraan Isi Rumah</b><br><i>Furnishings, Household Equipment and Routine Household Maintenance</i>                              | 117                       | 153          | 155          | 168          | 170                                |
| <b>06 Kesihatan</b><br><i>Health</i>   | 78                        | 85           | 89           | 99           | 128                                |
| <b>07 Pengangkutan</b><br><i>Transport</i>   | 322                       | 406          | 456          | 483          | 342                                |
| <b>08 Maklumat dan Komunikasi</b><br><i>Information and Communication</i>  | 186                       | 205          | 220          | 234          | 165                                |
| <b>09 Rekreasi, Sukan dan Kebudayaan</b><br><i>Recreation, Sport and Culture</i>   | 44                        | 75           | 94           | 101          | 76                                 |
| <b>10 Perkhidmatan Pendidikan</b><br><i>Education Services</i>   | 21                        | 28           | 54           | 43           | 18                                 |
| <b>11 Restoran dan Perkhidmatan Penginapan</b><br><i>Restaurants and Accommodation Services</i>  | 505                       | 567          | 603          | 596          | 432                                |
| <i>Perbelanjaan makanan di luar rumah</i><br>Expenditure on food away from home  | 430                       | 463          | 491          | 488          | 360                                |
| <i>Perbelanjaan minuman di luar rumah</i><br>Expenditure on beverages away from home   | 72                        | 89           | 95           | 90           | 60                                 |
| <i>Perkhidmatan penginapan &amp; lain-lain</i><br>Accommodation services & others  | 4                         | 15           | 17           | 18           | 12                                 |
| <b>12 Insurans dan Perkhidmatan Kewangan</b><br><i>Insurance and Financial Services</i>  | 66                        | 98           | 116          | 122          | 80                                 |
| <b>13 Penjagaan Diri, Perlindungan Sosial dan Pelbagai Barangan dan Perkhidmatan</b><br><i>Personal Care, Social Protection and Miscellaneous Goods and Services</i> | 183                       | 219          | 228          | 230          | 169                                |
| <b>Perbelanjaan penggunaan isi rumah bulanan purata (01-13)</b><br><i>Mean monthly household consumption expenditure (01-13)</i>                                     | <b>3,115</b>              | <b>3,574</b> | <b>3,859</b> | <b>4,001</b> | <b>3,275</b>                       |

Jadual 3.6: Peratusan perbelanjaan penggunaan isi rumah bulanan mengikut kumpulan umur ketua isi rumah dan strata, Malaysia, 2024

Table 3.6: Percentage of monthly household consumption expenditure by age groups of the head of household and strata, Malaysia, 2024 (cont'd)

| Kumpulan perbelanjaan<br><i>Expenditure groups</i>   | Bandar / Urban (%)        |              |              |              |                                    |
|--|---------------------------|--------------|--------------|--------------|------------------------------------|
|  | Umur (Tahun) / Age (Year) |              |              |              |                                    |
|  | 15-24                     | 25-34        | 35-44        | 45-64        | 65 dan lebih<br><i>65 and over</i> |
| <b>01 Makanan dan Minuman</b><br><i>Food and Beverages</i>   | 15.8                      | 15.1         | 14.3         | 13.8         | 16.1                               |
| Beras<br><i>Rice</i>   | 0.9                       | 0.8          | 0.7          | 0.7          | 0.8                                |
| Roti & bijirin lain<br><i>Bread &amp; other cereals</i>  | 1.7                       | 1.5          | 1.5          | 1.4          | 1.4                                |
| Daging<br><i>Meat</i>  | 2.2                       | 2.1          | 2.0          | 2.0          | 2.1                                |
| Ikan & makanan laut<br><i>Fish &amp; seafood</i>   | 3.1                       | 3.1          | 3.0          | 3.1          | 3.6                                |
| Susu, keju & telur<br><i>Milk, cheese &amp; eggs</i>   | 1.1                       | 1.0          | 0.9          | 1.0          | 1.5                                |
| Minyak & lemak<br><i>Oils &amp; fats</i>   | 0.6                       | 0.6          | 0.6          | 0.5          | 0.7                                |
| Buah-buahan<br><i>Fruits</i>   | 1.1                       | 1.2          | 1.3          | 1.1          | 1.3                                |
| Sayur-sayuran<br><i>Vegetables</i>   | 1.6                       | 1.5          | 1.3          | 1.4          | 1.7                                |
| Gula, jem, madu, coklat & manisan<br><i>Sugar, jam, honey, chocolate &amp; confectionery</i>   | 0.5                       | 0.4          | 0.4          | 0.4          | 0.4                                |
| Keluaran makanan t.t.t.l<br><i>Food products n.e.c</i>   | 2.2                       | 2.3          | 1.9          | 1.5          | 1.8                                |
| Kopi, teh, koko & minuman bukan alkohol<br><i>Coffee, tea, cocoa &amp; non-alcoholic beverages</i>   | 0.9                       | 0.7          | 0.7          | 0.7          | 0.7                                |
| <b>02 Minuman Alkohol dan Tembakau</b><br><i>Alcoholic Beverages and Tobacco</i>   | 1.5                       | 1.5          | 1.5          | 1.6          | 1.4                                |
| <b>03 Pakaian dan Kasut</b><br><i>Clothing and Footwear</i>  | 3.0                       | 2.7          | 2.6          | 2.6          | 2.3                                |
| <b>04 Perumahan, Air, Elektrik, Gas dan Bahan Api Lain</b><br><i>Housing, Water, Electricity, Gas and Other Fuels</i>  | 24.8                      | 24.0         | 23.9         | 23.3         | 27.9                               |
| <b>05 Hiasan, Perkakasan dan Penyelenggaraan Isi Rumah</b><br><i>Furnishings, Household Equipment and Routine Household Maintenance</i>                              | 4.0                       | 4.8          | 4.7          | 4.6          | 5.5                                |
| <b>06 Kesihatan</b><br><i>Health</i>   | 2.3                       | 2.4          | 2.2          | 2.6          | 4.4                                |
| <b>07 Pengangkutan</b><br><i>Transport</i>   | 10.7                      | 10.4         | 10.7         | 11.4         | 10.0                               |
| <b>08 Maklumat dan Komunikasi</b><br><i>Information and Communication</i>  | 6.4                       | 6.5          | 6.3          | 6.5          | 5.5                                |
| <b>09 Rekreasi, Sukan dan Kebudayaan</b><br><i>Recreation, Sport and Culture</i>   | 2.8                       | 2.9          | 3.2          | 3.7          | 3.1                                |
| <b>10 Perkhidmatan Pendidikan</b><br><i>Education Services</i>   | 1.6                       | 1.0          | 1.8          | 1.5          | 0.4                                |
| <b>11 Restoran dan Perkhidmatan Penginapan</b><br><i>Restaurants and Accommodation Services</i>  | 20.1                      | 18.7         | 18.0         | 17.1         | 14.6                               |
| Perbelanjaan makanan di luar rumah<br><i>Expenditure on food away from home</i>  | 16.1                      | 14.8         | 14.0         | 13.3         | 11.6                               |
| Perbelanjaan minuman di luar rumah<br><i>Expenditure on beverages away from home</i>   | 3.6                       | 3.4          | 3.1          | 2.8          | 2.2                                |
| Perkhidmatan penginapan & lain-lain<br><i>Accommodation services &amp; others</i>  | 0.4                       | 0.6          | 0.9          | 1.0          | 0.7                                |
| <b>12 Insurans dan Perkhidmatan Kewangan</b><br><i>Insurance and Financial Services</i>  | 2.4                       | 4.4          | 5.2          | 5.4          | 3.9                                |
| <b>13 Penjagaan Diri, Perlindungan Sosial dan Pelbagai Barangan dan Perkhidmatan</b><br><i>Personal Care, Social Protection and Miscellaneous Goods and Services</i> | 4.8                       | 5.6          | 5.7          | 5.7          | 4.8                                |
| <b>Peratusan perbelanjaan penggunaan isi rumah bulanan (01-13)</b><br><i>Percentage of monthly household consumption expenditure (01-13)</i>                         | <b>100.0</b>              | <b>100.0</b> | <b>100.0</b> | <b>100.0</b> | <b>100.0</b>                       |

Jadual 3.6: Peratusan perbelanjaan penggunaan isi rumah bulanan mengikut kumpulan umur ketua isi rumah dan strata, Malaysia, 2024 (samb.)

Table 3.6: Percentage of monthly household consumption expenditure by age groups of the head of household and strata, Malaysia, 2024 (cont'd)

| Kumpulan perbelanjaan<br>Expenditure groups  | Luar Bandar / Rural (%)   |              |              |              |                             |
|--|---------------------------|--------------|--------------|--------------|-----------------------------|
|  | Umur (Tahun) / Age (Year) |              |              |              |                             |
|  | 15-24                     | 25-34        | 35-44        | 45-64        | 65 dan lebih<br>65 and over |
| <b>01 Makanan dan Minuman</b><br><i>Food and Beverages</i>   | 24.4                      | 23.0         | 23.0         | 22.6         | 24.1                        |
| <b>Beras</b><br><i>Rice</i>  | 1.4                       | 1.4          | 1.4          | 1.4          | 1.4                         |
| <b>Roti &amp; bijirin lain</b><br><i>Bread &amp; other cereals</i>   | 1.8                       | 1.9          | 1.9          | 1.8          | 1.8                         |
| <b>Daging</b><br><i>Meat</i>   | 3.7                       | 3.5          | 3.7          | 3.6          | 3.4                         |
| <b>Ikan &amp; makanan laut</b><br><i>Fish &amp; seafood</i>  | 5.7                       | 5.2          | 5.2          | 5.4          | 5.7                         |
| <b>Susu, keju &amp; telur</b><br><i>Milk, cheese &amp; eggs</i>  | 1.5                       | 1.5          | 1.5          | 1.5          | 2.0                         |
| <b>Minyak &amp; lemak</b><br><i>Oils &amp; fats</i>  | 0.8                       | 0.8          | 0.7          | 0.7          | 0.8                         |
| <b>Buah-buahan</b><br><i>Fruits</i>  | 1.4                       | 1.3          | 1.3          | 1.4          | 1.7                         |
| <b>Sayur-sayuran</b><br><i>Vegetables</i>  | 2.9                       | 2.6          | 2.5          | 2.5          | 2.8                         |
| <b>Gula, jem, madu, coklat &amp; manisan</b><br><i>Sugar, jam, honey, chocolate &amp; confectionery</i>  | 0.7                       | 0.7          | 0.7          | 0.6          | 0.6                         |
| <b>Keluaran makanan t.t.t.l</b><br><i>Food products n.e.c</i>  | 3.0                       | 3.2          | 2.8          | 2.5          | 2.7                         |
| <b>Kopi, teh, koko &amp; minuman bukan alkohol</b><br><i>Coffee, tea, cocoa &amp; non-alcoholic beverages</i>  | 1.4                       | 1.2          | 1.2          | 1.2          | 1.2                         |
| <b>02 Minuman Alkohol dan Tembakau</b><br><i>Alcoholic Beverages and Tobacco</i>   | 2.3                       | 2.3          | 2.2          | 2.3          | 1.9                         |
| <b>03 Pakaian dan Kasut</b><br><i>Clothing and Footwear</i>  | 3.6                       | 3.4          | 3.5          | 3.2          | 2.8                         |
| <b>04 Perumahan, Air, Elektrik, Gas dan Bahan Api Lain</b><br><i>Housing, Water, Electricity, Gas and Other Fuels</i>  | 20.8                      | 19.9         | 19.1         | 19.9         | 23.0                        |
| <b>05 Hiasan, Perkakasan dan Penyelenggaraan Isi Rumah</b><br><i>Furnishings, Household Equipment and Routine Household Maintenance</i>                              | 3.8                       | 4.3          | 4.0          | 4.2          | 5.2                         |
| <b>06 Kesihatan</b><br><i>Health</i>   | 2.5                       | 2.4          | 2.3          | 2.5          | 3.9                         |
| <b>07 Pengangkutan</b><br><i>Transport</i>   | 10.3                      | 11.4         | 11.8         | 12.1         | 10.4                        |
| <b>08 Maklumat dan Komunikasi</b><br><i>Information and Communication</i>  | 6.0                       | 5.7          | 5.7          | 5.9          | 5.0                         |
| <b>09 Rekreasi, Sukan dan Kebudayaan</b><br><i>Recreation, Sport and Culture</i>   | 1.4                       | 2.1          | 2.4          | 2.5          | 2.3                         |
| <b>10 Perkhidmatan Pendidikan</b><br><i>Education Services</i>   | 0.7                       | 0.8          | 1.4          | 1.1          | 0.6                         |
| <b>11 Restoran dan Perkhidmatan Penginapan</b><br><i>Restaurants and Accommodation Services</i>  | 16.2                      | 15.9         | 15.6         | 14.9         | 13.2                        |
| <b>Perbelanjaan makanan di luar rumah</b><br><i>Expenditure on food away from home</i>   | 13.8                      | 13.0         | 12.7         | 12.2         | 11.0                        |
| <b>Perbelanjaan minuman di luar rumah</b><br><i>Expenditure on beverages away from home</i>  | 2.3                       | 2.5          | 2.5          | 2.3          | 1.8                         |
| <b>Perkhidmatan penginapan &amp; lain-lain</b><br><i>Accommodation services &amp; others</i>   | 0.1                       | 0.4          | 0.4          | 0.4          | 0.4                         |
| <b>12 Insurans dan Perkhidmatan Kewangan</b><br><i>Insurance and Financial Services</i>  | 2.1                       | 2.8          | 3.0          | 3.1          | 2.4                         |
| <b>13 Penjagaan Diri, Perlindungan Sosial dan Pelbagai Barangan dan Perkhidmatan</b><br><i>Personal Care, Social Protection and Miscellaneous Goods and Services</i> | 5.9                       | 6.1          | 5.9          | 5.8          | 5.1                         |
| <b>Peratusan perbelanjaan penggunaan isi rumah bulanan (01-13)</b><br><i>Percentage of monthly household consumption expenditure (01-13)</i>                         | <b>100.0</b>              | <b>100.0</b> | <b>100.0</b> | <b>100.0</b> | <b>100.0</b>                |

Jadual 3.7: Perbelanjaan penggunaan isi rumah bulanan purata mengikut saiz isi rumah dan strata, Malaysia, 2024  
 Table 3.7: Mean monthly household consumption expenditure by household size and strata, Malaysia, 2024

| Kumpulan perbelanjaan<br><i>Expenditure groups</i>   | Bandar / Urban                                   |                   |                      |                      |                     |                    |                       | (RM)                                     |
|--|--|-------------------|----------------------|----------------------|---------------------|--------------------|-----------------------|--|
|  | Saiz Isi Rumah (Orang) / Household Size (Person) |                   |                      |                      |                     |                    |                       |  |
|  | Satu<br><i>One</i>                               | Dua<br><i>Two</i> | Tiga<br><i>Three</i> | Empat<br><i>Four</i> | Lima<br><i>Five</i> | Enam<br><i>Six</i> | Tujuh<br><i>Seven</i> | Lapan dan lebih<br><i>Eight and more</i> |
| <b>01 Makanan dan Minuman</b><br><i>Food and Beverages</i>   | 542  | 760               | 866                  | 930                  | 995                 | 1,061              | 1,155                 | 1,292                                    |
| <b>Beras</b><br><i>Rice</i>  | 30   | 39                | 44                   | 48                   | 52                  | 55                 | 62                    | 74                                       |
| <b>Roti &amp; bijirin lain</b><br><i>Bread &amp; other cereals</i>   | 60   | 74                | 87                   | 95                   | 97                  | 107                | 113                   | 123                                      |
| <b>Daging</b><br><i>Meat</i>   | 68   | 100               | 119                  | 132                  | 146                 | 157                | 182                   | 208                                      |
| <b>Ikan &amp; makanan laut</b><br><i>Fish &amp; seafood</i>  | 92   | 162               | 188                  | 203                  | 225                 | 236                | 258                   | 290                                      |
| <b>Susu, keju &amp; telur</b><br><i>Milk, cheese &amp; eggs</i>  | 45   | 60                | 60                   | 60                   | 65                  | 72                 | 76                    | 85                                       |
| <b>Minyak &amp; lemak</b><br><i>Oils &amp; fats</i>  | 23   | 33                | 35                   | 37                   | 37                  | 37                 | 38                    | 39                                       |
| <b>Buah-buahan</b><br><i>Fruits</i>  | 56   | 69                | 78                   | 79                   | 72                  | 72                 | 79                    | 77                                       |
| <b>Sayur-sayuran</b><br><i>Vegetables</i>  | 53   | 79                | 84                   | 90                   | 97                  | 102                | 108                   | 120                                      |
| <b>Gula, jem, madu, coklat &amp; manisan</b><br><i>Sugar, jam, honey, chocolate &amp; confectionery</i>  | 17   | 20                | 25                   | 28                   | 31                  | 34                 | 34                    | 37                                       |
| <b>Keluaran makanan t.t.f.l</b><br><i>Food products n.e.c</i>  | 64   | 87                | 107                  | 114                  | 127                 | 142                | 154                   | 175                                      |
| <b>Kopi, teh, koko &amp; minuman bukan alkohol</b><br><i>Coffee, tea, cocoa &amp; non-alcoholic beverages</i>  | 33   | 37                | 40                   | 43                   | 46                  | 48                 | 53                    | 62                                       |
| <b>02 Minuman Alkohol dan Tembakau</b><br><i>Alcoholic Beverages and Tobacco</i>   | 77   | 87                | 97                   | 101                  | 98                  | 93                 | 103                   | 113                                      |
| <b>03 Pakaian dan Kasut</b><br><i>Clothing and Footwear</i>  | 87   | 121               | 151                  | 171                  | 193                 | 221                | 246                   | 267                                      |
| <b>04 Perumahan, Air, Elektrik, Gas dan Bahan Api Lain</b><br><i>Housing, Water, Electricity, Gas and Other Fuels</i>  | 1,376  | 1,459             | 1,490                | 1,504                | 1,446               | 1,460              | 1,433                 | 1,586                                    |
| <b>05 Hiasan, Perkakasan dan Penyelenggaraan Isi Rumah</b><br><i>Furnishings, Household Equipment and Routine Household Maintenance</i>                              | 206  | 261               | 294                  | 301                  | 303                 | 334                | 327                   | 386                                      |
| <b>06 Kesihatan</b><br><i>Health</i>   | 140  | 175               | 159                  | 154                  | 159                 | 161                | 164                   | 175                                      |
| <b>07 Pengangkutan</b><br><i>Transport</i>   | 440  | 550               | 641                  | 710                  | 770                 | 808                | 897                   | 947                                      |
| <b>08 Maklumat dan Komunikasi</b><br><i>Information and Communication</i>  | 220  | 309               | 390                  | 441                  | 443                 | 463                | 479                   | 521                                      |
| <b>09 Rekreasi, Sukan dan Kebudayaan</b><br><i>Recreation, Sport and Culture</i>   | 124  | 165               | 198                  | 229                  | 239                 | 257                | 261                   | 284                                      |
| <b>10 Perkhidmatan Pendidikan</b><br><i>Education Services</i>   | 8  | 14                | 67                   | 116                  | 157                 | 174                | 182                   | 217                                      |
| <b>11 Restoran dan Perkhidmatan Penginapan</b><br><i>Restaurants and Accommodation Services</i>  | 673  | 858               | 1,055                | 1,206                | 1,206               | 1,269              | 1,308                 | 1,346                                    |
| <b>Perbelanjaan makanan di luar rumah</b><br><i>Expenditure on food away from home</i>   | 516  | 670               | 824                  | 945                  | 945                 | 981                | 1,037                 | 1,058                                    |
| <b>Perbelanjaan minuman di luar rumah</b><br><i>Expenditure on beverages away from home</i>  | 116  | 146               | 181                  | 204                  | 201                 | 210                | 210                   | 210                                      |
| <b>Perkhidmatan penginapan &amp; lain-lain</b><br><i>Accommodation services &amp; others</i>   | 41   | 42                | 50                   | 57                   | 60                  | 78                 | 62                    | 78                                       |
| <b>12 Insurans dan Perkhidmatan Kewangan</b><br><i>Insurance and Financial Services</i>  | 156  | 259               | 304                  | 354                  | 351                 | 358                | 326                   | 318                                      |
| <b>13 Penjagaan Diri, Perlindungan Sosial dan Pelbagai Barangan dan Perkhidmatan</b><br><i>Personal Care, Social Protection and Miscellaneous Goods and Services</i> | 192  | 275               | 329                  | 379                  | 390                 | 443                | 478                   | 513                                      |
| <b>Perbelanjaan penggunaan isi rumah bulanan purata (01-13)</b><br><i>Mean monthly household consumption expenditure (01-13)</i>                                     | <b>4,239</b>                                     | <b>5,292</b>      | <b>6,040</b>         | <b>6,597</b>         | <b>6,750</b>        | <b>7,102</b>       | <b>7,358</b>          | <b>7,966</b>                             |

Jadual 3.7: Perbelanjaan penggunaan isi rumah bulanan purata mengikut saiz dan strata, Malaysia, 2024 (samb.)  
 Table 3.7: Mean monthly household consumption expenditure by size and strata, Malaysia, 2024 (cont'd)

| Kumpulan perbelanjaan<br>Expenditure groups  | Luar Bandar / Rural (RM)                         |              |               |               |              |              |                |   |
|--|--|--------------|---------------|---------------|--------------|--------------|----------------|---|
|  | Saiz Isi Rumah (Orang) / Household Size (Person) |              |               |               |              |              |                |   |
|  | Satu<br>One                                      | Dua<br>Two   | Tiga<br>Three | Empat<br>Four | Lima<br>Five | Enam<br>Six  | Tujuh<br>Seven | Lapan dan<br>lebih<br>Eight and<br>more |
| <b>01 Makanan dan Minuman</b><br><i>Food and Beverages</i>   | 505  | 725          | 849           | 895           | 981          | 1,056        | 1,089          | 1,228                                   |
| <b>Beras</b><br><i>Rice</i>  | 30   | 40           | 47            | 54            | 60           | 65           | 68             | 88                                      |
| <b>Roti &amp; bijirin lain</b><br><i>Bread &amp; other cereals</i>   | 45   | 57           | 67            | 71            | 78           | 88           | 86             | 100                                     |
| <b>Daging</b><br><i>Meat</i>   | 66   | 101          | 128           | 139           | 163          | 178          | 182            | 205                                     |
| <b>Ikan &amp; makanan laut</b><br><i>Fish &amp; seafood</i>  | 103  | 174          | 204           | 212           | 231          | 239          | 248            | 279                                     |
| <b>Susu, keju &amp; telur</b><br><i>Milk, cheese &amp; eggs</i>  | 40   | 56           | 57            | 58            | 60           | 68           | 72             | 78                                      |
| <b>Minyak &amp; lemak</b><br><i>Oils &amp; fats</i>  | 18   | 26           | 29            | 30            | 31           | 33           | 33             | 34                                      |
| <b>Buah-buahan</b><br><i>Fruits</i>  | 43   | 49           | 54            | 55            | 56           | 57           | 64             | 67                                      |
| <b>Sayur-sayuran</b><br><i>Vegetables</i>  | 62   | 88           | 98            | 99            | 107          | 112          | 115            | 124                                     |
| <b>Gula, jem, madu, coklat &amp; manisan</b><br><i>Sugar, jam, honey, chocolate &amp; confectionery</i>  | 13   | 17           | 22            | 24            | 28           | 31           | 31             | 37                                      |
| <b>Keluaran makanan t.t.t.l</b><br><i>Food products n.e.c</i>  | 52   | 78           | 98            | 105           | 120          | 134          | 137            | 153                                     |
| <b>Kopi, teh, koko &amp; minuman bukan alkohol</b><br><i>Coffee, tea, cocoa &amp; non-alcoholic beverages</i>  | 33   | 39           | 43            | 48            | 48           | 54           | 54             | 65                                      |
| <b>02 Minuman Alkohol dan Tembakau</b><br><i>Alcoholic Beverages and Tobacco</i>   | 51   | 69           | 86            | 87            | 90           | 103          | 109            | 115                                     |
| <b>03 Pakaian dan Kasut</b><br><i>Clothing and Footwear</i>  | 49   | 78           | 110           | 129           | 155          | 165          | 211            | 197                                     |
| <b>04 Perumahan, Air, Elektrik, Gas dan Bahan Api Lain</b><br><i>Housing, Water, Electricity, Gas and Other Fuels</i>  | 593  | 723          | 770           | 772           | 798          | 828          | 825            | 890                                     |
| <b>05 Hiasan, Perkakasan dan Penyelenggaraan Isi Rumah</b><br><i>Furnishings, Household Equipment and Routine Household Maintenance</i>                              | 121  | 151          | 162           | 160           | 183          | 177          | 182            | 206                                     |
| <b>06 Kesihatan</b><br><i>Health</i>   | 76   | 105          | 116           | 92            | 97           | 105          | 104            | 106                                     |
| <b>07 Pengangkutan</b><br><i>Transport</i>   | 190  | 334          | 457           | 461           | 513          | 544          | 551            | 664                                     |
| <b>08 Maklumat dan Komunikasi</b><br><i>Information and Communication</i>  | 87   | 152          | 217           | 232           | 261          | 271          | 283            | 320                                     |
| <b>09 Rekreasi, Sukan dan Kebudayaan</b><br><i>Recreation, Sport and Culture</i>   | 39   | 66           | 91            | 102           | 104          | 120          | 122            | 127                                     |
| <b>10 Perkhidmatan Pendidikan</b><br><i>Education Services</i>   | 2  | 6            | 25            | 38            | 66           | 78           | 82             | 94                                      |
| <b>11 Restoran dan Perkhidmatan Penginapan</b><br><i>Restaurants and Accommodation Services</i>  | 258  | 392          | 551           | 609           | 694          | 739          | 773            | 795                                     |
| <b>Perbelanjaan makanan di luar rumah</b><br><i>Expenditure on food away from home</i>   | 213  | 324          | 452           | 499           | 568          | 601          | 632            | 660                                     |
| <b>Perbelanjaan minuman di luar rumah</b><br><i>Expenditure on beverages away from home</i>  | 38   | 59           | 84            | 91            | 108          | 113          | 116            | 112                                     |
| <b>Perkhidmatan penginapan &amp; lain-lain</b><br><i>Accommodation services &amp; others</i>   | 7  | 9            | 15            | 19            | 17           | 26           | 24             | 23                                      |
| <b>12 Insurans dan Perkhidmatan Kewangan</b><br><i>Insurance and Financial Services</i>  | 43   | 80           | 114           | 122           | 126          | 143          | 149            | 133                                     |
| <b>13 Penjagaan Diri, Perlindungan Sosial dan Pelbagai Barangan dan Perkhidmatan</b><br><i>Personal Care, Social Protection and Miscellaneous Goods and Services</i> | 93   | 151          | 210           | 221           | 265          | 287          | 319            | 357                                     |
| <b>Perbelanjaan penggunaan isi rumah bulanan purata (01-13)</b><br><i>Mean monthly household consumption expenditure (01-13)</i>                                     | <b>2,108</b>                                     | <b>3,033</b> | <b>3,758</b>  | <b>3,919</b>  | <b>4,333</b> | <b>4,619</b> | <b>4,798</b>   | <b>5,232</b>                            |

**Jadual 3.8: Peratusan perbelanjaan penggunaan isi rumah bulanan mengikut saiz isi rumah dan strata, Malaysia, 2024**  
**Table 3.8: Percentage of monthly household consumption expenditure by household size and strata, Malaysia, 2024**

| Kumpulan perbelanjaan<br><i>Expenditure groups</i>   | Bandar / Urban (%)                               |                   |                      |                      |                     |                    |                       |  |
|--|--|-------------------|----------------------|----------------------|---------------------|--------------------|-----------------------|--|
|  | Saiz Isi Rumah (Orang) / Household Size (Person) |                   |                      |                      |                     |                    |                       |  |
|  | Satu<br><i>One</i>                               | Dua<br><i>Two</i> | Tiga<br><i>Three</i> | Empat<br><i>Four</i> | Lima<br><i>Five</i> | Enam<br><i>Six</i> | Tujuh<br><i>Seven</i> | Lapan dan lebih<br><i>Eight and more</i> |
| <b>01 Makanan dan Minuman</b><br><i>Food and Beverages</i>   | 12.8   | 14.4              | 14.3                 | 14.1                 | 14.7                | 14.9               | 15.7                  | 16.2                                     |
| Beras<br><i>Rice</i>   | 0.7  | 0.7               | 0.7                  | 0.7                  | 0.8                 | 0.8                | 0.8                   | 0.9                                      |
| Roti & bijirin lain<br><i>Bread &amp; other cereals</i>  | 1.4  | 1.4               | 1.4                  | 1.4                  | 1.4                 | 1.5                | 1.5                   | 1.5                                      |
| Daging<br><i>Meat</i>  | 1.6  | 1.9               | 2.0                  | 2.0                  | 2.2                 | 2.2                | 2.5                   | 2.6                                      |
| Ikan & makanan laut<br><i>Fish &amp; seafood</i>   | 2.2  | 3.1               | 3.1                  | 3.1                  | 3.3                 | 3.3                | 3.5                   | 3.6                                      |
| Susu, keju & telur<br><i>Milk, cheese &amp; eggs</i>   | 1.1  | 1.1               | 1.0                  | 0.9                  | 1.0                 | 1.0                | 1.0                   | 1.1                                      |
| Minyak & lemak<br><i>Oils &amp; fats</i>   | 0.6  | 0.6               | 0.6                  | 0.6                  | 0.5                 | 0.5                | 0.5                   | 0.5                                      |
| Buah-buahan<br><i>Fruits</i>   | 1.3  | 1.3               | 1.3                  | 1.2                  | 1.1                 | 1.0                | 1.1                   | 1.0                                      |
| Sayur-sayuran<br><i>Vegetables</i>   | 1.3  | 1.5               | 1.4                  | 1.4                  | 1.4                 | 1.4                | 1.5                   | 1.5                                      |
| Gula, jem, madu, coklat & manisan<br><i>Sugar, jam, honey, chocolate &amp; confectionery</i>   | 0.4  | 0.4               | 0.4                  | 0.4                  | 0.5                 | 0.5                | 0.5                   | 0.5                                      |
| Keluaran makanan t.t.t.l<br><i>Food products n.e.c</i>   | 1.5  | 1.6               | 1.8                  | 1.7                  | 1.9                 | 2.0                | 2.1                   | 2.2                                      |
| Kopi, teh, koko & minuman bukan alkohol<br><i>Coffee, tea, cocoa &amp; non-alcoholic beverages</i>   | 0.8  | 0.7               | 0.7                  | 0.6                  | 0.7                 | 0.7                | 0.7                   | 0.8                                      |
| <b>02 Minuman Alkohol dan Tembakau</b><br><i>Alcoholic Beverages and Tobacco</i>   | 1.8  | 1.6               | 1.6                  | 1.5                  | 1.5                 | 1.3                | 1.4                   | 1.4                                      |
| <b>03 Pakaian dan Kasut</b><br><i>Clothing and Footwear</i>  | 2.0  | 2.3               | 2.5                  | 2.6                  | 2.9                 | 3.1                | 3.3                   | 3.4                                      |
| <b>04 Perumahan, Air, Elektrik, Gas dan Bahan Api Lain</b><br><i>Housing, Water, Electricity, Gas and Other Fuels</i>  | 32.5   | 27.6              | 24.7                 | 22.8                 | 21.4                | 20.6               | 19.5                  | 19.9                                     |
| <b>05 Hiasan, Perkakasan dan Penyelenggaraan Isi Rumah</b><br><i>Furnishings, Household Equipment and Routine Household Maintenance</i>                              | 4.9  | 4.9               | 4.9                  | 4.6                  | 4.5                 | 4.7                | 4.4                   | 4.8                                      |
| <b>06 Kesihatan</b><br><i>Health</i>   | 3.3  | 3.3               | 2.6                  | 2.3                  | 2.4                 | 2.3                | 2.2                   | 2.2                                      |
| <b>07 Pengangkutan</b><br><i>Transport</i>   | 10.4   | 10.4              | 10.6                 | 10.8                 | 11.4                | 11.4               | 12.2                  | 11.9                                     |
| <b>08 Maklumat dan Komunikasi</b><br><i>Information and Communication</i>  | 5.2  | 5.8               | 6.5                  | 6.7                  | 6.6                 | 6.5                | 6.5                   | 6.5                                      |
| <b>09 Rekreasi, Sukan dan Kebudayaan</b><br><i>Recreation, Sport and Culture</i>   | 2.9  | 3.1               | 3.3                  | 3.5                  | 3.5                 | 3.6                | 3.6                   | 3.6                                      |
| <b>10 Perkhidmatan Pendidikan</b><br><i>Education Services</i>   | 0.2  | 0.3               | 1.1                  | 1.8                  | 2.3                 | 2.4                | 2.5                   | 2.7                                      |
| <b>11 Restoran dan Perkhidmatan Penginapan</b><br><i>Restaurants and Accommodation Services</i>  | 15.9   | 16.2              | 17.5                 | 18.3                 | 17.9                | 17.9               | 17.8                  | 16.9                                     |
| Perbelanjaan makanan di luar rumah<br><i>Expenditure on food away from home</i>  | 12.2   | 12.7              | 13.6                 | 14.3                 | 14.0                | 13.8               | 14.1                  | 13.3                                     |
| Perbelanjaan minuman di luar rumah<br><i>Expenditure on beverages away from home</i>   | 2.7  | 2.8               | 3.0                  | 3.1                  | 3.0                 | 3.0                | 2.8                   | 2.6                                      |
| Perkhidmatan penginapan & lain-lain<br><i>Accommodation services &amp; others</i>  | 1.0  | 0.8               | 0.8                  | 0.9                  | 0.9                 | 1.1                | 0.8                   | 1.0                                      |
| <b>12 Insurans dan Perkhidmatan Kewangan</b><br><i>Insurance and Financial Services</i>  | 3.7  | 4.9               | 5.0                  | 5.4                  | 5.2                 | 5.0                | 4.4                   | 4.0                                      |
| <b>13 Penjagaan Diri, Perlindungan Sosial dan Pelbagai Barangan dan Perkhidmatan</b><br><i>Personal Care, Social Protection and Miscellaneous Goods and Services</i> | 4.5  | 5.2               | 5.4                  | 5.7                  | 5.8                 | 6.2                | 6.5                   | 6.4                                      |
| <b>Peratusan perbelanjaan penggunaan isi rumah bulanan (01-13)</b><br><i>Percentage of monthly household consumption expenditure (01-13)</i>                         | <b>100.0</b>                                     | <b>100.0</b>      | <b>100.0</b>         | <b>100.0</b>         | <b>100.0</b>        | <b>100.0</b>       | <b>100.0</b>          | <b>100.0</b>                             |

Jadual 3.8: Peratusan perbelanjaan penggunaan isi rumah bulanan mengikut saiz isi rumah dan strata, Malaysia, 2024 (samb.)  
 Table 3.8: Percentage of monthly household consumption expenditure by household size and strata, Malaysia, 2024 (cont'd)

| Kumpulan perbelanjaan<br><i>Expenditure groups</i>   | Luar Bandar / Rural (%)                          |                   |                      |                      |                     |                    |                       |  |
|--|--|-------------------|----------------------|----------------------|---------------------|--------------------|-----------------------|--|
|  | Saiz Isi Rumah (Orang) / Household Size (Person) |                   |                      |                      |                     |                    |                       |  |
|  | Satu<br><i>One</i>                               | Dua<br><i>Two</i> | Tiga<br><i>Three</i> | Empat<br><i>Four</i> | Lima<br><i>Five</i> | Enam<br><i>Six</i> | Tujuh<br><i>Seven</i> | Lapan dan lebih<br><i>Eight and more</i> |
| <b>01 Makanan dan Minuman</b><br><i>Food and Beverages</i>   | 23.9   | 23.9              | 22.6                 | 22.8                 | 22.6                | 22.9               | 22.7                  | 23.5                                     |
| <i>Food and Beverages</i>  |  |                   |                      |                      |                     |                    |                       |  |
| <b>Beras</b><br><i>Rice</i>  | 1.4  | 1.3               | 1.2                  | 1.4                  | 1.4                 | 1.4                | 1.4                   | 1.7                                      |
| <b>Roti &amp; bijirin lain</b><br><i>Bread &amp; other cereals</i>   | 2.1  | 1.9               | 1.8                  | 1.8                  | 1.8                 | 1.9                | 1.8                   | 1.9                                      |
| <b>Daging</b><br><i>Meat</i>   | 3.1  | 3.3               | 3.4                  | 3.5                  | 3.8                 | 3.9                | 3.8                   | 3.9                                      |
| <b>Ikan &amp; makanan laut</b><br><i>Fish &amp; seafood</i>  | 4.9  | 5.8               | 5.4                  | 5.4                  | 5.3                 | 5.2                | 5.2                   | 5.3                                      |
| <b>Susu, keju &amp; telur</b><br><i>Milk, cheese &amp; eggs</i>  | 1.9  | 1.8               | 1.5                  | 1.5                  | 1.4                 | 1.5                | 1.5                   | 1.5                                      |
| <b>Minyak &amp; lemak</b><br><i>Oils &amp; fats</i>  | 0.8  | 0.9               | 0.8                  | 0.8                  | 0.7                 | 0.7                | 0.7                   | 0.6                                      |
| <b>Buah-buahan</b><br><i>Fruits</i>  | 2.0  | 1.6               | 1.4                  | 1.4                  | 1.3                 | 1.2                | 1.3                   | 1.3                                      |
| <b>Sayur-sayuran</b><br><i>Vegetables</i>  | 2.9  | 2.9               | 2.6                  | 2.5                  | 2.5                 | 2.4                | 2.4                   | 2.4                                      |
| <b>Gula, jem, madu, coklat &amp; manisan</b><br><i>Sugar, jam, honey, chocolate &amp; confectionery</i>  | 0.6  | 0.6               | 0.6                  | 0.6                  | 0.6                 | 0.7                | 0.7                   | 0.7                                      |
| <b>Keluaran makanan t.t.t.l</b><br><i>Food products n.e.c</i>  | 2.5  | 2.6               | 2.6                  | 2.7                  | 2.8                 | 2.9                | 2.9                   | 2.9                                      |
| <b>Kopi, teh, koko &amp; minuman bukan alkohol</b><br><i>Coffee, tea, cocoa &amp; non-alcoholic beverages</i>  | 1.6  | 1.3               | 1.2                  | 1.2                  | 1.1                 | 1.2                | 1.1                   | 1.2                                      |
| <b>02 Minuman Alkohol dan Tembakau</b><br><i>Alcoholic Beverages and Tobacco</i>   | 2.4  | 2.3               | 2.3                  | 2.2                  | 2.1                 | 2.2                | 2.3                   | 2.2                                      |
| <b>03 Pakaian dan Kasut</b><br><i>Clothing and Footwear</i>  | 2.3  | 2.6               | 2.9                  | 3.3                  | 3.6                 | 3.6                | 4.4                   | 3.8                                      |
| <b>04 Perumahan, Air, Elektrik, Gas dan Bahan Api Lain</b><br><i>Housing, Water, Electricity, Gas and Other Fuels</i>  | 28.2   | 23.8              | 20.5                 | 19.7                 | 18.4                | 17.9               | 17.2                  | 17.0                                     |
| <b>05 Hiasan, Perkakasan dan Penyelenggaraan Isi Rumah</b><br><i>Furnishings, Household Equipment and Routine Household Maintenance</i>                              | 5.8  | 5.0               | 4.3                  | 4.1                  | 4.2                 | 3.8                | 3.8                   | 3.9                                      |
| <b>06 Kesihatan</b><br><i>Health</i>   | 3.6  | 3.5               | 3.1                  | 2.4                  | 2.2                 | 2.3                | 2.2                   | 2.0                                      |
| <b>07 Pengangkutan</b><br><i>Transport</i>   | 9.0  | 11.0              | 12.1                 | 11.8                 | 11.8                | 11.8               | 11.5                  | 12.7                                     |
| <b>08 Maklumat dan Komunikasi</b><br><i>Information and Communication</i>  | 4.2  | 5.0               | 5.8                  | 5.9                  | 6.0                 | 5.9                | 5.9                   | 6.1                                      |
| <b>09 Rekreasi, Sukan dan Kebudayaan</b><br><i>Recreation, Sport and Culture</i>   | 1.8  | 2.2               | 2.4                  | 2.6                  | 2.4                 | 2.6                | 2.5                   | 2.4                                      |
| <b>10 Perkhidmatan Pendidikan</b><br><i>Education Services</i>   | 0.1  | 0.2               | 0.7                  | 1.0                  | 1.5                 | 1.7                | 1.7                   | 1.8                                      |
| <b>11 Restoran dan Perkhidmatan Penginapan</b><br><i>Restaurants and Accommodation Services</i>  | 12.2   | 12.9              | 14.7                 | 15.5                 | 16.0                | 16.0               | 16.1                  | 15.2                                     |
| <b>Perbelanjaan makanan di luar rumah</b><br><i>Expenditure on food away from home</i>   | 10.1   | 10.7              | 12.0                 | 12.7                 | 13.1                | 13.0               | 13.2                  | 12.6                                     |
| <b>Perbelanjaan minuman di luar rumah</b><br><i>Expenditure on beverages away from home</i>  | 1.8  | 1.9               | 2.2                  | 2.3                  | 2.5                 | 2.4                | 2.4                   | 2.1                                      |
| <b>Perkhidmatan penginapan &amp; lain-lain</b><br><i>Accommodation services &amp; others</i>   | 0.3  | 0.3               | 0.4                  | 0.5                  | 0.4                 | 0.6                | 0.5                   | 0.4                                      |
| <b>12 Insurans dan Perkhidmatan Kewangan</b><br><i>Insurance and Financial Services</i>  | 2.0  | 2.6               | 3.0                  | 3.1                  | 2.9                 | 3.1                | 3.1                   | 2.5                                      |
| <b>13 Penjagaan Diri, Perlindungan Sosial dan Pelbagai Barangan dan Perkhidmatan</b><br><i>Personal Care, Social Protection and Miscellaneous Goods and Services</i> | 4.4  | 5.0               | 5.6                  | 5.6                  | 6.1                 | 6.2                | 6.6                   | 6.8                                      |
| <b>Peratusan perbelanjaan penggunaan isi rumah bulanan (01-13)</b><br><i>Percentage of monthly household consumption expenditure (01-13)</i>                         | <b>100.0</b>                                     | <b>100.0</b>      | <b>100.0</b>         | <b>100.0</b>         | <b>100.0</b>        | <b>100.0</b>       | <b>100.0</b>          | <b>100.0</b>                             |

Jadual 3.9: Perbelanjaan penggunaan isi rumah bulanan purata mengikut pekerjaan ketua isi rumah dan strata, Malaysia, 2024  
 Table 3.9: Mean monthly household consumption expenditure by occupation of the head of household and strata, Malaysia, 2024

| Kumpulan perbelanjaan<br>Expenditure groups  | Jumlah / Total (RM)             |                 |                 |                 |                 |                 |                 |                 |                 |                 |
|--|---------------------------------|-----------------|-----------------|-----------------|-----------------|-----------------|-----------------|-----------------|-----------------|-----------------|
|  | Kod Pekerjaan / Occupation Code |                 |                 |                 |                 |                 |                 |                 |                 |                 |
|  | Kod 1<br>Code 1                 | Kod 2<br>Code 2 | Kod 3<br>Code 2 | Kod 4<br>Code 4 | Kod 5<br>Code 5 | Kod 6<br>Code 6 | Kod 7<br>Code 7 | Kod 8<br>Code 8 | Kod 9<br>Code 9 | Kod 0<br>Code 0 |
| <b>01 Makanan dan Minuman</b><br><i>Food and Beverages</i>   | 1,054                           | 964             | 897             | 871             | 859             | 895             | 882             | 856             | 790             | 729             |
| <b>Beras</b><br><i>Rice</i>  | 51                              | 48              | 47              | 47              | 47              | 55              | 47              | 46              | 49              | 40              |
| <b>Roti &amp; bijirin lain</b><br><i>Bread &amp; other cereals</i>   | 111                             | 103             | 93              | 82              | 79              | 70              | 80              | 82              | 69              | 62              |
| <b>Daging</b><br><i>Meat</i>   | 153                             | 138             | 127             | 127             | 127             | 142             | 133             | 119             | 118             | 95              |
| <b>Ikan &amp; makanan laut</b><br><i>Fish &amp; seafood</i>  | 232                             | 204             | 192             | 188             | 190             | 212             | 198             | 190             | 177             | 163             |
| <b>Susu, keju &amp; telur</b><br><i>Milk, cheese &amp; eggs</i>  | 71                              | 64              | 60              | 61              | 58              | 61              | 59              | 56              | 51              | 64              |
| <b>Minyak &amp; lemak</b><br><i>Oils &amp; fats</i>  | 41                              | 38              | 35              | 34              | 32              | 29              | 32              | 33              | 28              | 30              |
| <b>Buah-buahan</b><br><i>Fruits</i>  | 107                             | 98              | 71              | 65              | 60              | 56              | 59              | 57              | 47              | 57              |
| <b>Sayur-sayuran</b><br><i>Vegetables</i>  | 90                              | 84              | 85              | 88              | 91              | 105             | 94              | 90              | 91              | 82              |
| <b>Gula, jem, madu, coklat &amp; manisan</b><br><i>Sugar, jam, honey, chocolate &amp; confectionery</i>  | 32                              | 29              | 27              | 27              | 26              | 22              | 26              | 24              | 22              | 19              |
| <b>Keluaran makanan t.t.t.I</b><br><i>Food products n.e.c</i>  | 116                             | 112             | 118             | 111             | 109             | 98              | 109             | 119             | 96              | 84              |
| <b>Kopi, teh, koko &amp; minuman bukan alkohol</b><br><i>Coffee, tea, cocoa &amp; non-alcoholic beverages</i>  | 50                              | 45              | 43              | 44              | 42              | 46              | 45              | 40              | 43              | 34              |
| <b>02 Minuman Alkohol dan Tembakau</b><br><i>Alcoholic Beverages and Tobacco</i>   | 161                             | 93              | 97              | 65              | 82              | 103             | 107             | 95              | 87              | 49              |
| <b>03 Pakaian dan Kasut</b><br><i>Clothing and Footwear</i>  | 212                             | 191             | 175             | 154             | 145             | 119             | 138             | 148             | 115             | 100             |
| <b>04 Perumahan, Air, Elektrik, Gas dan Bahan Api Lain</b><br><i>Housing, Water, Electricity, Gas and Other Fuels</i>  | 2,319                           | 1,924           | 1,397           | 1,201           | 1,038           | 806             | 1,018           | 1,036           | 775             | 1,182           |
| <b>05 Hiasan, Perkakasan dan Penyelenggaraan Isi Rumah</b><br><i>Furnishings, Household Equipment and Routine Household Maintenance</i>                              | 493                             | 369             | 287             | 234             | 203             | 171             | 213             | 215             | 149             | 207             |
| <b>06 Kesihatan</b><br><i>Health</i>   | 228                             | 186             | 145             | 123             | 121             | 110             | 123             | 122             | 80              | 180             |
| <b>07 Pengangkutan</b><br><i>Transport</i>   | 1,270                           | 842             | 657             | 561             | 523             | 446             | 496             | 539             | 360             | 369             |
| <b>08 Maklumat dan Komunikasi</b><br><i>Information and Communication</i>  | 589                             | 521             | 411             | 336             | 289             | 212             | 292             | 312             | 205             | 227             |
| <b>09 Rekreasi, Sukan dan Kebudayaan</b><br><i>Recreation, Sport and Culture</i>   | 436                             | 288             | 207             | 137             | 127             | 98              | 137             | 133             | 77              | 102             |
| <b>10 Perkhidmatan Pendidikan</b><br><i>Education Services</i>   | 141                             | 136             | 105             | 94              | 53              | 35              | 61              | 70              | 32              | 30              |
| <b>11 Restoran dan Perkhidmatan Penginapan</b><br><i>Restaurants and Accommodation Services</i>  | 1,556                           | 1,347           | 1,139           | 925             | 836             | 522             | 823             | 920             | 612             | 591             |
| <b>Perbelanjaan makanan di luar rumah</b><br><i>Expenditure on food away from home</i>   | 1,160                           | 1,034           | 897             | 736             | 673             | 431             | 668             | 729             | 500             | 477             |
| <b>Perbelanjaan minuman di luar rumah</b><br><i>Expenditure on beverages away from home</i>  | 245                             | 231             | 198             | 158             | 138             | 77              | 134             | 161             | 99              | 93              |
| <b>Perkhidmatan penginapan &amp; lain-lain</b><br><i>Accommodation services &amp; others</i>   | 151                             | 83              | 45              | 31              | 25              | 14              | 22              | 30              | 13              | 21              |
| <b>12 Insurans dan Perkhidmatan Kewangan</b><br><i>Insurance and Financial Services</i>  | 624                             | 478             | 317             | 212             | 171             | 109             | 180             | 179             | 89              | 135             |
| <b>13 Penjagaan Diri, Perlindungan Sosial dan Pelbagai Barangan dan Perkhidmatan</b><br><i>Personal Care, Social Protection and Miscellaneous Goods and Services</i> | 568                             | 462             | 342             | 314             | 269             | 211             | 264             | 269             | 193             | 196             |
| <b>Perbelanjaan penggunaan isi rumah purata (01-13)</b><br><i>Mean monthly household consumption expenditure (01-13)</i>   | <b>9,651</b>                    | <b>7,801</b>    | <b>6,176</b>    | <b>5,230</b>    | <b>4,714</b>    | <b>3,838</b>    | <b>4,735</b>    | <b>4,893</b>    | <b>3,566</b>    | <b>4,098</b>    |

Nota / Note:

Sila rujuk lampiran di muka surat 304 untuk keterangan kod pekerjaan  
 Please refer to the appendix on page 319 for description of occupation code

Jadual 3.9: Perbelanjaan penggunaan isi rumah bulanan purata mengikut pekerjaan ketua isi rumah dan strata, Malaysia, 2024 (samb.)

Table 3.9: Mean monthly household consumption expenditure by occupation of the head of household and strata, Malaysia, 2024 (cont'd)

| Kumpulan perbelanjaan<br>Expenditure groups  | Bandar / Urban (RM)             |                 |                 |                 |                 |                 |                 |                 |                 |                 |
|--|---------------------------------|-----------------|-----------------|-----------------|-----------------|-----------------|-----------------|-----------------|-----------------|-----------------|
|  | Kod Pekerjaan / Occupation Code |                 |                 |                 |                 |                 |                 |                 |                 |                 |
|  | Kod 1<br>Code 1                 | Kod 2<br>Code 2 | Kod 3<br>Code 2 | Kod 4<br>Code 4 | Kod 5<br>Code 5 | Kod 6<br>Code 6 | Kod 7<br>Code 7 | Kod 8<br>Code 8 | Kod 9<br>Code 9 | Kod 0<br>Code 0 |
| <b>01 Makanan dan Minuman</b><br><i>Food and Beverages</i>   | 1,054                           | 955             | 891             | 867             | 849             | 867             | 868             | 849             | 804             | 742             |
| Beras<br><i>Rice</i>   | 51                              | 48              | 46              | 46              | 45              | 50              | 46              | 44              | 46              | 40              |
| Roti & bijirin lain<br><i>Bread &amp; other cereals</i>  | 114                             | 104             | 94              | 84              | 80              | 74              | 81              | 85              | 74              | 65              |
| Daging<br><i>Meat</i>  | 151                             | 135             | 125             | 125             | 123             | 127             | 128             | 114             | 118             | 97              |
| Ikan & makanan laut<br><i>Fish &amp; seafood</i>   | 230                             | 200             | 188             | 185             | 186             | 204             | 191             | 186             | 177             | 165             |
| Susu, keju & telur<br><i>Milk, cheese &amp; eggs</i>   | 71                              | 63              | 60              | 61              | 59              | 64              | 59              | 56              | 52              | 65              |
| Minyak & lemak<br><i>Oils &amp; fats</i>   | 41                              | 38              | 35              | 34              | 33              | 30              | 33              | 33              | 31              | 31              |
| Buah-buahan<br><i>Fruits</i>   | 110                             | 101             | 73              | 66              | 60              | 58              | 60              | 59              | 52              | 58              |
| Sayur-sayuran<br><i>Vegetables</i>   | 89                              | 83              | 84              | 86              | 88              | 100             | 91              | 88              | 90              | 82              |
| Gula, jem, madu, coklat & manisan<br><i>Sugar, jam, honey, chocolate &amp; confectionery</i>   | 33                              | 28              | 27              | 27              | 25              | 22              | 26              | 24              | 22              | 20              |
| Keluaran makanan t.t.t.l<br><i>Food products n.e.c</i>   | 115                             | 111             | 117             | 111             | 109             | 98              | 108             | 121             | 102             | 86              |
| Kopi, teh, koko & minuman bukan alkohol<br><i>Coffee, tea, cocoa &amp; non-alcoholic beverages</i>   | 50                              | 45              | 42              | 43              | 40              | 39              | 43              | 39              | 40              | 34              |
| <b>02 Minuman Alkohol dan Tembakau</b><br><i>Alcoholic Beverages and Tobacco</i>   | 164                             | 96              | 98              | 66              | 83              | 107             | 110             | 95              | 84              | 52              |
| <b>03 Pakaian dan Kasut</b><br><i>Clothing and Footwear</i>  | 216                             | 190             | 177             | 157             | 150             | 126             | 141             | 150             | 128             | 107             |
| <b>04 Perumahan, Air, Elektrik, Gas dan Bahan Api Lain</b><br><i>Housing, Water, Electricity, Gas and Other Fuels</i>  | 2,437                           | 2,003           | 1,450           | 1,269           | 1,116           | 969             | 1,109           | 1,107           | 912             | 1,323           |
| <b>05 Hiasan, Perkakasan dan Penyelenggaraan Isi Rumah</b><br><i>Furnishings, Household Equipment and Routine Household Maintenance</i>                              | 514                             | 376             | 295             | 246             | 216             | 182             | 232             | 230             | 184             | 225             |
| <b>06 Kesihatan</b><br><i>Health</i>   | 233                             | 188             | 148             | 126             | 129             | 133             | 132             | 128             | 97              | 201             |
| <b>07 Pengangkutan</b><br><i>Transport</i>   | 1,306                           | 841             | 665             | 572             | 546             | 493             | 525             | 556             | 410             | 399             |
| <b>08 Maklumat dan Komunikasi</b><br><i>Information and Communication</i>  | 610                             | 530             | 419             | 350             | 310             | 266             | 317             | 335             | 251             | 254             |
| <b>09 Rekreasi, Sukan dan Kebudayaan</b><br><i>Recreation, Sport and Culture</i>   | 458                             | 295             | 214             | 143             | 140             | 121             | 155             | 144             | 98              | 116             |
| <b>10 Perkhidmatan Pendidikan</b><br><i>Education Services</i>   | 145                             | 140             | 109             | 101             | 57              | 47              | 68              | 77              | 38              | 34              |
| <b>11 Restoran dan Perkhidmatan Penginapan</b><br><i>Restaurants and Accommodation Services</i>  | 1,622                           | 1,381           | 1,176           | 969             | 901             | 639             | 891             | 991             | 754             | 660             |
| Perbelanjaan makanan di luar rumah<br><i>Expenditure on food away from home</i>  | 1,207                           | 1,059           | 924             | 768             | 723             | 519             | 719             | 781             | 609             | 529             |
| Perbelanjaan minuman di luar rumah<br><i>Expenditure on beverages away from home</i>   | 256                             | 238             | 205             | 167             | 151             | 101             | 147             | 176             | 126             | 105             |
| Perkhidmatan penginapan & lain-lain<br><i>Accommodation services &amp; others</i>  | 160                             | 84              | 46              | 34              | 28              | 18              | 26              | 35              | 18              | 25              |
| <b>12 Insurans dan Perkhidmatan Kewangan</b><br><i>Insurance and Financial Services</i>  | 656                             | 495             | 330             | 226             | 189             | 152             | 204             | 200             | 120             | 156             |
| <b>13 Penjagaan Diri, Perlindungan Sosial dan Pelbagai Barangan dan Perkhidmatan</b><br><i>Personal Care, Social Protection and Miscellaneous Goods and Services</i> | 588                             | 465             | 349             | 323             | 282             | 225             | 280             | 280             | 221             | 214             |
| <b>Perbelanjaan penggunaan isi rumah bulanan purata (01-13)</b><br><i>Mean monthly household consumption expenditure (01-13)</i>                                     | <b>10,004</b>                   | <b>7,955</b>    | <b>6,320</b>    | <b>5,416</b>    | <b>4,969</b>    | <b>4,327</b>    | <b>5,032</b>    | <b>5,143</b>    | <b>4,101</b>    | <b>4,483</b>    |

Nota / Note:

Sila rujuk lampiran di muka surat 304 untuk keterangan kod pekerjaan  
Please refer to the eppendix on page 319 for description of occupation code

Jadual 3.9: Perbelanjaan penggunaan isi rumah bulanan purata mengikut pekerjaan ketua isi rumah dan strata, Malaysia, 2024 (samb.)

Table 3.9: Mean monthly household consumption expenditure by occupation of the head of household and strata, Malaysia, 2024 (cont'd)

| Kumpulan perbelanjaan<br>Expenditure groups  | Luar Bandar / Rural (RM)        |                 |                 |                 |                 |                 |                 |                 |                 |                 |
|--|---------------------------------|-----------------|-----------------|-----------------|-----------------|-----------------|-----------------|-----------------|-----------------|-----------------|
|  | Kod Pekerjaan / Occupation Code |                 |                 |                 |                 |                 |                 |                 |                 |                 |
|  | Kod 1<br>Code 1                 | Kod 2<br>Code 2 | Kod 3<br>Code 2 | Kod 4<br>Code 4 | Kod 5<br>Code 5 | Kod 6<br>Code 6 | Kod 7<br>Code 7 | Kod 8<br>Code 8 | Kod 9<br>Code 9 | Kod 0<br>Code 0 |
| <b>01 Makanan dan Minuman</b><br><i>Food and Beverages</i>   | 1,055                           | 1,065           | 955             | 896             | 895             | 903             | 924             | 886             | 774             | 690             |
| <b>Beras</b><br><i>Rice</i>  | 56                              | 56              | 51              | 51              | 53              | 56              | 50              | 52              | 52              | 40              |
| <b>Roti &amp; bijirin lain</b><br><i>Bread &amp; other cereals</i>   | 85                              | 91              | 78              | 74              | 74              | 69              | 76              | 72              | 64              | 53              |
| <b>Daging</b><br><i>Meat</i>   | 171                             | 180             | 151             | 137             | 140             | 146             | 146             | 138             | 117             | 91              |
| <b>Ikan &amp; makanan laut</b><br><i>Fish &amp; seafood</i>  | 253                             | 248             | 232             | 207             | 204             | 214             | 220             | 208             | 178             | 158             |
| <b>Susu, keju &amp; telur</b><br><i>Milk, cheese &amp; eggs</i>  | 72                              | 71              | 60              | 62              | 58              | 61              | 59              | 56              | 49              | 59              |
| <b>Minyak &amp; lemak</b><br><i>Oils &amp; fats</i>  | 36                              | 37              | 33              | 31              | 30              | 29              | 29              | 30              | 24              | 24              |
| <b>Buah-buahan</b><br><i>Fruits</i>  | 72                              | 69              | 53              | 56              | 59              | 55              | 55              | 50              | 42              | 53              |
| <b>Sayur-sayuran</b><br><i>Vegetables</i>  | 105                             | 101             | 97              | 95              | 99              | 106             | 101             | 98              | 91              | 82              |
| <b>Gula, jem, madu, coklat &amp; manisan</b><br><i>Sugar, jam, honey, chocolate &amp; confectionery</i>  | 28                              | 33              | 26              | 26              | 26              | 22              | 26              | 25              | 21              | 17              |
| <b>Keluaran makanan t.t.t.l</b><br><i>Food products n.e.c</i>  | 125                             | 127             | 125             | 109             | 108             | 98              | 111             | 113             | 89              | 78              |
| <b>Kopi, teh, koko &amp; minuman bukan alkohol</b><br><i>Coffee, tea, cocoa &amp; non-alcoholic beverages</i>  | 52                              | 53              | 48              | 47              | 46              | 47              | 51              | 43              | 45              | 34              |
| <b>02 Minuman Alkohol dan Tembakau</b><br><i>Alcoholic Beverages and Tobacco</i>   | 134                             | 65              | 86              | 65              | 75              | 101             | 100             | 95              | 90              | 39              |
| <b>03 Pakaian dan Kasut</b><br><i>Clothing and Footwear</i>  | 168                             | 197             | 162             | 141             | 128             | 117             | 129             | 139             | 100             | 77              |
| <b>04 Perumahan, Air, Elektrik, Gas dan Bahan Api Lain</b><br><i>Housing, Water, Electricity, Gas and Other Fuels</i>  | 1,122                           | 1,016           | 881             | 824             | 749             | 760             | 736             | 757             | 614             | 736             |
| <b>05 Hiasan, Perkakasan dan Penyelenggaraan Isi Rumah</b><br><i>Furnishings, Household Equipment and Routine Household Maintenance</i>                              | 278                             | 294             | 212             | 171             | 153             | 168             | 156             | 152             | 108             | 149             |
| <b>06 Kesihatan</b><br><i>Health</i>   | 172                             | 160             | 118             | 105             | 93              | 104             | 94              | 95              | 61              | 115             |
| <b>07 Pengangkutan</b><br><i>Transport</i>   | 896                             | 857             | 579             | 501             | 436             | 433             | 408             | 469             | 302             | 274             |
| <b>08 Maklumat dan Komunikasi</b><br><i>Information and Communication</i>  | 383                             | 411             | 327             | 257             | 213             | 196             | 216             | 223             | 152             | 143             |
| <b>09 Rekreasi, Sukan dan Kebudayaan</b><br><i>Recreation, Sport and Culture</i>   | 210                             | 209             | 136             | 99              | 80              | 92              | 81              | 89              | 54              | 59              |
| <b>10 Perkhidmatan Pendidikan</b><br><i>Education Services</i>   | 97                              | 96              | 65              | 50              | 36              | 32              | 38              | 42              | 25              | 16              |
| <b>11 Restoran dan Perkhidmatan Penginapan</b><br><i>Restaurants and Accommodation Services</i>  | 880                             | 957             | 784             | 681             | 592             | 489             | 613             | 639             | 446             | 374             |
| <b>Perbelanjaan makanan di luar rumah</b><br><i>Expenditure on food away from home</i>   | 685                             | 745             | 631             | 555             | 491             | 406             | 510             | 526             | 371             | 312             |
| <b>Perbelanjaan minuman di luar rumah</b><br><i>Expenditure on beverages away from home</i>  | 135                             | 148             | 124             | 106             | 89              | 70              | 93              | 104             | 68              | 53              |
| <b>Perkhidmatan penginapan &amp; lain-lain</b><br><i>Accommodation services &amp; others</i>   | 60                              | 65              | 29              | 20              | 12              | 13              | 10              | 9               | 7               | 9               |
| <b>12 Insurans dan Perkhidmatan Kewangan</b><br><i>Insurance and Financial Services</i>  | 298                             | 288             | 188             | 136             | 101             | 97              | 103             | 96              | 54              | 68              |
| <b>13 Penjagaan Diri, Perlindungan Sosial dan Pelbagai Barangan dan Perkhidmatan</b><br><i>Personal Care, Social Protection and Miscellaneous Goods and Services</i> | 362                             | 429             | 278             | 269             | 221             | 207             | 216             | 226             | 160             | 140             |
| <b>Perbelanjaan penggunaan isi rumah bulanan purata (01-13)</b><br><i>Mean monthly household consumption expenditure (01-13)</i>                                     | <b>6,055</b>                    | <b>6,045</b>    | <b>4,772</b>    | <b>4,195</b>    | <b>3,773</b>    | <b>3,700</b>    | <b>3,815</b>    | <b>3,908</b>    | <b>2,940</b>    | <b>2,879</b>    |

Nota / Note :

Sila rujuk lampiran di muka surat 304 untuk keterangan kod pekerjaan  
Please refer to the eppendix on page 319 for description of occupation code

Jadual 3.10: Peratusan perbelanjaan penggunaan isi rumah bulanan mengikut pekerjaan ketua isi rumah dan strata, Malaysia, 2024  
 Table 3.10: Percentage of monthly household consumption expenditure by occupation of the head of household and strata, Malaysia, 2024

| Kumpulan perbelanjaan<br>Expenditure groups  | Jumlah / Total (%)              |                 |                 |                 |                 |                 |                 |                 |                 |                 |
|--|---------------------------------|-----------------|-----------------|-----------------|-----------------|-----------------|-----------------|-----------------|-----------------|-----------------|
|  | Kod Pekerjaan / Occupation Code |                 |                 |                 |                 |                 |                 |                 |                 |                 |
|  | Kod 1<br>Code 1                 | Kod 2<br>Code 2 | Kod 3<br>Code 2 | Kod 4<br>Code 4 | Kod 5<br>Code 5 | Kod 6<br>Code 6 | Kod 7<br>Code 7 | Kod 8<br>Code 8 | Kod 9<br>Code 9 | Kod 0<br>Code 0 |
| <b>01 Makanan dan Minuman</b><br><i>Food and Beverages</i>   | 10.9                            | 12.4            | 14.5            | 16.7            | 18.2            | 23.3            | 18.6            | 17.5            | 22.2            | 17.8            |
| Beras<br><i>Rice</i>   | 0.5                             | 0.6             | 0.8             | 0.9             | 1.0             | 1.4             | 1.0             | 0.9             | 1.4             | 1.0             |
| Roti & bijirin lain<br><i>Bread &amp; other cereals</i>  | 1.2                             | 1.3             | 1.5             | 1.6             | 1.7             | 1.8             | 1.7             | 1.7             | 1.9             | 1.5             |
| Daging<br><i>Meat</i>  | 1.6                             | 1.8             | 2.1             | 2.4             | 2.7             | 3.7             | 2.8             | 2.4             | 3.3             | 2.3             |
| Ikan & makanan laut<br><i>Fish &amp; seafood</i>   | 2.4                             | 2.6             | 3.1             | 3.6             | 4.0             | 5.5             | 4.2             | 3.9             | 5.0             | 4.0             |
| Susu, keju & telur<br><i>Milk, cheese &amp; eggs</i>   | 0.7                             | 0.8             | 1.0             | 1.2             | 1.2             | 1.6             | 1.3             | 1.1             | 1.4             | 1.6             |
| Minyak & lemak<br><i>Oils &amp; fats</i>   | 0.4                             | 0.5             | 0.6             | 0.6             | 0.7             | 0.8             | 0.7             | 0.7             | 0.8             | 0.7             |
| Buah-buahan<br><i>Fruits</i>   | 1.1                             | 1.3             | 1.2             | 1.2             | 1.3             | 1.4             | 1.2             | 1.2             | 1.3             | 1.4             |
| Sayur-sayuran<br><i>Vegetables</i>   | 0.9                             | 1.1             | 1.4             | 1.7             | 1.9             | 2.7             | 2.0             | 1.8             | 2.5             | 2.0             |
| Gula, jem, madu, coklat & manisan<br><i>Sugar, jam, honey, chocolate &amp; confectionery</i>   | 0.3                             | 0.4             | 0.4             | 0.5             | 0.5             | 0.6             | 0.5             | 0.5             | 0.6             | 0.5             |
| Keluaran makanan t.t.t.l<br><i>Food products n.e.c</i>   | 1.2                             | 1.4             | 1.9             | 2.1             | 2.3             | 2.6             | 2.3             | 2.4             | 2.7             | 2.1             |
| Kopi, teh, koko & minuman bukan alkohol<br><i>Coffee, tea, cocoa &amp; non-alcoholic beverages</i>   | 0.5                             | 0.6             | 0.7             | 0.8             | 0.9             | 1.2             | 0.9             | 0.8             | 1.2             | 0.8             |
| <b>02 Minuman Alkohol dan Tembakau</b><br><i>Alcoholic Beverages and Tobacco</i>   | 1.7                             | 1.2             | 1.6             | 1.3             | 1.7             | 2.7             | 2.3             | 1.9             | 2.4             | 1.2             |
| <b>03 Pakaian dan Kasut</b><br><i>Clothing and Footwear</i>  | 2.2                             | 2.4             | 2.8             | 3.0             | 3.1             | 3.1             | 2.9             | 3.0             | 3.2             | 2.4             |
| <b>04 Perumahan, Air, Elektrik, Gas dan Bahan Api Lain</b><br><i>Housing, Water, Electricity, Gas and Other Fuels</i>  | 24.0                            | 24.7            | 22.6            | 23.0            | 22.0            | 21.0            | 21.5            | 21.2            | 21.7            | 28.8            |
| <b>05 Hiasan, Perkakasan dan Penyelenggaraan Isi Rumah</b><br><i>Furnishings, Household Equipment and Routine Household Maintenance</i>                              | 5.1                             | 4.7             | 4.6             | 4.5             | 4.3             | 4.5             | 4.5             | 4.4             | 4.2             | 5.0             |
| <b>06 Kesihatan</b><br><i>Health</i>   | 2.4                             | 2.4             | 2.4             | 2.4             | 2.6             | 2.9             | 2.6             | 2.5             | 2.2             | 4.4             |
| <b>07 Pengangkutan</b><br><i>Transport</i>   | 13.2                            | 10.8            | 10.6            | 10.7            | 11.1            | 11.6            | 10.5            | 11.0            | 10.1            | 9.0             |
| <b>08 Maklumat dan Komunikasi</b><br><i>Information and Communication</i>  | 6.1                             | 6.7             | 6.6             | 6.4             | 6.1             | 5.5             | 6.2             | 6.4             | 5.8             | 5.6             |
| <b>09 Rekreasi, Sukan dan Kebudayaan</b><br><i>Recreation, Sport and Culture</i>   | 4.5                             | 3.7             | 3.3             | 2.6             | 2.7             | 2.6             | 2.9             | 2.7             | 2.2             | 2.5             |
| <b>10 Perkhidmatan Pendidikan</b><br><i>Education Services</i>   | 1.5                             | 1.7             | 1.7             | 1.8             | 1.1             | 0.9             | 1.3             | 1.4             | 0.9             | 0.7             |
| <b>11 Restoran dan Perkhidmatan Penginapan</b><br><i>Restaurants and Accommodation Services</i>  | 16.1                            | 17.3            | 18.4            | 17.7            | 17.7            | 13.6            | 17.4            | 18.8            | 17.2            | 14.4            |
| Perbelanjaan makanan di luar rumah<br><i>Expenditure on food away from home</i>  | 12.0                            | 13.3            | 14.5            | 14.1            | 14.3            | 11.2            | 14.1            | 14.9            | 14.0            | 11.6            |
| Perbelanjaan minuman di luar rumah<br><i>Expenditure on beverages away from home</i>   | 2.5                             | 3.0             | 3.2             | 3.0             | 2.9             | 2.0             | 2.8             | 3.3             | 2.8             | 2.3             |
| Perkhidmatan penginapan & lain-lain<br><i>Accommodation services &amp; others</i>  | 1.6                             | 1.1             | 0.7             | 0.6             | 0.5             | 0.4             | 0.5             | 0.6             | 0.4             | 0.5             |
| <b>12 Insurans dan Perkhidmatan Kewangan</b><br><i>Insurance and Financial Services</i>  | 6.5                             | 6.1             | 5.1             | 4.1             | 3.6             | 2.8             | 3.8             | 3.7             | 2.5             | 3.3             |
| <b>13 Penjagaan Diri, Perlindungan Sosial dan Pelbagai Barangan dan Perkhidmatan</b><br><i>Personal Care, Social Protection and Miscellaneous Goods and Services</i> | 5.9                             | 5.9             | 5.5             | 6.0             | 5.7             | 5.5             | 5.6             | 5.5             | 5.4             | 4.8             |
| <b>Peratusan perbelanjaan penggunaan isi rumah purata (01-13)</b><br><i>Percentage of monthly household consumption expenditure (01-13)</i>                          | <b>100.0</b>                    | <b>100.0</b>    | <b>100.0</b>    | <b>100.0</b>    | <b>100.0</b>    | <b>100.0</b>    | <b>100.0</b>    | <b>100.0</b>    | <b>100.0</b>    | <b>100.0</b>    |

*Note / Note:*

Sila rujuk lampiran di muka surat 304 untuk keterangan kod pekerjaan  
 Please refer to the appendix on page 319 for description of occupation code

Jadual 3.10: Peratusan perbelanjaan penggunaan isi rumah bulanan mengikut pekerjaan ketua isi rumah dan strata, Malaysia, 2024  
 Table 3.10: Percentage of monthly household consumption expenditure by occupation of the head of household and strata, Malaysia, 2024

| Kumpulan perbelanjaan<br>Expenditure groups  | Bandar / Urban (%)              |                 |                 |                 |                 |                 |                 |                 |                 |                 |
|--|---------------------------------|-----------------|-----------------|-----------------|-----------------|-----------------|-----------------|-----------------|-----------------|-----------------|
|  | Kod Pekerjaan / Occupation Code |                 |                 |                 |                 |                 |                 |                 |                 |                 |
|  | Kod 1<br>Code 1                 | Kod 2<br>Code 2 | Kod 3<br>Code 2 | Kod 4<br>Code 4 | Kod 5<br>Code 5 | Kod 6<br>Code 6 | Kod 7<br>Code 7 | Kod 8<br>Code 8 | Kod 9<br>Code 9 | Kod 0<br>Code 0 |
| <b>01 Makanan dan Minuman</b><br><i>Food and Beverages</i>   | 10.5                            | 12.0            | 14.1            | 16.0            | 17.1            | 20.0            | 17.3            | 16.5            | 19.6            | 16.5            |
| <b>Beras</b><br><i>Rice</i>  | 0.5                             | 0.6             | 0.7             | 0.9             | 0.9             | 1.1             | 0.9             | 0.9             | 1.1             | 0.9             |
| <b>Roti &amp; bijirin lain</b><br><i>Bread &amp; other cereals</i>   | 1.1                             | 1.3             | 1.5             | 1.5             | 1.6             | 1.7             | 1.6             | 1.7             | 1.8             | 1.4             |
| <b>Daging</b><br><i>Meat</i>   | 1.5                             | 1.7             | 2.0             | 2.3             | 2.5             | 2.9             | 2.6             | 2.2             | 2.9             | 2.2             |
| <b>Ikan &amp; makanan laut</b><br><i>Fish &amp; seafood</i>  | 2.3                             | 2.5             | 3.0             | 3.4             | 3.7             | 4.7             | 3.8             | 3.6             | 4.3             | 3.7             |
| <b>Susu, keju &amp; telur</b><br><i>Milk, cheese &amp; eggs</i>  | 0.7                             | 0.8             | 0.9             | 1.1             | 1.2             | 1.5             | 1.2             | 1.1             | 1.3             | 1.5             |
| <b>Minyak &amp; lemak</b><br><i>Oils &amp; fats</i>  | 0.4                             | 0.5             | 0.6             | 0.6             | 0.7             | 0.7             | 0.7             | 0.6             | 0.7             | 0.7             |
| <b>Buah-buahan</b><br><i>Fruits</i>  | 1.1                             | 1.3             | 1.2             | 1.2             | 1.2             | 1.3             | 1.2             | 1.1             | 1.3             | 1.3             |
| <b>Sayur-sayuran</b><br><i>Vegetables</i>  | 0.9                             | 1.0             | 1.3             | 1.6             | 1.8             | 2.3             | 1.8             | 1.7             | 2.2             | 1.8             |
| <b>Gula, jem, madu, coklat &amp; manisan</b><br><i>Sugar, jam, honey, chocolate &amp; confectionery</i>  | 0.3                             | 0.4             | 0.4             | 0.5             | 0.5             | 0.5             | 0.5             | 0.5             | 0.5             | 0.4             |
| <b>Keluaran makanan t.t.t.l</b><br><i>Food products n.e.c</i>  | 1.1                             | 1.4             | 1.9             | 2.0             | 2.2             | 2.3             | 2.2             | 2.3             | 2.5             | 1.9             |
| <b>Kopi, teh, koko &amp; minuman bukan alkohol</b><br><i>Coffee, tea, cocoa &amp; non-alcoholic beverages</i>  | 0.5                             | 0.6             | 0.7             | 0.8             | 0.8             | 0.9             | 0.8             | 0.8             | 1.0             | 0.7             |
| <b>02 Minuman Alkohol dan Tembakau</b><br><i>Alcoholic Beverages and Tobacco</i>   | 1.6                             | 1.2             | 1.6             | 1.2             | 1.7             | 2.5             | 2.2             | 1.8             | 2.1             | 1.2             |
| <b>03 Pakaian dan Kasut</b><br><i>Clothing and Footwear</i>  | 2.2                             | 2.4             | 2.8             | 2.9             | 3.0             | 2.9             | 2.8             | 2.9             | 3.1             | 2.4             |
| <b>04 Perumahan, Air, Elektrik, Gas dan Bahan Api Lain</b><br><i>Housing, Water, Electricitv, Gas and Other Fuels</i>  | 24.4                            | 25.2            | 23.0            | 23.4            | 22.5            | 22.4            | 22.0            | 21.5            | 22.2            | 29.5            |
| <b>05 Hiasan, Perkakasan dan Penyelenggaraan Isi Rumah</b><br><i>Furnishings, Household Equipment and Routine Household Maintenance</i>                              | 5.1                             | 4.7             | 4.7             | 4.5             | 4.4             | 4.2             | 4.6             | 4.5             | 4.5             | 5.0             |
| <b>06 Kesihatan</b><br><i>Health</i>   | 2.3                             | 2.4             | 2.3             | 2.3             | 2.6             | 3.1             | 2.6             | 2.5             | 2.4             | 4.5             |
| <b>07 Pengangkutan</b><br><i>Transport</i>   | 13.1                            | 10.6            | 10.5            | 10.6            | 11.0            | 11.4            | 10.4            | 10.8            | 10.0            | 8.9             |
| <b>08 Maklumat dan Komunikasi</b><br><i>Information and Communication</i>  | 6.1                             | 6.7             | 6.6             | 6.5             | 6.2             | 6.1             | 6.3             | 6.5             | 6.1             | 5.7             |
| <b>09 Rekreasi, Sukan dan Kebudayaan</b><br><i>Recreation, Sport and Culture</i>   | 4.6                             | 3.7             | 3.4             | 2.6             | 2.8             | 2.8             | 3.1             | 2.8             | 2.4             | 2.6             |
| <b>10 Perkhidmatan Pendidikan</b><br><i>Education Services</i>   | 1.5                             | 1.8             | 1.7             | 1.9             | 1.1             | 1.1             | 1.4             | 1.5             | 0.9             | 0.8             |
| <b>11 Restoran dan Perkhidmatan Penginapan</b><br><i>Restaurants and Accommodation Services</i>  | 16.2                            | 17.4            | 18.6            | 17.9            | 18.1            | 14.8            | 17.7            | 19.3            | 18.4            | 14.7            |
| <b>Perbelanjaan makanan di luar rumah</b><br><i>Expenditure on food away from home</i>   | 12.1                            | 13.3            | 14.6            | 14.2            | 14.5            | 12.0            | 14.3            | 15.2            | 14.9            | 11.8            |
| <b>Perbelanjaan minuman di luar rumah</b><br><i>Expenditure on beverages away from home</i>  | 2.6                             | 3.0             | 3.3             | 3.1             | 3.0             | 2.3             | 2.9             | 3.4             | 3.1             | 2.4             |
| <b>Perkhidmatan penginapan &amp; lain-lain</b><br><i>Accommodation services &amp; others</i>   | 1.6                             | 1.1             | 0.7             | 0.6             | 0.6             | 0.4             | 0.5             | 0.7             | 0.5             | 0.6             |
| <b>12 Insurans dan Perkhidmatan Kewangan</b><br><i>Insurance and Financial Services</i>  | 6.6                             | 6.2             | 5.2             | 4.2             | 3.8             | 3.5             | 4.1             | 3.9             | 2.9             | 3.5             |
| <b>13 Penjagaan Diri, Perlindungan Sosial dan Pelbagai Barangan dan Perkhidmatan</b><br><i>Personal Care, Social Protection and Miscellaneous Goods and Services</i> | 5.9                             | 5.8             | 5.5             | 6.0             | 5.7             | 5.2             | 5.6             | 5.4             | 5.4             | 4.8             |
| <b>Peratusan perbelanjaan penggunaan isi rumah bulanan (01-13)</b><br><i>Percentage of monthly household consumption expenditure (01-13)</i>                         | <b>100.0</b>                    | <b>100.0</b>    | <b>100.0</b>    | <b>100.0</b>    | <b>100.0</b>    | <b>100.0</b>    | <b>100.0</b>    | <b>100.0</b>    | <b>100.0</b>    | <b>100.0</b>    |

Nota / Note:

Sila rujuk lampiran di muka surat 304 untuk keterangan kod pekerjaan  
 Please refer to the eppendix on page 319 for description of occupation code

Jadual 3.10: Peratusan perbelanjaan penggunaan isi rumah bulanan mengikut pekerjaan ketua isi rumah dan strata, Malaysia, 2024  
 Table 3.10: Percentage of monthly household consumption expenditure by occupation of head of household and strata, Malaysia, 2024

| Kumpulan perbelanjaan<br>Expenditure groups  | Luar Bandar / Rural (%)         |                 |                 |                 |                 |                 |                 |                 |                 |                 |
|--|---------------------------------|-----------------|-----------------|-----------------|-----------------|-----------------|-----------------|-----------------|-----------------|-----------------|
|  | Kod Pekerjaan / Occupation Code |                 |                 |                 |                 |                 |                 |                 |                 |                 |
|  | Kod 1<br>Code 1                 | Kod 2<br>Code 2 | Kod 3<br>Code 2 | Kod 4<br>Code 4 | Kod 5<br>Code 5 | Kod 6<br>Code 6 | Kod 7<br>Code 7 | Kod 8<br>Code 8 | Kod 9<br>Code 9 | Kod 0<br>Code 0 |
| <b>01 Makanan dan Minuman</b><br><i>Food and Beverages</i>   | 17.4                            | 17.6            | 20.0            | 21.4            | 23.7            | 24.4            | 24.2            | 22.7            | 26.3            | 24.0            |
| <i>Beras</i><br><i>Rice</i>  | 0.9                             | 0.9             | 1.1             | 1.2             | 1.4             | 1.5             | 1.3             | 1.3             | 1.8             | 1.4             |
| <i>Roti &amp; bijirin lain</i><br><i>Bread &amp; other cereals</i>   | 1.4                             | 1.5             | 1.6             | 1.8             | 2.0             | 1.9             | 2.0             | 1.9             | 2.2             | 1.8             |
| <i>Daging</i><br><i>Meat</i>   | 2.8                             | 3.0             | 3.2             | 3.3             | 3.7             | 4.0             | 3.8             | 3.5             | 4.0             | 3.2             |
| <i>Ikan &amp; makanan laut</i><br><i>Fish &amp; seafood</i>  | 4.2                             | 4.1             | 4.9             | 4.9             | 5.4             | 5.8             | 5.8             | 5.3             | 6.1             | 5.5             |
| <i>Susu, keju &amp; telur</i><br><i>Milk, cheese &amp; eggs</i>  | 1.2                             | 1.2             | 1.3             | 1.5             | 1.5             | 1.6             | 1.5             | 1.4             | 1.7             | 2.1             |
| <i>Minyak &amp; lemak</i><br><i>Oils &amp; fats</i>  | 0.6                             | 0.6             | 0.7             | 0.7             | 0.8             | 0.8             | 0.8             | 0.8             | 0.8             | 0.8             |
| <i>Buah-buahan</i><br><i>Fruits</i>  | 1.2                             | 1.1             | 1.1             | 1.3             | 1.6             | 1.5             | 1.4             | 1.3             | 1.4             | 1.8             |
| <i>Sayur-sayuran</i><br><i>Vegetables</i>  | 1.7                             | 1.7             | 2.0             | 2.3             | 2.6             | 2.9             | 2.7             | 2.5             | 3.1             | 2.8             |
| <i>Gula, jem, madu, coklat &amp; manisan</i><br><i>Sugar, jam, honey, chocolate &amp; confectionery</i>  | 0.5                             | 0.5             | 0.6             | 0.6             | 0.7             | 0.6             | 0.7             | 0.6             | 0.7             | 0.6             |
| <i>Keluaran makanan t.t.t.l</i><br><i>Food products n.e.c</i>  | 2.1                             | 2.1             | 2.6             | 2.6             | 2.9             | 2.7             | 2.9             | 2.9             | 3.0             | 2.7             |
| <i>Kopi, teh, koko &amp; minuman bukan alkohol</i><br><i>Coffee, tea, cocoa &amp; non-alcoholic beverages</i>  | 0.9                             | 0.9             | 1.0             | 1.1             | 1.2             | 1.3             | 1.3             | 1.1             | 1.5             | 1.2             |
| <b>02 Minuman Alkohol dan Tembakau</b><br><i>Alcoholic Beverages and Tobacco</i>   | 2.2                             | 1.1             | 1.8             | 1.6             | 2.0             | 2.7             | 2.6             | 2.4             | 3.1             | 1.3             |
| <b>03 Pakaian dan Kasut</b><br><i>Clothing and Footwear</i>  | 2.8                             | 3.3             | 3.4             | 3.4             | 3.4             | 3.2             | 3.4             | 3.6             | 3.4             | 2.7             |
| <b>04 Perumahan, Air, Elektrik, Gas dan Bahan Api Lain</b><br><i>Housing, Water, Electricity, Gas and Other Fuels</i>  | 18.5                            | 16.8            | 18.5            | 19.6            | 19.9            | 20.5            | 19.3            | 19.4            | 20.9            | 25.6            |
| <b>05 Hiasan, Perkakasan dan Penyelenggaraan Isi Rumah</b><br><i>Furnishings, Household Equipment and Routine Household Maintenance</i>                              | 4.6                             | 4.9             | 4.4             | 4.1             | 4.0             | 4.5             | 4.1             | 3.9             | 3.7             | 5.2             |
| <b>06 Kesihatan</b><br><i>Health</i>   | 2.8                             | 2.6             | 2.5             | 2.5             | 2.5             | 2.8             | 2.5             | 2.4             | 2.1             | 4.0             |
| <b>07 Pengangkutan</b><br><i>Transport</i>   | 14.8                            | 14.2            | 12.1            | 11.9            | 11.6            | 11.7            | 10.7            | 12.0            | 10.3            | 9.5             |
| <b>08 Maklumat dan Komunikasi</b><br><i>Information and Communication</i>  | 6.3                             | 6.8             | 6.9             | 6.1             | 5.6             | 5.3             | 5.7             | 5.7             | 5.2             | 5.0             |
| <b>09 Rekreasi, Sukan dan Kebudayaan</b><br><i>Recreation, Sport and Culture</i>   | 3.5                             | 3.4             | 2.9             | 2.4             | 2.1             | 2.5             | 2.1             | 2.3             | 1.8             | 2.0             |
| <b>10 Perkhidmatan Pendidikan</b><br><i>Education Services</i>   | 1.6                             | 1.6             | 1.4             | 1.2             | 1.0             | 0.9             | 1.0             | 1.1             | 0.8             | 0.6             |
| <b>11 Restoran dan Perkhidmatan Penginapan</b><br><i>Restaurants and Accommodation Services</i>  | 14.5                            | 15.8            | 16.4            | 16.2            | 15.7            | 13.2            | 16.1            | 16.4            | 15.2            | 13.0            |
| <i>Perbelanjaan makanan di luar rumah</i><br><i>Expenditure on food away from home</i>   | 11.3                            | 12.3            | 13.2            | 13.2            | 13.0            | 11.0            | 13.4            | 13.5            | 12.6            | 10.9            |
| <i>Perbelanjaan minuman di luar rumah</i><br><i>Expenditure on beverages away from home</i>  | 2.2                             | 2.4             | 2.6             | 2.5             | 2.4             | 1.9             | 2.4             | 2.7             | 2.3             | 1.8             |
| <i>Perkhidmatan penginapan &amp; lain-lain</i><br><i>Accommodation services &amp; others</i>   | 1.0                             | 1.1             | 0.6             | 0.5             | 0.3             | 0.4             | 0.3             | 0.2             | 0.2             | 0.3             |
| <b>12 Insurans dan Perkhidmatan Kewangan</b><br><i>Insurance and Financial Services</i>  | 4.9                             | 4.8             | 3.9             | 3.2             | 2.7             | 2.6             | 2.7             | 2.5             | 1.8             | 2.4             |
| <b>13 Penjagaan Diri, Perlindungan Sosial dan Pelbagai Barangan dan Perkhidmatan</b><br><i>Personal Care, Social Protection and Miscellaneous Goods and Services</i> | 6.0                             | 7.1             | 5.8             | 6.4             | 5.9             | 5.6             | 5.7             | 5.8             | 5.4             | 4.8             |
| <b>Peratusan perbelanjaan penggunaan isi rumah bulanan (01-13)</b><br><i>Percentage of monthly household consumption expenditure (01-13)</i>                         | <b>100.0</b>                    | <b>100.0</b>    | <b>100.0</b>    | <b>100.0</b>    | <b>100.0</b>    | <b>100.0</b>    | <b>100.0</b>    | <b>100.0</b>    | <b>100.0</b>    | <b>100.0</b>    |

Nota / Note:

Sila rujuk lampiran di muka surat 304 untuk keterangan kod pekerjaan  
 Please refer to the appendix on page 319 for description of occupation code

Jadual 3.11: Komposisi perbelanjaan penggunaan isi rumah bulanan mengikut jenis ahli isi rumah, Malaysia, 2024  
 Table 3.11: Composition of monthly household consumption expenditure by types of members, Malaysia, 2024

| Kumpulan perbelanjaan<br><i>Expenditure groups</i>   | Bayi (U<1)   |              | Kanak-kanak<br>(1<U<14) |              | Belia (15<U<30) |              | Warga Emas (U>64) |              |
|--|--------------|--------------|-------------------------|--------------|-----------------|--------------|-------------------|--------------|
|  | (RM)         | (%)          | (RM)                    | (%)          | (RM)            | (%)          | (RM)              | (%)          |
| <b>01 Makanan dan Minuman</b><br><i>Food and Beverages</i>   | 1,015        | 18.8         | 968                     | 16.4         | 934             | 15.9         | 886               | 17.2         |
| <b>Beras</b><br><i>Rice</i>  | 53           | 1.0          | 53                      | 0.9          | 51              | 0.9          | 46                | 0.9          |
| <b>Roti &amp; bijirin lain</b><br><i>Bread &amp; other cereals</i>   | 86           | 1.6          | 92                      | 1.6          | 90              | 1.5          | 76                | 1.5          |
| <b>Daging</b><br><i>Meat</i>   | 139          | 2.6          | 145                     | 2.5          | 140             | 2.4          | 124               | 2.4          |
| <b>Ikan &amp; makanan laut</b><br><i>Fish &amp; seafood</i>  | 198          | 3.7          | 209                     | 3.6          | 211             | 3.6          | 205               | 4.0          |
| <b>Susu, keju &amp; telur</b><br><i>Milk, cheese &amp; eggs</i>  | 60           | 1.1          | 61                      | 1.0          | 60              | 1.0          | 78                | 1.5          |
| <b>Minyak &amp; lemak</b><br><i>Oils &amp; fats</i>  | 31           | 0.6          | 34                      | 0.6          | 35              | 0.6          | 33                | 0.6          |
| <b>Buah-buahan</b><br><i>Fruits</i>  | 61           | 1.1          | 69                      | 1.2          | 69              | 1.2          | 67                | 1.3          |
| <b>Sayur-sayuran</b><br><i>Vegetables</i>  | 95           | 1.8          | 95                      | 1.6          | 94              | 1.6          | 94                | 1.8          |
| <b>Gula, jem, madu, coklat &amp; manisan</b><br><i>Sugar, jam, honey, chocolate &amp; confectionery</i>  | 27           | 0.5          | 30                      | 0.5          | 27              | 0.5          | 23                | 0.4          |
| <b>Keluaran makanan t.t.t.l</b><br><i>Food products n.e.c</i>  | 220          | 4.1          | 134                     | 2.3          | 112             | 1.9          | 100               | 1.9          |
| <b>Kopi, teh, koko &amp; minuman bukan alkohol</b><br><i>Coffee, tea, cocoa &amp; non-alcoholic beverages</i>  | 44           | 0.8          | 46                      | 0.8          | 45              | 0.8          | 41                | 0.8          |
| <b>02 Minuman Alkohol dan Tembakau</b><br><i>Alcoholic Beverages and Tobacco</i>   | 78           | 1.4          | 85                      | 1.4          | 96              | 1.6          | 91                | 1.8          |
| <b>03 Pakaian dan Kasut</b><br><i>Clothing and Footwear</i>  | 174          | 3.2          | 179                     | 3.0          | 172             | 2.9          | 132               | 2.6          |
| <b>04 Perumahan, Air, Elektrik, Gas dan Bahan Api Lain</b><br><i>Housing, Water, Electricity, Gas and Other Fuels</i>  | 1,062        | 19.7         | 1,261                   | 21.4         | 1,283           | 21.9         | 1,266             | 24.6         |
| <b>05 Hiasan, Perkakasan dan Penyelenggaraan Isi Rumah</b><br><i>Furnishings, Household Equipment and Routine Household Maintenance</i>                              | 305          | 5.6          | 274                     | 4.7          | 254             | 4.3          | 248               | 4.8          |
| <b>06 Kesihatan</b><br><i>Health</i>   | 157          | 2.9          | 126                     | 2.1          | 139             | 2.4          | 189               | 3.7          |
| <b>07 Pengangkutan</b><br><i>Transport</i>   | 555          | 10.3         | 654                     | 11.1         | 658             | 11.2         | 554               | 10.7         |
| <b>08 Maklumat dan Komunikasi</b><br><i>Information and Communication</i>  | 301          | 5.6          | 363                     | 6.2          | 393             | 6.7          | 304               | 5.9          |
| <b>09 Rekreasi, Sukan dan Kebudayaan</b><br><i>Recreation, Sport and Culture</i>   | 115          | 2.1          | 192                     | 3.3          | 191             | 3.2          | 159               | 3.1          |
| <b>10 Perkhidmatan Pendidikan</b><br><i>Education Services</i>   | 78           | 1.4          | 141                     | 2.4          | 93              | 1.6          | 44                | 0.9          |
| <b>11 Restoran dan Perkhidmatan Penginapan</b><br><i>Restaurants and Accommodation Services</i>  | 890          | 16.5         | 1,017                   | 17.3         | 1,041           | 17.7         | 799               | 15.5         |
| <b>Perbelanjaan makanan di luar rumah</b><br><i>Expenditure on food away from home</i>   | 712          | 13.2         | 802                     | 13.6         | 821             | 14.0         | 638               | 12.4         |
| <b>Perbelanjaan minuman di luar rumah</b><br><i>Expenditure on beverages away from home</i>  | 152          | 2.8          | 168                     | 2.9          | 173             | 3.0          | 124               | 2.4          |
| <b>Perkhidmatan penginapan &amp; lain-lain</b><br><i>Accommodation services &amp; others</i>   | 26           | 0.5          | 48                      | 0.8          | 47              | 0.8          | 37                | 0.7          |
| <b>12 Insurans dan Perkhidmatan Kewangan</b><br><i>Insurance and Financial Services</i>  | 209          | 3.9          | 268                     | 4.5          | 271             | 4.6          | 221               | 4.3          |
| <b>13 Penjagaan Diri, Perlindungan Sosial dan Pelbagai Barangan dan Perkhidmatan</b><br><i>Personal Care, Social Protection and Miscellaneous Goods and Services</i> | 457          | 8.5          | 358                     | 6.1          | 345             | 5.9          | 263               | 5.1          |
| <b>Komposisi perbelanjaan penggunaan isi rumah bulanan (01-13)</b><br><i>Composition of monthly household consumption expenditure (01-13)</i>                        | <b>5,395</b> | <b>100.0</b> | <b>5,886</b>            | <b>100.0</b> | <b>5,869</b>    | <b>100.0</b> | <b>5,156</b>      | <b>100.0</b> |

Nota / Note:  
 U merujuk kepada umur  
 U refers to age

Jadual 3.12: Perbelanjaan penggunaan isi rumah bulanan purata mengikut kelas pendapatan isi rumah dan strata, Malaysia, 2024  
Table 3.12: Mean monthly household consumption expenditure by household income class and strata, Malaysia, 2024

| Kumpulan perbelanjaan<br>Expenditure groups  | Jumlah / Total (RM)                       |              |              |              |              |              |              |              |              |              |  |
|--|---|--------------|--------------|--------------|--------------|--------------|--------------|--------------|--------------|--------------|--|
|  | RM1,999 dan ke bawah<br>RM1,999 and below | RM2,000      | RM3,000      | RM4,000      | RM5,000      | RM6,000      | RM7,000      | RM8,000      | RM9,000      | RM10,000     | RM15,000 dan ke atas<br>RM15,000 and above |
|  |   | RM2,999      | RM3,999      | RM4,999      | RM5,999      | RM6,999      | RM7,999      | RM8,999      | RM9,999      | RM14,999     |  |
| <b>01 Makanan dan Minuman</b><br><i>Food and Beverages</i>   | 448                                       | 584          | 705          | 776          | 836          | 889          | 918          | 926          | 925          | 991          | 1,214                                      |
| Beras<br><i>Rice</i>   | 35  | 39           | 42           | 45           | 46           | 49           | 49           | 48           | 47           | 49           | 57   |
| Roti & bijirin lain<br><i>Bread &amp; other cereals</i>  | 37  | 48           | 56           | 62           | 67           | 74           | 76           | 78           | 88           | 118          | 137  |
| Daging<br><i>Meat</i>  | 57  | 83           | 101          | 115          | 127          | 134          | 134          | 131          | 133          | 137          | 174  |
| Ikan & makanan laut<br><i>Fish &amp; seafood</i>   | 95  | 124          | 158          | 173          | 186          | 195          | 206          | 199          | 208          | 213          | 275  |
| Susu, keju & telur<br><i>Milk, cheese &amp; eggs</i>   | 37  | 45           | 50           | 55           | 58           | 61           | 64           | 65           | 64           | 65           | 80   |
| Minyak & lemak<br><i>Oils &amp; fats</i>   | 14  | 21           | 26           | 29           | 32           | 34           | 36           | 36           | 36           | 38           | 46   |
| Buah-buahan<br><i>Fruits</i>   | 27  | 37           | 44           | 50           | 51           | 57           | 59           | 62           | 65           | 96           | 133  |
| Sayur-sayuran<br><i>Vegetables</i>   | 61  | 74           | 86           | 88           | 93           | 96           | 95           | 91           | 89           | 90           | 95   |
| Gula, jem, madu, coklat & manisan<br><i>Sugar, jam, honey, chocolate &amp; confectionery</i>   | 10  | 15           | 19           | 22           | 23           | 26           | 28           | 27           | 27           | 30           | 37   |
| Keluaran makanan t.t.t.l<br><i>Food products n.e.c</i>   | 49  | 67           | 88           | 100          | 112          | 120          | 127          | 143          | 124          | 110          | 121  |
| Kopi, teh, koko & minuman bukan alkohol<br><i>Coffee, tea, cocoa &amp; non-alcoholic beverages</i>   | 25  | 32           | 35           | 38           | 41           | 43           | 44           | 45           | 43           | 45           | 59   |
| <b>02 Minuman Alkohol dan Tembakau</b><br><i>Alcoholic Beverages and Tobacco</i>   | 29  | 47           | 62           | 73           | 79           | 86           | 93           | 96           | 95           | 107          | 169  |
| <b>03 Pakaian dan Kasut</b><br><i>Clothing and Footwear</i>  | 44  | 70           | 97           | 115          | 132          | 147          | 164          | 163          | 163          | 180          | 269  |
| <b>04 Perumahan, Air, Elektrik, Gas dan Bahan Api Lain</b><br><i>Housing, Water, Electricity, Gas and Other Fuels</i>  | 542                                       | 663          | 765          | 883          | 985          | 1,087        | 1,187        | 1,290        | 1,377        | 1,610        | 2,767                                      |
| <b>05 Hiasan, Perkakasan dan Penyelenggaraan Isi Rumah</b><br><i>Furnishings, Household Equipment and Routine Household Maintenance</i>                              | 65  | 100          | 126          | 150          | 183          | 207          | 238          | 272          | 269          | 314          | 641  |
| <b>06 Kesihatan</b><br><i>Health</i>   | 47  | 64           | 74           | 95           | 110          | 128          | 152          | 158          | 149          | 178          | 321  |
| <b>07 Pengangkutan</b><br><i>Transport</i>   | 105                                       | 203          | 291          | 372          | 456          | 482          | 551          | 606          | 632          | 760          | 1,520                                      |
| <b>08 Maklumat dan Komunikasi</b><br><i>Information and Communication</i>  | 68  | 113          | 157          | 201          | 251          | 290          | 328          | 378          | 430          | 488          | 735  |
| <b>09 Rekreasi, Sukan dan Kebudayaan</b><br><i>Recreation, Sport and Culture</i>   | 13  | 31           | 49           | 71           | 93           | 116          | 136          | 173          | 200          | 237          | 563  |
| <b>10 Perkhidmatan Pendidikan</b><br><i>Education Services</i>   | 4   | 24           | 26           | 31           | 40           | 54           | 67           | 84           | 87           | 114          | 200  |
| <b>11 Restoran dan Perkhidmatan Penginapan</b><br><i>Restaurants and Accommodation Services</i>  | 201                                       | 327          | 461          | 570          | 688          | 798          | 918          | 1,067        | 1,130        | 1,289        | 1,993                                      |
| Perbelanjaan makanan di luar rumah<br><i>Expenditure on food away from home</i>  | 174                                       | 275          | 384          | 471          | 562          | 648          | 740          | 848          | 898          | 1,010        | 1,472                                      |
| Perbelanjaan minuman di luar rumah<br><i>Expenditure on beverages away from home</i>   | 26  | 49           | 73           | 93           | 114          | 134          | 154          | 182          | 191          | 219          | 329  |
| Perkhidmatan penginapan & lain-lain<br><i>Accommodation services &amp; others</i>  | 1   | 3            | 4            | 6            | 12           | 16           | 24           | 37           | 41           | 59           | 192  |
| <b>12 Insurans dan Perkhidmatan Kewangan</b><br><i>Insurance and Financial Services</i>  | 19  | 39           | 63           | 89           | 117          | 147          | 180          | 241          | 304          | 386          | 813  |
| <b>13 Penjagaan Diri, Perlindungan Sosial dan Pelbagai Barangan dan Perkhidmatan</b><br><i>Personal Care, Social Protection and Miscellaneous Goods and Services</i> | 74  | 118          | 153          | 193          | 225          | 256          | 298          | 316          | 315          | 391          | 746  |
| <b>Perbelanjaan penggunaan isi rumah bulanan purata (01-13)</b><br><i>Mean monthly household consumption expenditure (01-13)</i>                                     | <b>1,659</b>                              | <b>2,384</b> | <b>3,028</b> | <b>3,617</b> | <b>4,196</b> | <b>4,687</b> | <b>5,228</b> | <b>5,770</b> | <b>6,077</b> | <b>7,046</b> | <b>11,951</b>                              |

Jadual 3.12: Perbelanjaan penggunaan isi rumah bulanan purata mengikut kelas pendapatan isi rumah dan strata, Malaysia, 2024 (samb.)

Table 3.12: Mean monthly household consumption expenditure by household income class and strata, Malaysia, 2024 (cont'd)

| Kumpulan perbelanjaan<br>Expenditure groups  | Bandar / Urban (RM)                       |              |              |              |              |              |              |              |              |              |  |
|--|---|--------------|--------------|--------------|--------------|--------------|--------------|--------------|--------------|--------------|--|
|  | RM1,999 dan ke bawah<br>RM1,999 and below | RM2,000      | RM3,000      | RM4,000      | RM5,000      | RM6,000      | RM7,000      | RM8,000      | RM9,000      | RM10,000     | RM15,000 dan ke atas<br>RM15,000 and above |
|  | RM2,999                                   | RM3,999      | RM4,999      | RM5,999      | RM6,999      | RM7,999      | RM8,999      | RM9,999      | RM14,999     |              |  |
| <b>01 Makanan dan Minuman</b><br><i>Food and Beverages</i>   | 422                                       | 553          | 662          | 734          | 794          | 846          | 884          | 899          | 893          | 967          | 1,205                                      |
| <b>Beras</b><br><i>Rice</i>  | 29  | 34           | 38           | 42           | 43           | 46           | 47           | 47           | 46           | 48           | 56   |
| <b>Roti &amp; bijirin lain</b><br><i>Bread &amp; other cereals</i>   | 36  | 47           | 55           | 59           | 65           | 70           | 75           | 77           | 87           | 118          | 139  |
| <b>Daging</b><br><i>Meat</i>   | 53  | 75           | 91           | 105          | 118          | 125          | 128          | 124          | 126          | 131          | 171  |
| <b>Ikan &amp; makanan laut</b><br><i>Fish &amp; seafood</i>  | 87  | 116          | 144          | 159          | 172          | 181          | 194          | 188          | 197          | 205          | 271  |
| <b>Susu, keju &amp; telur</b><br><i>Milk, cheese &amp; eggs</i>  | 37  | 47           | 50           | 54           | 56           | 59           | 63           | 64           | 62           | 63           | 79   |
| <b>Minyak &amp; lemak</b><br><i>Oils &amp; fats</i>  | 15  | 22           | 26           | 29           | 32           | 34           | 36           | 36           | 36           | 38           | 46   |
| <b>Buah-buahan</b><br><i>Fruits</i>  | 26  | 35           | 43           | 49           | 49           | 55           | 58           | 60           | 63           | 97           | 135  |
| <b>Sayur-sayuran</b><br><i>Vegetables</i>  | 58  | 69           | 80           | 83           | 88           | 92           | 90           | 88           | 86           | 88           | 94   |
| <b>Gula, jem, madu, coklat &amp; manisan</b><br><i>Sugar, jam, honey, chocolate &amp; confectionery</i>  | 11  | 15           | 18           | 21           | 22           | 25           | 26           | 27           | 27           | 29           | 36   |
| <b>Keluaran makanan t.t.t.l</b><br><i>Food products n.e.c</i>  | 49  | 66           | 86           | 98           | 110          | 120          | 125          | 145          | 122          | 107          | 120  |
| <b>Kopi, teh, koko &amp; minuman bukan alkohol</b><br><i>Coffee, tea, cocoa &amp; non-alcoholic beverages</i>  | 20  | 27           | 31           | 35           | 38           | 40           | 42           | 43           | 42           | 44           | 59   |
| <b>02 Minuman Alkohol dan Tembakau</b><br><i>Alcoholic Beverages and Tobacco</i>   | 22  | 39           | 57           | 68           | 72           | 82           | 90           | 93           | 93           | 105          | 170  |
| <b>03 Pakaian dan Kasut</b><br><i>Clothing and Footwear</i>  | 47  | 72           | 97           | 115          | 130          | 142          | 161          | 163          | 161          | 178          | 269  |
| <b>04 Perumahan, Air, Elektrik, Gas dan Bahan Api Lain</b><br><i>Housing, Water, Electricity, Gas and Other</i>  | 590                                       | 722          | 835          | 956          | 1,066        | 1,164        | 1,257        | 1,343        | 1,432        | 1,659        | 2,835                                      |
| <b>05 Hiasan, Perkakasan dan Penyelenggaraan Isi Rumah</b><br><i>Furnishings, Household Equipment and Routine Household Maintenance</i>                              | 68  | 101          | 133          | 155          | 191          | 211          | 241          | 277          | 271          | 315          | 647  |
| <b>06 Kesihatan</b><br><i>Health</i>   | 58  | 74           | 79           | 103          | 114          | 128          | 154          | 158          | 146          | 176          | 320  |
| <b>07 Pengangkutan</b><br><i>Transport</i>   | 106                                       | 205          | 291          | 360          | 451          | 470          | 539          | 597          | 617          | 747          | 1,520                                      |
| <b>08 Maklumat dan Komunikasi</b><br><i>Information and Communication</i>  | 79  | 123          | 169          | 209          | 263          | 300          | 335          | 382          | 435          | 491          | 739  |
| <b>09 Rekreasi, Sukan dan Kebudayaan</b><br><i>Recreation, Sport and Culture</i>   | 15  | 34           | 52           | 74           | 95           | 119          | 136          | 174          | 200          | 240          | 567  |
| <b>10 Perkhidmatan Pendidikan</b><br><i>Education Services</i>   | 4   | 34           | 26           | 32           | 42           | 56           | 69           | 88           | 90           | 116          | 202  |
| <b>11 Restoran dan Perkhidmatan Penginapan</b><br><i>Restaurants and Accommodation Services</i>  | 235                                       | 358          | 498          | 599          | 718          | 832          | 941          | 1,103        | 1,161        | 1,307        | 2,023                                      |
| <b>Perbelanjaan makanan di luar rumah</b><br><i>Expenditure on food away from home</i>   | 201                                       | 300          | 412          | 492          | 584          | 672          | 757          | 875          | 920          | 1,024        | 1,493                                      |
| <b>Perbelanjaan minuman di luar rumah</b><br><i>Expenditure on beverages away from home</i>  | 33  | 56           | 81           | 101          | 122          | 142          | 160          | 190          | 199          | 224          | 335  |
| <b>Perkhidmatan penginapan &amp; lain-lain</b><br><i>Accommodation services &amp; others</i>   | 1   | 3            | 5            | 7            | 12           | 17           | 24           | 38           | 42           | 59           | 195  |
| <b>12 Insurans dan Perkhidmatan Kewangan</b><br><i>Insurance and Financial Services</i>  | 22  | 44           | 67           | 95           | 124          | 155          | 188          | 248          | 316          | 395          | 828  |
| <b>13 Penjagaan Diri, Perlindungan Sosial dan Pelbagai Barangan dan Perkhidmatan</b><br><i>Personal Care, Social Protection and Miscellaneous Goods and Services</i> | 80  | 121          | 157          | 194          | 227          | 257          | 293          | 317          | 313          | 387          | 747  |
| <b>Perbelanjaan penggunaan isi rumah bulanan purata (01-13)</b><br><i>Mean monthly household consumption expenditure (01-13)</i>                                     | <b>1,749</b>                              | <b>2,480</b> | <b>3,123</b> | <b>3,695</b> | <b>4,286</b> | <b>4,765</b> | <b>5,290</b> | <b>5,842</b> | <b>6,128</b> | <b>7,085</b> | <b>12,072</b>                              |

Jadual 3.12: Perbelanjaan penggunaan isi rumah bulanan purata mengikut kelas pendapatan isi rumah dan strata, Malaysia, 2024 (samb.)

Table 3.12: Mean monthly household consumption expenditure by household income class and strata, Malaysia, 2024 (cont'd)

| Kumpulan perbelanjaan<br>Expenditure groups  | Luar Bandar / Rural (RM)                  |              |              |              |              |              |              |              |              |              |  |
|--|---|--------------|--------------|--------------|--------------|--------------|--------------|--------------|--------------|--------------|--|
|  | RM1,999 dan ke bawah<br>RM1,999 and below | RM2,000      | RM3,000      | RM4,000      | RM5,000      | RM6,000      | RM7,000      | RM8,000      | RM9,000      | RM10,000     | RM15,000 dan ke atas<br>RM15,000 and above |
|  | RM2,999                                   | RM3,999      | RM4,999      | RM5,999      | RM6,999      | RM7,999      | RM8,999      | RM9,999      | RM14,999     |              |  |
| <b>01 Makanan dan Minuman</b><br><i>Food and Beverages</i>   | 467                                       | 623          | 774          | 870          | 948          | 1,030        | 1,056        | 1,087        | 1,150        | 1,225        | 1,383                                      |
| <b>Beras</b><br><i>Rice</i>  | 39  | 44           | 48           | 50           | 54           | 57           | 55           | 58           | 60           | 65           | 73   |
| <b>Roti &amp; bijirin lain</b><br><i>Bread &amp; other cereals</i>   | 38  | 50           | 59           | 68           | 74           | 85           | 84           | 83           | 91           | 111          | 115  |
| <b>Daging</b><br><i>Meat</i>   | 59  | 92           | 118          | 137          | 151          | 166          | 159          | 169          | 181          | 196          | 241  |
| <b>Ikan &amp; makanan laut</b><br><i>Fish &amp; seafood</i>  | 101                                       | 135          | 179          | 202          | 222          | 243          | 257          | 268          | 287          | 292          | 341  |
| <b>Susu, keju &amp; telur</b><br><i>Milk, cheese &amp; eggs</i>  | 37  | 44           | 51           | 59           | 62           | 67           | 66           | 74           | 73           | 85           | 92   |
| <b>Minyak &amp; lemak</b><br><i>Oils &amp; fats</i>  | 14  | 20           | 25           | 30           | 32           | 34           | 35           | 38           | 41           | 42           | 44   |
| <b>Buah-buahan</b><br><i>Fruits</i>  | 28  | 39           | 45           | 52           | 56           | 65           | 65           | 73           | 79           | 83           | 97   |
| <b>Sayur-sayuran</b><br><i>Vegetables</i>  | 64  | 79           | 95           | 100          | 107          | 108          | 113          | 108          | 115          | 114          | 122  |
| <b>Gula, jem, madu, coklat &amp; manisan</b><br><i>Sugar, jam, honey, chocolate &amp; confectionery</i>  | 10  | 15           | 20           | 23           | 25           | 29           | 33           | 29           | 31           | 36           | 43   |
| <b>Keluaran makanan t.t.t.l</b><br><i>Food products n.e.c</i>  | 48  | 67           | 90           | 105          | 116          | 122          | 135          | 133          | 141          | 141          | 151  |
| <b>Kopi, teh, koko &amp; minuman bukan alkohol</b><br><i>Coffee, tea, cocoa &amp; non-alcoholic beverages</i>  | 29  | 37           | 42           | 44           | 49           | 52           | 53           | 55           | 52           | 60           | 63   |
| <b>02 Minuman Alkohol dan Tembakau</b><br><i>Alcoholic Beverages and Tobacco</i>   | 35  | 56           | 71           | 82           | 98           | 99           | 106          | 118          | 109          | 133          | 153  |
| <b>03 Pakaian dan Kasut</b><br><i>Clothing and Footwear</i>  | 42  | 68           | 95           | 114          | 135          | 165          | 173          | 164          | 181          | 205          | 269  |
| <b>04 Perumahan, Air, Elektrik, Gas dan Bahan Api Lain</b><br><i>Housing, Water, Electricity, Gas and Other</i>  | 506                                       | 590          | 652          | 724          | 767          | 829          | 896          | 966          | 996          | 1,113        | 1,530                                      |
| <b>05 Hiasan, Perkakasan dan Penyelenggaraan Isi Rumah</b><br><i>Furnishings, Household Equipment and Routine Household Maintenance</i>                              | 62  | 99           | 116          | 137          | 162          | 193          | 225          | 241          | 254          | 295          | 534  |
| <b>06 Kesihatan</b><br><i>Health</i>   | 39  | 53           | 67           | 76           | 101          | 126          | 141          | 158          | 175          | 206          | 336  |
| <b>07 Pengangkutan</b><br><i>Transport</i>   | 105                                       | 201          | 290          | 398          | 470          | 524          | 598          | 660          | 736          | 884          | 1,518                                      |
| <b>08 Maklumat dan Komunikasi</b><br><i>Information and Communication</i>  | 59  | 101          | 139          | 183          | 220          | 255          | 299          | 350          | 397          | 455          | 654  |
| <b>09 Rekreasi, Sukan dan Kebudayaan</b><br><i>Recreation, Sport and Culture</i>   | 12  | 27           | 44           | 64           | 90           | 105          | 133          | 168          | 197          | 205          | 486  |
| <b>10 Perkhidmatan Pendidikan</b><br><i>Education Services</i>   | 3   | 12           | 25           | 29           | 36           | 47           | 58           | 61           | 73           | 93           | 166  |
| <b>11 Restoran dan Perkhidmatan Penginapan</b><br><i>Restaurants and Accommodation Services</i>  | 176                                       | 287          | 400          | 507          | 608          | 684          | 819          | 845          | 913          | 1,101        | 1,449                                      |
| <b>Perbelanjaan makanan di luar rumah</b><br><i>Expenditure on food away from home</i>   | 154                                       | 243          | 337          | 426          | 502          | 566          | 671          | 684          | 742          | 866          | 1,097                                      |
| <b>Perbelanjaan minuman di luar rumah</b><br><i>Expenditure on beverages away from home</i>  | 21  | 41           | 59           | 76           | 93           | 105          | 126          | 133          | 141          | 175          | 215  |
| <b>Perkhidmatan penginapan &amp; lain-lain</b><br><i>Accommodation services &amp; others</i>   | 1   | 3            | 4            | 5            | 13           | 13           | 23           | 28           | 31           | 60           | 136  |
| <b>12 Insurans dan Perkhidmatan Kewangan</b><br><i>Insurance and Financial Services</i>  | 17  | 34           | 57           | 73           | 99           | 122          | 145          | 202          | 221          | 300          | 528  |
| <b>13 Penjagaan Diri, Perlindungan Sosial dan Pelbagai Barangan dan Perkhidmatan</b><br><i>Personal Care, Social Protection and Miscellaneous Goods and Services</i> | 69  | 114          | 147          | 191          | 222          | 250          | 318          | 309          | 327          | 430          | 719  |
| <b>Perbelanjaan penggunaan isi rumah bulanan purata (01-13)</b><br><i>Mean monthly household consumption expenditure (01-13)</i>                                     | <b>1,592</b>                              | <b>2,265</b> | <b>2,876</b> | <b>3,447</b> | <b>3,955</b> | <b>4,427</b> | <b>4,969</b> | <b>5,328</b> | <b>5,730</b> | <b>6,644</b> | <b>9,724</b>                               |

Jadual 3.13: Peratusan perbelanjaan penggunaan isi rumah bulanan mengikut kelas pendapatan isi rumah dan strata, Malaysia, 2024

Table 3.13: Percentage of monthly household consumption expenditure by household income class and strata, Malaysia, 2024 (cont'd)

| Kumpulan perbelanjaan<br><i>Expenditure groups</i>   | Jumlah / Total                                   |              |              |              |              |              |              |              |              |              |   | (%) |
|--|--|--------------|--------------|--------------|--------------|--------------|--------------|--------------|--------------|--------------|---|-----|
|  | RM1,999 dan ke bawah<br><i>RM1,999 and below</i> | RM2,000      | RM3,000      | RM4,000      | RM5,000      | RM6,000      | RM7,000      | RM8,000      | RM9,000      | RM10,000     | RM15,000 dan ke atas<br><i>RM15,000 and above</i> |     |
|  |  | RM2,999      | RM3,999      | RM4,999      | RM5,999      | RM6,999      | RM7,999      | RM8,999      | RM9,999      | RM14,999     |   |     |
| <b>01 Makanan dan Minuman</b><br><i>Food and Beverages</i>   | 27.0   | 24.5         | 23.3         | 21.5         | 19.9         | 19.0         | 17.6         | 16.0         | 15.2         | 14.1         | 10.2  |     |
| <b>Beras</b><br><i>Rice</i>  | 2.1  | 1.6          | 1.4          | 1.2          | 1.1          | 1.0          | 0.9          | 0.8          | 0.8          | 0.7          | 0.5   |     |
| <b>Roti &amp; bijirin lain</b><br><i>Bread &amp; other cereals</i>   | 2.3  | 2.0          | 1.9          | 1.7          | 1.6          | 1.6          | 1.5          | 1.3          | 1.4          | 1.7          | 1.1   |     |
| <b>Daging</b><br><i>Meat</i>   | 3.4  | 3.5          | 3.3          | 3.2          | 3.0          | 2.9          | 2.6          | 2.3          | 2.2          | 1.9          | 1.5   |     |
| <b>Ikan &amp; makanan laut</b><br><i>Fish &amp; seafood</i>  | 5.7  | 5.2          | 5.2          | 4.8          | 4.4          | 4.2          | 3.9          | 3.4          | 3.4          | 3.0          | 2.3   |     |
| <b>Susu, keju &amp; telur</b><br><i>Milk, cheese &amp; eggs</i>  | 2.2  | 1.9          | 1.7          | 1.5          | 1.4          | 1.3          | 1.2          | 1.1          | 1.0          | 0.9          | 0.7   |     |
| <b>Minyak &amp; lemak</b><br><i>Oils &amp; fats</i>  | 0.9  | 0.9          | 0.9          | 0.8          | 0.8          | 0.7          | 0.7          | 0.6          | 0.6          | 0.5          | 0.4   |     |
| <b>Buah-buahan</b><br><i>Fruits</i>  | 1.6  | 1.5          | 1.5          | 1.4          | 1.2          | 1.2          | 1.1          | 1.1          | 1.1          | 1.4          | 1.1   |     |
| <b>Sayur-sayuran</b><br><i>Vegetables</i>  | 3.7  | 3.1          | 2.8          | 2.4          | 2.2          | 2.0          | 1.8          | 1.6          | 1.5          | 1.3          | 0.8   |     |
| <b>Gula, jem, madu, coklat &amp; manisan</b><br><i>Sugar, jam, honey, chocolate &amp; confectionery</i>  | 0.6  | 0.6          | 0.6          | 0.6          | 0.6          | 0.6          | 0.5          | 0.5          | 0.4          | 0.4          | 0.3   |     |
| <b>Keluaran makanan t.t.t.l</b><br><i>Food products n.e.c</i>  | 2.9  | 2.8          | 2.9          | 2.8          | 2.7          | 2.6          | 2.4          | 2.5          | 2.0          | 1.6          | 1.0   |     |
| <b>Kopi, teh, koko &amp; minuman bukan alkohol</b><br><i>Coffee, tea, cocoa &amp; non-alcoholic beverages</i>  | 1.5  | 1.3          | 1.2          | 1.0          | 1.0          | 0.9          | 0.8          | 0.8          | 0.7          | 0.6          | 0.5   |     |
| <b>02 Minuman Alkohol dan Tembakau</b><br><i>Alcoholic Beverages and Tobacco</i>   | 1.7  | 2.0          | 2.0          | 2.0          | 1.9          | 1.8          | 1.8          | 1.7          | 1.6          | 1.5          | 1.4   |     |
| <b>03 Pakaian dan Kasut</b><br><i>Clothing and Footwear</i>  | 2.7  | 2.9          | 3.2          | 3.2          | 3.1          | 3.1          | 3.1          | 2.8          | 2.7          | 2.6          | 2.3   |     |
| <b>04 Perumahan, Air, Elektrik, Gas dan Bahan Api Lain</b><br><i>Housing, Water, Electricity, Gas and Other Fuels</i>  | 32.7   | 27.8         | 25.2         | 24.4         | 23.5         | 23.2         | 22.7         | 22.4         | 22.7         | 22.9         | 23.2  |     |
| <b>05 Hiasan, Perkakasan dan Penyelenggaraan Isi Rumah</b><br><i>Furnishings, Household Equipment and Routine Household Maintenance</i>                              | 3.9  | 4.2          | 4.2          | 4.1          | 4.4          | 4.4          | 4.5          | 4.7          | 4.4          | 4.5          | 5.4   |     |
| <b>06 Kesihatan</b><br><i>Health</i>   | 2.8  | 2.7          | 2.5          | 2.6          | 2.6          | 2.7          | 2.9          | 2.7          | 2.5          | 2.5          | 2.7   |     |
| <b>07 Pengangkutan</b><br><i>Transport</i>   | 6.3  | 8.5          | 9.6          | 10.3         | 10.9         | 10.3         | 10.5         | 10.5         | 10.4         | 10.8         | 12.7  |     |
| <b>08 Maklumat dan Komunikasi</b><br><i>Information and Communication</i>  | 4.1  | 4.8          | 5.2          | 5.6          | 6.0          | 6.2          | 6.3          | 6.5          | 7.1          | 6.9          | 6.1   |     |
| <b>09 Rekreasi, Sukan dan Kebudayaan</b><br><i>Recreation, Sport and Culture</i>   | 0.8  | 1.3          | 1.6          | 2.0          | 2.2          | 2.5          | 2.6          | 3.0          | 3.3          | 3.4          | 4.7   |     |
| <b>10 Perkhidmatan Pendidikan</b><br><i>Education Services</i>   | 0.2  | 1.0          | 0.9          | 0.9          | 1.0          | 1.2          | 1.3          | 1.5          | 1.4          | 1.6          | 1.7   |     |
| <b>11 Restoran dan Perkhidmatan Penginapan</b><br><i>Restaurants and Accommodation Services</i>  | 12.1   | 13.7         | 15.2         | 15.8         | 16.4         | 17.0         | 17.6         | 18.5         | 18.6         | 18.3         | 16.7  |     |
| <b>Perbelanjaan makanan di luar rumah</b><br><i>Expenditure on food away from home</i>   | 10.5   | 11.5         | 12.7         | 13.0         | 13.4         | 13.8         | 14.2         | 14.7         | 14.8         | 14.3         | 12.3  |     |
| <b>Perbelanjaan minuman di luar rumah</b><br><i>Expenditure on beverages away from home</i>  | 1.6  | 2.1          | 2.4          | 2.6          | 2.7          | 2.9          | 2.9          | 3.1          | 3.1          | 3.1          | 2.7   |     |
| <b>Perkhidmatan penginapan &amp; lain-lain</b><br><i>Accommodation services &amp; others</i>   | 0.1  | 0.1          | 0.1          | 0.2          | 0.3          | 0.3          | 0.5          | 0.6          | 0.7          | 0.8          | 1.6   |     |
| <b>12 Insurans dan Perkhidmatan Kewangan</b><br><i>Insurance and Financial Services</i>  | 1.1  | 1.6          | 2.1          | 2.4          | 2.8          | 3.1          | 3.4          | 4.2          | 5.0          | 5.5          | 6.8   |     |
| <b>13 Penjagaan Diri, Perlindungan Sosial dan Pelbagai Barangan dan Perkhidmatan</b><br><i>Personal Care, Social Protection and Miscellaneous Goods and Services</i> | 4.4  | 4.9          | 5.0          | 5.3          | 5.4          | 5.5          | 5.7          | 5.5          | 5.2          | 5.6          | 6.2   |     |
| <b>Peratusan perbelanjaan penggunaan isi rumah bulanan (01-13)</b><br><i>Percentage of monthly household consumption expenditure (01-13)</i>                         | <b>100.0</b>                                     | <b>100.0</b> | <b>100.0</b> | <b>100.0</b> | <b>100.0</b> | <b>100.0</b> | <b>100.0</b> | <b>100.0</b> | <b>100.0</b> | <b>100.0</b> | <b>100.0</b>                                      |     |

Jadual 3.13: Peratusan perbelanjaan penggunaan isi rumah bulanan mengikut kelas pendapatan isi rumah dan strata, Malaysia, 2024 (samb.)

Table 3.13: Percentage of monthly household consumption expenditure by household income class and strata, Malaysia, 2024 (cont'd)

| Kumpulan perbelanjaan<br><i>Expenditure groups</i>   | Bandar / Urban                                   |         |         |         |         |         |         |         |         |          | (%)   |
|--|--|---------|---------|---------|---------|---------|---------|---------|---------|----------|---|
|  | RM1,999 dan ke bawah<br><i>RM1,999 and below</i> | RM2,000 | RM3,000 | RM4,000 | RM5,000 | RM6,000 | RM7,000 | RM8,000 | RM9,000 | RM10,000 | RM15,000 dan ke atas<br><i>RM15,000 and above</i> |
|  |  | RM2,999 | RM3,999 | RM4,999 | RM5,999 | RM6,999 | RM7,999 | RM8,999 | RM9,999 | RM14,999 |   |
| <b>01 Makanan dan Minuman</b><br><i>Food and Beverages</i>   | 24.2   | 22.3    | 21.2    | 19.9    | 18.5    | 17.8    | 16.7    | 15.4    | 14.6    | 13.7     | 10.0  |
| <b>Beras</b><br><i>Rice</i>  | 1.7  | 1.4     | 1.2     | 1.1     | 1.0     | 1.0     | 0.9     | 0.8     | 0.7     | 0.7      | 0.5   |
| <b>Roti &amp; bijirin lain</b><br><i>Bread &amp; other cereals</i>   | 2.1  | 1.9     | 1.7     | 1.6     | 1.5     | 1.5     | 1.4     | 1.3     | 1.4     | 1.7      | 1.1   |
| <b>Daging</b><br><i>Meat</i>   | 3.0  | 3.0     | 2.9     | 2.8     | 2.8     | 2.6     | 2.4     | 2.1     | 2.0     | 1.9      | 1.4   |
| <b>Ikan &amp; makanan laut</b><br><i>Fish &amp; seafood</i>  | 5.0  | 4.7     | 4.6     | 4.3     | 4.0     | 3.8     | 3.7     | 3.2     | 3.2     | 2.9      | 2.2   |
| <b>Susu, keju &amp; telur</b><br><i>Milk, cheese &amp; eggs</i>  | 2.1  | 1.9     | 1.6     | 1.5     | 1.3     | 1.2     | 1.2     | 1.1     | 1.0     | 0.9      | 0.7   |
| <b>Minyak &amp; lemak</b><br><i>Oils &amp; fats</i>  | 0.9  | 0.9     | 0.8     | 0.8     | 0.8     | 0.7     | 0.7     | 0.6     | 0.6     | 0.5      | 0.4   |
| <b>Buah-buahan</b><br><i>Fruits</i>  | 1.5  | 1.4     | 1.4     | 1.3     | 1.1     | 1.1     | 1.1     | 1.0     | 1.0     | 1.4      | 1.1   |
| <b>Sayur-sayuran</b><br><i>Vegetables</i>  | 3.3  | 2.8     | 2.6     | 2.2     | 2.0     | 1.9     | 1.7     | 1.5     | 1.4     | 1.2      | 0.8   |
| <b>Gula, jem, madu, coklat &amp; manisan</b><br><i>Sugar, jam, honey, chocolate &amp; confectionery</i>  | 0.6  | 0.6     | 0.6     | 0.6     | 0.5     | 0.5     | 0.5     | 0.5     | 0.4     | 0.4      | 0.3   |
| <b>Keluaran makanan t.t.t.l</b><br><i>Food products n.e.c</i>  | 2.8  | 2.7     | 2.7     | 2.6     | 2.6     | 2.5     | 2.4     | 2.5     | 2.0     | 1.5      | 1.0   |
| <b>Kopi, teh, koko &amp; minuman bukan alkohol</b><br><i>Coffee, tea, cocoa &amp; non-alcoholic beverages</i>  | 1.2  | 1.1     | 1.0     | 0.9     | 0.9     | 0.8     | 0.8     | 0.7     | 0.7     | 0.6      | 0.5   |
| <b>02 Minuman Alkohol dan Tembakau</b><br><i>Alcoholic Beverages and Tobacco</i>   | 1.2  | 1.6     | 1.8     | 1.9     | 1.7     | 1.7     | 1.7     | 1.6     | 1.5     | 1.5      | 1.4   |
| <b>03 Pakaian dan Kasut</b><br><i>Clothing and Footwear</i>  | 2.7  | 2.9     | 3.1     | 3.1     | 3.0     | 3.0     | 3.0     | 2.8     | 2.6     | 2.5      | 2.2   |
| <b>04 Perumahan, Air, Elektrik, Gas dan Bahan Api Lain</b><br><i>Housing, Water, Electricity, Gas and Other Fuels</i>  | 33.7   | 29.1    | 26.7    | 25.9    | 24.9    | 24.4    | 23.8    | 23.0    | 23.4    | 23.4     | 23.5  |
| <b>05 Hiasan, Perkakasan dan Penyelenggaraan Isi Rumah</b><br><i>Furnishings, Household Equipment and Routine Household Maintenance</i>                              | 3.9  | 4.1     | 4.3     | 4.2     | 4.5     | 4.4     | 4.6     | 4.7     | 4.4     | 4.5      | 5.4   |
| <b>06 Kesihatan</b><br><i>Health</i>   | 3.3  | 3.0     | 2.5     | 2.8     | 2.7     | 2.7     | 2.9     | 2.7     | 2.4     | 2.5      | 2.7   |
| <b>07 Pengangkutan</b><br><i>Transport</i>   | 6.0  | 8.3     | 9.3     | 9.7     | 10.5    | 9.9     | 10.2    | 10.2    | 10.1    | 10.5     | 12.6  |
| <b>08 Maklumat dan Komunikasi</b><br><i>Information and Communication</i>  | 4.5  | 5.0     | 5.4     | 5.7     | 6.1     | 6.3     | 6.3     | 6.5     | 7.1     | 6.9      | 6.1   |
| <b>09 Rekreasi, Sukan dan Kebudayaan</b><br><i>Recreation, Sport and Culture</i>   | 0.9  | 1.4     | 1.7     | 2.0     | 2.2     | 2.5     | 2.6     | 3.0     | 3.3     | 3.4      | 4.7   |
| <b>10 Perkhidmatan Pendidikan</b><br><i>Education Services</i>   | 0.2  | 1.4     | 0.8     | 0.9     | 1.0     | 1.2     | 1.3     | 1.5     | 1.5     | 1.6      | 1.7   |
| <b>11 Restoran dan Perkhidmatan Penginapan</b><br><i>Restaurants and Accommodation Services</i>  | 13.5   | 14.4    | 16.0    | 16.2    | 16.8    | 17.5    | 17.8    | 18.9    | 19.0    | 18.5     | 16.8  |
| <b>Perbelanjaan makanan di luar rumah</b><br><i>Expenditure on food away from home</i>   | 11.5   | 12.1    | 13.2    | 13.3    | 13.6    | 14.1    | 14.3    | 15.0    | 15.0    | 14.5     | 12.4  |
| <b>Perbelanjaan minuman di luar rumah</b><br><i>Expenditure on beverages away from home</i>  | 1.9  | 2.2     | 2.6     | 2.7     | 2.9     | 3.0     | 3.0     | 3.2     | 3.2     | 3.2      | 2.8   |
| <b>Perkhidmatan penginapan &amp; lain-lain</b><br><i>Accommodation services &amp; others</i>   | 0.1  | 0.1     | 0.2     | 0.2     | 0.3     | 0.4     | 0.5     | 0.7     | 0.7     | 0.8      | 1.6   |
| <b>12 Insurans dan Perkhidmatan Kewangan</b><br><i>Insurance and Financial Services</i>  | 1.2  | 1.8     | 2.1     | 2.6     | 2.9     | 3.2     | 3.6     | 4.2     | 5.2     | 5.6      | 6.9   |
| <b>13 Penjagaan Diri, Perlindungan Sosial dan Pelbagai Barangan dan Perkhidmatan</b><br><i>Personal Care, Social Protection and Miscellaneous Goods and Services</i> | 4.6  | 4.9     | 5.0     | 5.3     | 5.3     | 5.4     | 5.5     | 5.4     | 5.1     | 5.5      | 6.2   |
| <b>Peratusan perbelanjaan penggunaan isi rumah bulanan (01-13)</b><br><i>Percentage of monthly household consumption expenditure (01-13)</i>                         | 100.0  | 100.0   | 100.0   | 100.0   | 100.0   | 100.0   | 100.0   | 100.0   | 100.0   | 100.0    | 100.0   |

Jadual 3.13: Peratusan perbelanjaan penggunaan isi rumah bulanan mengikut kelas pendapatan isi rumah dan strata, Malaysia, 2024 (samb.)

Table 3.13: Percentage of monthly household consumption expenditure by household income class and strata, Malaysia, 2024 (cont'd)

| Kumpulan perbelanjaan<br><i>Expenditure groups</i>   | Luar Bandar / Rural                              |              |              |              |              |              |              |              |              |              | (%)   |
|--|--|--------------|--------------|--------------|--------------|--------------|--------------|--------------|--------------|--------------|---|
|  | RM1,999 dan ke bawah<br><i>RM1,999 and below</i> | RM2,000      | RM3,000      | RM4,000      | RM5,000      | RM6,000      | RM7,000      | RM8,000      | RM9,000      | RM10,000     | RM15,000 dan ke atas<br><i>RM15,000 and above</i> |
|  |  | RM2,999      | RM3,999      | RM4,999      | RM5,999      | RM6,999      | RM7,999      | RM8,999      | RM9,999      | RM14,999     |   |
| <b>01 Makanan dan Minuman</b><br><i>Food and Beverages</i>   | 29.3   | 27.5         | 26.9         | 25.2         | 24.0         | 23.3         | 21.3         | 20.4         | 20.1         | 18.4         | 14.2  |
| <b>Beras</b><br><i>Rice</i>  | 2.4  | 1.9          | 1.7          | 1.5          | 1.4          | 1.3          | 1.1          | 1.1          | 1.0          | 1.0          | 0.7   |
| <b>Roti &amp; bijirin lain</b><br><i>Bread &amp; other cereals</i>   | 2.4  | 2.2          | 2.1          | 2.0          | 1.9          | 1.9          | 1.7          | 1.6          | 1.6          | 1.7          | 1.2   |
| <b>Daging</b><br><i>Meat</i>   | 3.7  | 4.1          | 4.1          | 4.0          | 3.8          | 3.7          | 3.2          | 3.2          | 3.2          | 3.0          | 2.5   |
| <b>Ikan &amp; makanan laut</b><br><i>Fish &amp; seafood</i>  | 6.3  | 6.0          | 6.2          | 5.9          | 5.6          | 5.5          | 5.2          | 5.0          | 5.0          | 4.4          | 3.5   |
| <b>Susu, keju &amp; telur</b><br><i>Milk, cheese &amp; eggs</i>  | 2.3  | 1.9          | 1.8          | 1.7          | 1.6          | 1.5          | 1.3          | 1.4          | 1.3          | 1.3          | 0.9   |
| <b>Minyak &amp; lemak</b><br><i>Oils &amp; fats</i>  | 0.9  | 0.9          | 0.9          | 0.9          | 0.8          | 0.8          | 0.7          | 0.7          | 0.7          | 0.6          | 0.5   |
| <b>Buah-buahan</b><br><i>Fruits</i>  | 1.7  | 1.7          | 1.6          | 1.5          | 1.4          | 1.5          | 1.3          | 1.4          | 1.4          | 1.2          | 1.0   |
| <b>Sayur-sayuran</b><br><i>Vegetables</i>  | 4.0  | 3.5          | 3.3          | 2.9          | 2.7          | 2.4          | 2.3          | 2.0          | 2.0          | 1.7          | 1.3   |
| <b>Gula, jem, madu, coklat &amp; manisan</b><br><i>Sugar, jam, honey, chocolate &amp; confectionery</i>  | 0.6  | 0.7          | 0.7          | 0.7          | 0.6          | 0.7          | 0.7          | 0.5          | 0.5          | 0.5          | 0.4   |
| <b>Keluaran makanan t.t.t.l</b><br><i>Food products n.e.c</i>  | 3.0  | 3.0          | 3.1          | 3.1          | 2.9          | 2.8          | 2.7          | 2.5          | 2.5          | 2.1          | 1.6   |
| <b>Kopi, teh, koko &amp; minuman bukan alkohol</b><br><i>Coffee, tea, cocoa &amp; non-alcoholic beverages</i>  | 1.8  | 1.6          | 1.5          | 1.3          | 1.2          | 1.2          | 1.1          | 1.0          | 0.9          | 0.9          | 0.6   |
| <b>02 Minuman Alkohol dan Tembakau</b><br><i>Alcoholic Beverages and Tobacco</i>   | 2.2  | 2.5          | 2.5          | 2.4          | 2.5          | 2.2          | 2.1          | 2.2          | 1.9          | 2.0          | 1.6   |
| <b>03 Pakaian dan Kasut</b><br><i>Clothing and Footwear</i>  | 2.7  | 3.0          | 3.3          | 3.3          | 3.4          | 3.7          | 3.5          | 3.1          | 3.2          | 3.1          | 2.8   |
| <b>04 Perumahan, Air, Elektrik, Gas dan Bahan Api Lain</b><br><i>Housing, Water, Electricity, Gas and Other Fuels</i>  | 31.8   | 26.1         | 22.7         | 21.0         | 19.4         | 18.7         | 18.0         | 18.1         | 17.4         | 16.8         | 15.7  |
| <b>05 Hiasan, Perkakasan dan Penyelenggaraan Isi Rumah</b><br><i>Furnishings, Household Equipment and Routine Household Maintenance</i>                              | 3.9  | 4.4          | 4.0          | 4.0          | 4.1          | 4.4          | 4.5          | 4.5          | 4.4          | 4.4          | 5.5   |
| <b>06 Kesihatan</b><br><i>Health</i>   | 2.4  | 2.3          | 2.3          | 2.2          | 2.5          | 2.8          | 2.8          | 3.0          | 3.1          | 3.1          | 3.5   |
| <b>07 Pengangkutan</b><br><i>Transport</i>   | 6.6  | 8.9          | 10.1         | 11.5         | 11.9         | 11.8         | 12.0         | 12.4         | 12.8         | 13.3         | 15.6  |
| <b>08 Maklumat dan Komunikasi</b><br><i>Information and Communication</i>  | 3.7  | 4.5          | 4.8          | 5.3          | 5.6          | 5.8          | 6.0          | 6.6          | 6.9          | 6.8          | 6.7   |
| <b>09 Rekreasi, Sukan dan Kebudayaan</b><br><i>Recreation, Sport and Culture</i>   | 0.8  | 1.2          | 1.5          | 1.9          | 2.3          | 2.4          | 2.7          | 3.1          | 3.4          | 3.1          | 5.0   |
| <b>10 Perkhidmatan Pendidikan</b><br><i>Education Services</i>   | 0.2  | 0.5          | 0.9          | 0.9          | 0.9          | 1.1          | 1.2          | 1.1          | 1.3          | 1.4          | 1.7   |
| <b>11 Restoran dan Perkhidmatan Penginapan</b><br><i>Restaurants and Accommodation Services</i>  | 11.1   | 12.7         | 13.9         | 14.7         | 15.4         | 15.5         | 16.5         | 15.9         | 15.9         | 16.6         | 14.9  |
| <b>Perbelanjaan makanan di luar rumah</b><br><i>Expenditure on food away from home</i>   | 9.7  | 10.7         | 11.7         | 12.4         | 12.7         | 12.8         | 13.5         | 12.8         | 13.0         | 13.0         | 11.3  |
| <b>Perbelanjaan minuman di luar rumah</b><br><i>Expenditure on beverages away from home</i>  | 1.3  | 1.8          | 2.1          | 2.2          | 2.4          | 2.4          | 2.5          | 2.5          | 2.5          | 2.6          | 2.2   |
| <b>Perkhidmatan penginapan &amp; lain-lain</b><br><i>Accommodation services &amp; others</i>   | 0.1  | 0.1          | 0.1          | 0.1          | 0.3          | 0.3          | 0.5          | 0.5          | 0.5          | 0.9          | 1.4   |
| <b>12 Insurans dan Perkhidmatan Kewangan</b><br><i>Insurance and Financial Services</i>  | 1.0  | 1.5          | 2.0          | 2.1          | 2.5          | 2.8          | 2.9          | 3.8          | 3.9          | 4.5          | 5.4   |
| <b>13 Penjagaan Diri, Perlindungan Sosial dan Pelbagai Barangan dan Perkhidmatan</b><br><i>Personal Care, Social Protection and Miscellaneous Goods and Services</i> | 4.3  | 5.0          | 5.1          | 5.5          | 5.6          | 5.6          | 6.4          | 5.8          | 5.7          | 6.5          | 7.4   |
| <b>Peratusan perbelanjaan penggunaan isi rumah bulanan (01-13)</b><br><i>Percentage of monthly household consumption expenditure (01-13)</i>                         | <b>100.0</b>                                     | <b>100.0</b> | <b>100.0</b> | <b>100.0</b> | <b>100.0</b> | <b>100.0</b> | <b>100.0</b> | <b>100.0</b> | <b>100.0</b> | <b>100.0</b> | <b>100.0</b>                                      |

**Jadual 3.14: Perbelanjaan penggunaan isi rumah bulanan purata mengikut kumpulan pendapatan desil, Malaysia, 2024**  
**Table 3.14: Mean monthly household consumption expenditure by decile income groups, Malaysia, 2024**

(RM)

| Kumpulan perbelanjaan<br>Expenditure groups  | Jumlah<br>Total | Kumpulan Pendapatan Desil / Decile Income Groups |              |              |              |              |              |              |              |              |               |
|--|-----------------|--|--------------|--------------|--------------|--------------|--------------|--------------|--------------|--------------|---------------|
|  |                 | 1-10   | 11-20        | 21-30        | 31-40        | 41-50        | 51-60        | 61-70        | 71-80        | 81-90        | 91-100        |
| <b>01 Makanan dan Minuman</b><br><i>Food and Beverages</i>   | 885             | 540  | 694          | 766          | 831          | 890          | 928          | 930          | 975          | 1,048        | 1,245         |
| Beras<br><i>Rice</i>   | 47              | 36   | 41           | 44           | 46           | 48           | 49           | 48           | 48           | 52           | 58            |
| Roti & bijirin lain<br><i>Bread &amp; other cereals</i>  | 84              | 44   | 55           | 60           | 66           | 72           | 77           | 86           | 120          | 118          | 142           |
| Daging<br><i>Meat</i>  | 127             | 75   | 100          | 113          | 125          | 134          | 134          | 132          | 134          | 151          | 176           |
| Ikan & makanan laut<br><i>Fish &amp; seafood</i>   | 196             | 117  | 156          | 171          | 187          | 196          | 206          | 205          | 203          | 234          | 287           |
| Susu, keju & telur<br><i>Milk, cheese &amp; eggs</i>   | 62              | 44   | 50           | 55           | 58           | 62           | 66           | 64           | 65           | 67           | 83            |
| Minyak & lemak<br><i>Oils &amp; fats</i>   | 34              | 19   | 25           | 29           | 32           | 34           | 36           | 36           | 37           | 41           | 46            |
| Buah-buahan<br><i>Fruits</i>   | 69              | 33   | 44           | 49           | 51           | 56           | 61           | 69           | 97           | 102          | 134           |
| Sayur-sayuran<br><i>Vegetables</i>   | 89              | 70   | 85           | 88           | 92           | 96           | 94           | 90           | 89           | 91           | 96            |
| Gula, jem, madu, coklat & manisan<br><i>Sugar, jam, honey, chocolate &amp; confectionery</i>   | 26              | 14   | 19           | 21           | 23           | 26           | 28           | 27           | 29           | 31           | 38            |
| Keluaran makanan t.t.t.l<br><i>Food products n.e.c</i>   | 109             | 61   | 87           | 99           | 111          | 123          | 133          | 130          | 109          | 115          | 123           |
| Kopi, teh, koko & minuman bukan alkohol<br><i>Coffee, tea, cocoa &amp; non-alcoholic beverages</i>   | 42              | 27   | 33           | 37           | 40           | 42           | 45           | 44           | 45           | 47           | 61            |
| <b>02 Minuman Alkohol dan Tembakau</b><br><i>Alcoholic Beverages and Tobacco</i>   | 92              | 39   | 58           | 72           | 79           | 87           | 95           | 96           | 102          | 112          | 181           |
| <b>03 Pakaian dan Kasut</b><br><i>Clothing and Footwear</i>  | 154             | 62   | 96           | 112          | 130          | 150          | 166          | 164          | 172          | 205          | 283           |
| <b>04 Perumahan, Air, Elektrik, Gas dan Bahan Api Lain</b><br><i>Housing, Water, Electricity, Gas and Other Fuels</i>  | 1,318           | 639  | 753          | 878          | 967          | 1,080        | 1,209        | 1,383        | 1,547        | 1,777        | 2,945         |
| <b>05 Hiasan, Perkakasan dan Penyelenggaraan Isi Rumah</b><br><i>Furnishings, Household Equipment and Routine Household Maintenance</i>                              | 264             | 88   | 126          | 146          | 179          | 209          | 249          | 273          | 300          | 363          | 707           |
| <b>06 Kesihatan</b><br><i>Health</i>   | 150             | 60   | 77           | 92           | 110          | 126          | 159          | 151          | 163          | 215          | 347           |
| <b>07 Pengangkutan</b><br><i>Transport</i>   | 623             | 179  | 292          | 364          | 445          | 490          | 580          | 637          | 715          | 891          | 1,641         |
| <b>08 Maklumat dan Komunikasi</b><br><i>Information and Communication</i>  | 354             | 97   | 154          | 195          | 247          | 289          | 345          | 420          | 469          | 545          | 775           |
| <b>09 Rekreasi, Sukan dan Kebudayaan</b><br><i>Recreation, Sport and Culture</i>   | 184             | 26   | 50           | 70           | 88           | 117          | 150          | 199          | 219          | 287          | 631           |
| <b>10 Perkhidmatan Pendidikan</b><br><i>Education Services</i>   | 78              | 21   | 25           | 30           | 41           | 55           | 71           | 90           | 110          | 122          | 212           |
| <b>11 Restoran dan Perkhidmatan Penginapan</b><br><i>Restaurants and Accommodation Services</i>  | 961             | 298  | 451          | 554          | 667          | 794          | 960          | 1,115        | 1,247        | 1,427        | 2,104         |
| Perbelanjaan makanan di luar rumah<br><i>Expenditure on food away from home</i>  | 756             | 254  | 377          | 457          | 544          | 646          | 771          | 883          | 980          | 1,108        | 1,543         |
| Perbelanjaan minuman di luar rumah<br><i>Expenditure on beverages away from home</i>   | 159             | 43   | 70           | 90           | 111          | 132          | 160          | 188          | 214          | 245          | 342           |
| Perkhidmatan penginapan & lain-lain<br><i>Accommodation services &amp; others</i>  | 46              | 2  | 4            | 6            | 11           | 16           | 30           | 44           | 53           | 74           | 219           |
| <b>12 Insurans dan Perkhidmatan Kewangan</b><br><i>Insurance and Financial Services</i>  | 268             | 33   | 62           | 87           | 115          | 150          | 197          | 304          | 354          | 476          | 900           |
| <b>13 Penjagaan Diri, Perlindungan Sosial dan Pelbagai Barangan dan Perkhidmatan</b><br><i>Personal Care, Social Protection and Miscellaneous Goods and Services</i> | 319             | 102  | 150          | 188          | 222          | 259          | 308          | 322          | 376          | 451          | 818           |
| <b>Perbelanjaan penggunaan isi rumah bulanan purata (01-13)</b><br><i>Mean monthly household consumption expenditure (01-13)</i>                                     | <b>5,650</b>    | <b>2,186</b>                                     | <b>2,989</b> | <b>3,554</b> | <b>4,119</b> | <b>4,695</b> | <b>5,419</b> | <b>6,084</b> | <b>6,750</b> | <b>7,920</b> | <b>12,789</b> |

Nota / Note:

Merujuk kepada isi rumah warganegara Malaysia  
 Refer to Malaysian citizen households

**Jadual 3.15: Peratusan perbelanjaan penggunaan isi rumah bulanan mengikut kumpulan pendapatan desil, Malaysia, 2024**  
**Table 3.15: Percentage of monthly household consumption expenditure by decile income groups, Malaysia, 2024**

| Kumpulan perbelanjaan<br>Expenditure groups  | Jumlah<br>Total | Kumpulan Pendapatan Desil / Decile Income Groups |              |              |              |              |              |              |              |              |              |
|--|-----------------|--|--------------|--------------|--------------|--------------|--------------|--------------|--------------|--------------|--------------|
|  |                 | 1-10   | 11-20        | 21-30        | 31-40        | 41-50        | 51-60        | 61-70        | 71-80        | 81-90        | 91-100       |
| <b>01 Makanan dan Minuman</b><br><i>Food and Beverages</i>   | 15.7            | 24.7   | 23.2         | 21.6         | 20.2         | 18.9         | 17.1         | 15.3         | 14.4         | 13.2         | 9.7          |
| <b>Beras</b><br><i>Rice</i>  | 0.8             | 1.6  | 1.4          | 1.2          | 1.1          | 1.0          | 0.9          | 0.8          | 0.7          | 0.7          | 0.5          |
| <b>Roti &amp; bijirin lain</b><br><i>Bread &amp; other cereals</i>   | 1.5             | 2.0  | 1.8          | 1.7          | 1.6          | 1.5          | 1.4          | 1.4          | 1.8          | 1.5          | 1.1          |
| <b>Daging</b><br><i>Meat</i>   | 2.3             | 3.5  | 3.4          | 3.2          | 3.0          | 2.9          | 2.5          | 2.2          | 2.0          | 1.9          | 1.4          |
| <b>Ikan &amp; makanan laut</b><br><i>Fish &amp; seafood</i>  | 3.5             | 5.3  | 5.2          | 4.8          | 4.5          | 4.2          | 3.8          | 3.4          | 3.0          | 3.0          | 2.2          |
| <b>Susu, keju &amp; telur</b><br><i>Milk, cheese &amp; eggs</i>  | 1.1             | 2.0  | 1.7          | 1.6          | 1.4          | 1.3          | 1.2          | 1.1          | 1.0          | 0.8          | 0.7          |
| <b>Minyak &amp; lemak</b><br><i>Oils &amp; fats</i>  | 0.6             | 0.9  | 0.9          | 0.8          | 0.8          | 0.7          | 0.7          | 0.6          | 0.5          | 0.5          | 0.4          |
| <b>Buah-buahan</b><br><i>Fruits</i>  | 1.2             | 1.5  | 1.5          | 1.4          | 1.2          | 1.2          | 1.1          | 1.1          | 1.4          | 1.3          | 1.1          |
| <b>Sayur-sayuran</b><br><i>Vegetables</i>  | 1.6             | 3.2  | 2.8          | 2.5          | 2.2          | 2.0          | 1.7          | 1.5          | 1.3          | 1.2          | 0.7          |
| <b>Gula, jem, madu, coklat &amp; manisan</b><br><i>Sugar, jam, honey, chocolate &amp; confectionery</i>  | 0.5             | 0.6  | 0.6          | 0.6          | 0.6          | 0.6          | 0.5          | 0.5          | 0.4          | 0.4          | 0.3          |
| <b>Keluaran makanan t.t.t.l</b><br><i>Food products n.e.c</i>  | 1.9             | 2.8  | 2.9          | 2.8          | 2.7          | 2.6          | 2.5          | 2.1          | 1.6          | 1.5          | 1.0          |
| <b>Kopi, teh, koko &amp; minuman bukan alkohol</b><br><i>Coffee, tea, cocoa &amp; non-alcoholic beverages</i>  | 0.7             | 1.2  | 1.1          | 1.0          | 1.0          | 0.9          | 0.8          | 0.7          | 0.7          | 0.6          | 0.5          |
| <b>02 Minuman Alkohol dan Tembakau</b><br><i>Alcoholic Beverages and Tobacco</i>   | 1.6             | 1.8  | 1.9          | 2.0          | 1.9          | 1.9          | 1.8          | 1.6          | 1.5          | 1.4          | 1.4          |
| <b>03 Pakaian dan Kasut</b><br><i>Clothing and Footwear</i>  | 2.7             | 2.8  | 3.2          | 3.2          | 3.1          | 3.2          | 3.1          | 2.7          | 2.6          | 2.6          | 2.2          |
| <b>04 Perumahan, Air, Elektrik, Gas dan Bahan Api Lain</b><br><i>Housing, Water, Electricity, Gas and Other Fuels</i>  | 23.3            | 29.3   | 25.2         | 24.7         | 23.5         | 23.0         | 22.3         | 22.7         | 22.9         | 22.4         | 23.0         |
| <b>05 Hiasan, Perkakasan dan Penyelenggaraan Isi Rumah</b><br><i>Furnishings, Household Equipment and Routine Household Maintenance</i>                              | 4.7             | 4.0  | 4.2          | 4.1          | 4.3          | 4.5          | 4.6          | 4.5          | 4.4          | 4.6          | 5.5          |
| <b>06 Kesihatan</b><br><i>Health</i>   | 2.7             | 2.8  | 2.6          | 2.6          | 2.7          | 2.7          | 2.9          | 2.5          | 2.4          | 2.7          | 2.7          |
| <b>07 Pengangkutan</b><br><i>Transport</i>   | 11.0            | 8.2  | 9.8          | 10.2         | 10.8         | 10.4         | 10.7         | 10.5         | 10.6         | 11.2         | 12.8         |
| <b>08 Maklumat dan Komunikasi</b><br><i>Information and Communication</i>  | 6.3             | 4.5  | 5.2          | 5.5          | 6.0          | 6.2          | 6.4          | 6.9          | 6.9          | 6.9          | 6.1          |
| <b>09 Rekreasi, Sukan dan Kebudayaan</b><br><i>Recreation, Sport and Culture</i>   | 3.2             | 1.2  | 1.7          | 2.0          | 2.1          | 2.5          | 2.8          | 3.3          | 3.2          | 3.6          | 4.9          |
| <b>10 Perkhidmatan Pendidikan</b><br><i>Education Services</i>   | 1.4             | 1.0  | 0.8          | 0.8          | 1.0          | 1.2          | 1.3          | 1.5          | 1.6          | 1.5          | 1.7          |
| <b>11 Restoran dan Perkhidmatan Penginapan</b><br><i>Restaurants and Accommodation Services</i>  | 17.0            | 13.6   | 15.1         | 15.6         | 16.2         | 16.9         | 17.7         | 18.3         | 18.5         | 18.0         | 16.5         |
| <b>Perbelanjaan makanan di luar rumah</b><br><i>Expenditure on food away from home</i>   | 13.4            | 11.6   | 12.6         | 12.9         | 13.2         | 13.7         | 14.2         | 14.5         | 14.5         | 14.0         | 12.1         |
| <b>Perbelanjaan minuman di luar rumah</b><br><i>Expenditure on beverages away from home</i>  | 2.8             | 2.0  | 2.3          | 2.5          | 2.7          | 2.8          | 2.9          | 3.1          | 3.2          | 3.1          | 2.7          |
| <b>Perkhidmatan penginapan &amp; lain-lain</b><br><i>Accommodation services &amp; others</i>   | 0.8             | 0.1  | 0.1          | 0.2          | 0.3          | 0.3          | 0.5          | 0.7          | 0.8          | 0.9          | 1.7          |
| <b>12 Insurans dan Perkhidmatan Kewangan</b><br><i>Insurance and Financial Services</i>  | 4.7             | 1.5  | 2.1          | 2.4          | 2.8          | 3.2          | 3.6          | 5.0          | 5.3          | 6.0          | 7.0          |
| <b>13 Penjagaan Diri, Perlindungan Sosial dan Pelbagai Barangan dan Perkhidmatan</b><br><i>Personal Care, Social Protection and Miscellaneous Goods and Services</i> | 5.7             | 4.7  | 5.0          | 5.3          | 5.4          | 5.5          | 5.7          | 5.3          | 5.6          | 5.7          | 6.4          |
| <b>Peratusan perbelanjaan penggunaan isi rumah bulanan (01-13)</b><br><i>Percentage of monthly household consumption expenditure (01-13)</i>                         | <b>100.0</b>    | <b>100.0</b>                                     | <b>100.0</b> | <b>100.0</b> | <b>100.0</b> | <b>100.0</b> | <b>100.0</b> | <b>100.0</b> | <b>100.0</b> | <b>100.0</b> | <b>100.0</b> |

Jadual 3.16: Perbelanjaan penggunaan isi rumah bulanan purata mengikut kelas perbelanjaan isi rumah dan strata, Malaysia, 2024  
 Table 3.16: Mean monthly household consumption expenditure by household expenditure class and strata, Malaysia, 2024

| Kumpulan perbelanjaan<br><i>Expenditure groups</i>   | Jumlah / Total                                |                   |                   |                   |                   |                   |                   |                   |                   |                   | (RM)  |
|--|---|-------------------|-------------------|-------------------|-------------------|-------------------|-------------------|-------------------|-------------------|-------------------|---|
|  | RM 999 dan ke bawah<br><i>RM999 and below</i> | RM1,000 - RM1,999 | RM2,000 - RM2,999 | RM3,000 - RM3,999 | RM4,000 - RM4,999 | RM5,000 - RM5,999 | RM6,000 - RM6,999 | RM7,000 - RM7,999 | RM8,000 - RM8,999 | RM9,000 - RM9,999 | RM10,000 dan ke atas<br><i>RM10,000 and above</i> |
|  |   |                   |                   |                   |                   |                   |                   |                   |                   |                   |   |
| <b>01 Makanan dan Minuman</b><br><i>Food and Beverages</i>   | 259   | 440               | 614               | 758               | 855               | 913               | 986               | 1,046             | 1,113             | 1,195             | 1,364   |
| Beras<br><i>Rice</i>   | 36  | 35                | 40                | 44                | 47                | 47                | 49                | 52                | 54                | 56                | 61  |
| Roti & bijirin lain<br><i>Bread &amp; other cereals</i>  | 21  | 37                | 50                | 61                | 75                | 88                | 102               | 113               | 120               | 136               | 148   |
| Daging<br><i>Meat</i>  | 19  | 59                | 90                | 112               | 124               | 131               | 140               | 146               | 157               | 170               | 197   |
| Ikan & makanan laut<br><i>Fish &amp; seafood</i>   | 50  | 91                | 132               | 168               | 189               | 201               | 217               | 229               | 241               | 254               | 317   |
| Susu, keju & telur<br><i>Milk, cheese &amp; eggs</i>   | 22  | 35                | 45                | 53                | 60                | 62                | 66                | 69                | 73                | 81                | 93  |
| Minyak & lemak<br><i>Oils &amp; fats</i>   | 12  | 15                | 23                | 29                | 34                | 36                | 37                | 40                | 42                | 44                | 50  |
| Buah-buahan<br><i>Fruits</i>   | 14  | 25                | 37                | 47                | 55                | 65                | 84                | 99                | 115               | 124               | 148   |
| Sayur-sayuran<br><i>Vegetables</i>   | 35  | 59                | 76                | 87                | 91                | 91                | 94                | 96                | 98                | 100               | 105   |
| Gula, jem, madu, coklat & manisan<br><i>Sugar, jam, honey, chocolate &amp; confectionery</i>   | 6   | 10                | 16                | 21                | 25                | 27                | 29                | 31                | 33                | 38                | 42  |
| Keluaran makanan t.t.t.l<br><i>Food products n.e.c</i>   | 21  | 46                | 72                | 98                | 116               | 122               | 123               | 123               | 126               | 134               | 138   |
| Kopi, teh, koko & minuman bukan alkohol<br><i>Coffee, tea, cocoa &amp; non-alcoholic beverages</i>   | 23  | 27                | 33                | 37                | 40                | 42                | 45                | 49                | 53                | 59                | 66  |
| <b>02 Minuman Alkohol dan Tembakau</b><br><i>Alcoholic Beverages and Tobacco</i>   | 23  | 33                | 52                | 68                | 81                | 88                | 102               | 116               | 127               | 138               | 219   |
| <b>03 Pakaian dan Kasut</b><br><i>Clothing and Footwear</i>  | 19  | 48                | 80                | 113               | 137               | 157               | 174               | 193               | 208               | 242               | 324   |
| <b>04 Perumahan, Air, Elektrik, Gas dan Bahan Api Lain</b><br><i>Housing, Water, Electricity, Gas and Other Fuels</i>  | 334   | 522               | 685               | 850               | 1,050             | 1,286             | 1,502             | 1,718             | 1,945             | 2,120             | 3,286   |
| <b>05 Hiasan, Perkakasan dan Penyelenggaraan Isi Rumah</b><br><i>Furnishings, Household Equipment and Routine Household Maintenance</i>                              | 31  | 63                | 104               | 145               | 198               | 246               | 281               | 342               | 399               | 504               | 811   |
| <b>06 Kesihatan</b><br><i>Health</i>   | 23  | 38                | 59                | 85                | 112               | 140               | 169               | 189               | 221               | 285               | 442   |
| <b>07 Pengangkutan</b><br><i>Transport</i>   | 37  | 107               | 232               | 359               | 462               | 570               | 660               | 767               | 852               | 970               | 2,129   |
| <b>08 Maklumat dan Komunikasi</b><br><i>Information and Communication</i>  | 36  | 77                | 133               | 209               | 298               | 377               | 454               | 502               | 547               | 605               | 804   |
| <b>09 Rekreasi, Sukan dan Kebudayaan</b><br><i>Recreation, Sport and Culture</i>   | 1   | 13                | 31                | 60                | 97                | 146               | 203               | 256               | 309               | 381               | 798   |
| <b>10 Perkhidmatan Pendidikan</b><br><i>Education Services</i>   | 0   | 3                 | 13                | 27                | 46                | 71                | 99                | 116               | 145               | 165               | 292   |
| <b>11 Restoran dan Perkhidmatan Penginapan</b><br><i>Restaurants and Accommodation Services</i>  | 69  | 198               | 361               | 559               | 767               | 977               | 1,194             | 1,370             | 1,565             | 1,705             | 2,406   |
| Perbelanjaan makanan di luar rumah<br><i>Expenditure on food away from home</i>  | 59  | 169               | 302               | 462               | 622               | 783               | 948               | 1,080             | 1,211             | 1,318             | 1,745   |
| Perbelanjaan minuman di luar rumah<br><i>Expenditure on beverages away from home</i>   | 9   | 28                | 57                | 90                | 131               | 167               | 204               | 233               | 266               | 282               | 385   |
| Perkhidmatan penginapan & lain-lain<br><i>Accommodation services &amp; others</i>  | 1   | 1                 | 2                 | 7                 | 13                | 27                | 43                | 58                | 88                | 105               | 276   |
| <b>12 Insurans dan Perkhidmatan Kewangan</b><br><i>Insurance and Financial Services</i>  | 4   | 18                | 47                | 83                | 145               | 221               | 302               | 425               | 531               | 601               | 1,013   |
| <b>13 Penjagaan Diri, Perlindungan Sosial dan Pelbagai Barangan dan Perkhidmatan</b><br><i>Personal Care, Social Protection and Miscellaneous Goods and Services</i> | 35  | 74                | 125               | 182               | 239               | 297               | 353               | 418               | 491               | 559               | 953   |
| <b>Perbelanjaan penggunaan isi rumah bulanan purata (01-13)</b><br><i>Mean monthly household consumption expenditure (01-13)</i>                                     | <b>871</b>                                    | <b>1,635</b>      | <b>2,536</b>      | <b>3,497</b>      | <b>4,486</b>      | <b>5,488</b>      | <b>6,478</b>      | <b>7,460</b>      | <b>8,454</b>      | <b>9,469</b>      | <b>14,842</b>                                     |

Jadual 3.16: Perbelanjaan penggunaan isi rumah bulanan purata mengikut kelas perbelanjaan isi rumah dan strata, Malaysia, 2024 (samb.)  
 Table 3.16: Mean monthly household consumption expenditure by household expenditure class and strata, Malaysia, 2024 (cont'd)

| Kumpulan perbelanjaan<br><i>Expenditure groups</i>   | Bandar / Urban                                |                   |                   |                   |                   |                   |                   |                   |                   |                   | (RM)  |
|--|---|-------------------|-------------------|-------------------|-------------------|-------------------|-------------------|-------------------|-------------------|-------------------|---|
|  | RM 999 dan ke bawah<br><i>RM999 and below</i> | RM1,000 - RM1,999 | RM2,000 - RM2,999 | RM3,000 - RM3,999 | RM4,000 - RM4,999 | RM5,000 - RM5,999 | RM6,000 - RM6,999 | RM7,000 - RM7,999 | RM8,000 - RM8,999 | RM9,000 - RM9,999 | RM10,000 dan ke atas<br><i>RM10,000 and above</i> |
|  |   |                   |                   |                   |                   |                   |                   |                   |                   |                   |   |
| <b>01 Makanan dan Minuman</b><br><i>Food and Beverages</i>   | 224   | 400               | 563               | 706               | 806               | 871               | 954               | 1,019             | 1,091             | 1,177             | 1,351   |
| Beras<br><i>Rice</i>   | 23  | 31                | 36                | 40                | 44                | 45                | 48                | 50                | 53                | 55                | 60  |
| Roti & bijirin lain<br><i>Bread &amp; other cereals</i>  | 15  | 35                | 48                | 59                | 73                | 87                | 101               | 112               | 121               | 137               | 148   |
| Daging<br><i>Meat</i>  | 25  | 54                | 80                | 100               | 114               | 122               | 133               | 140               | 151               | 165               | 192   |
| Ikan & makanan laut<br><i>Fish &amp; seafood</i>   | 51  | 79                | 118               | 153               | 172               | 187               | 206               | 218               | 233               | 248               | 314   |
| Susu, keju & telur<br><i>Milk, cheese &amp; eggs</i>   | 23  | 35                | 44                | 51                | 58                | 59                | 64                | 66                | 72                | 79                | 92  |
| Minyak & lemak<br><i>Oils &amp; fats</i>   | 11  | 15                | 23                | 29                | 33                | 35                | 37                | 39                | 42                | 43                | 50  |
| Buah-buahan<br><i>Fruits</i>   | 15  | 23                | 35                | 44                | 53                | 64                | 84                | 100               | 116               | 126               | 148   |
| Sayur-sayuran<br><i>Vegetables</i>   | 26  | 52                | 69                | 81                | 86                | 87                | 91                | 93                | 95                | 97                | 103   |
| Gula, jem, madu, coklat & manisan<br><i>Sugar, jam, honey, chocolate &amp; confectionery</i>   | 5   | 10                | 15                | 20                | 24                | 26                | 28                | 30                | 33                | 37                | 41  |
| Keluaran makanan t.t.t.l<br><i>Food products n.e.c</i>   | 19  | 44                | 68                | 95                | 112               | 119               | 119               | 121               | 124               | 130               | 135   |
| Kopi, teh, koko & minuman bukan alkohol<br><i>Coffee, tea, cocoa &amp; non-alcoholic beverages</i>   | 11  | 22                | 28                | 33                | 37                | 40                | 43                | 48                | 52                | 58                | 66  |
| <b>02 Minuman Alkohol dan Tembakau</b><br><i>Alcoholic Beverages and Tobacco</i>   | 24  | 26                | 45                | 62                | 75                | 82                | 99                | 112               | 124               | 133               | 220   |
| <b>03 Pakaian dan Kasut</b><br><i>Clothing and Footwear</i>  | 26  | 52                | 80                | 112               | 132               | 152               | 170               | 189               | 205               | 240               | 321   |
| <b>04 Perumahan, Air, Elektrik, Gas dan Bahan Api Lain</b><br><i>Housing, Water, Electricity, Gas and Other Fuels</i>  | 312   | 543               | 730               | 905               | 1,109             | 1,343             | 1,549             | 1,763             | 1,992             | 2,165             | 3,351   |
| <b>05 Hiasan, Perkakasan dan Penyelenggaraan Isi Rumah</b><br><i>Furnishings, Household Equipment and Routine Household Maintenance</i>                              | 31  | 62                | 103               | 147               | 200               | 246               | 279               | 342               | 398               | 505               | 817   |
| <b>06 Kesihatan</b><br><i>Health</i>   | 16  | 42                | 62                | 86                | 111               | 138               | 164               | 185               | 217               | 277               | 439   |
| <b>07 Pengangkutan</b><br><i>Transport</i>   | 52  | 104               | 223               | 345               | 446               | 556               | 639               | 750               | 833               | 951               | 2,106   |
| <b>08 Maklumat dan Komunikasi</b><br><i>Information and Communication</i>  | 41  | 83                | 141               | 218               | 306               | 382               | 457               | 503               | 549               | 606               | 808   |
| <b>09 Rekreasi, Sukan dan Kebudayaan</b><br><i>Recreation, Sport and Culture</i>   | 3   | 15                | 32                | 61                | 95                | 145               | 201               | 254               | 304               | 377               | 799   |
| <b>10 Perkhidmatan Pendidikan</b><br><i>Education Services</i>   | -   | 4                 | 13                | 27                | 45                | 71                | 100               | 117               | 145               | 166               | 295   |
| <b>11 Restoran dan Perkhidmatan Penginapan</b><br><i>Restaurants and Accommodation Services</i>  | 117   | 229               | 387               | 580               | 783               | 992               | 1,210             | 1,380             | 1,573             | 1,714             | 2,430   |
| Perbelanjaan makanan di luar rumah<br><i>Expenditure on food away from home</i>  | 102   | 194               | 322               | 477               | 633               | 793               | 960               | 1,087             | 1,216             | 1,325             | 1,760   |
| Perbelanjaan minuman di luar rumah<br><i>Expenditure on beverages away from home</i>   | 15  | 33                | 63                | 96                | 137               | 172               | 208               | 236               | 269               | 286               | 391   |
| Perkhidmatan penginapan & lain-lain<br><i>Accommodation services &amp; others</i>  | -   | 1                 | 3                 | 7                 | 13                | 27                | 42                | 57                | 89                | 103               | 279   |
| <b>12 Insurans dan Perkhidmatan Kewangan</b><br><i>Insurance and Financial Services</i>  | 5   | 19                | 49                | 86                | 151               | 226               | 309               | 433               | 538               | 604               | 1,026   |
| <b>13 Penjagaan Diri, Perlindungan Sosial dan Pelbagai Barangan dan Perkhidmatan</b><br><i>Personal Care, Social Protection and Miscellaneous Goods and Services</i> | 28  | 79                | 124               | 180               | 235               | 290               | 347               | 416               | 485               | 553               | 945   |
| <b>Perbelanjaan penggunaan isi rumah bulanan purata (01-13)</b><br><i>Mean monthly household consumption expenditure (01-13)</i>                                     | <b>880</b>                                    | <b>1,657</b>      | <b>2,552</b>      | <b>3,513</b>      | <b>4,495</b>      | <b>5,493</b>      | <b>6,480</b>      | <b>7,462</b>      | <b>8,453</b>      | <b>9,469</b>      | <b>14,909</b>                                     |

Jadual 3.16: Perbelanjaan penggunaan isi rumah bulanan purata mengikut kelas perbelanjaan isi rumah dan strata, Malaysia, 2024 (samb.)  
Table 3.16: Mean monthly household consumption expenditure by household expenditure class and strata, Malaysia, 2024 (cont'd)

| Kumpulan perbelanjaan<br><i>Expenditure groups</i>   | Luar Bandar / Rural                           |                   |                   |                   |                   |                   |                   |                   |                   |                   | (RM)  |
|--|---|-------------------|-------------------|-------------------|-------------------|-------------------|-------------------|-------------------|-------------------|-------------------|---|
|  | RM 999 dan ke bawah<br><i>RM999 and below</i> | RM1,000 - RM1,999 | RM2,000 - RM2,999 | RM3,000 - RM3,999 | RM4,000 - RM4,999 | RM5,000 - RM5,999 | RM6,000 - RM6,999 | RM7,000 - RM7,999 | RM8,000 - RM8,999 | RM9,000 - RM9,999 | RM10,000 dan ke atas<br><i>RM10,000 and above</i> |
|  |   |                   |                   |                   |                   |                   |                   |                   |                   |                   |   |
| <b>01 Makanan dan Minuman</b><br><i>Food and Beverages</i>   | 268   | 470               | 684               | 870               | 1,031             | 1,158             | 1,272             | 1,364             | 1,419             | 1,467             | 1,676   |
| Beras<br><i>Rice</i>   | 39  | 39                | 46                | 51                | 56                | 61                | 65                | 65                | 76                | 71                | 79  |
| Roti & bijirin lain<br><i>Bread &amp; other cereals</i>  | 22  | 39                | 54                | 67                | 84                | 96                | 103               | 117               | 115               | 121               | 144   |
| Daging<br><i>Meat</i>  | 18  | 63                | 104               | 136               | 160               | 184               | 204               | 217               | 240               | 248               | 305   |
| Ikan & makanan laut<br><i>Fish &amp; seafood</i>   | 50  | 99                | 152               | 201               | 248               | 286               | 311               | 351               | 354               | 339               | 391   |
| Susu, keju & telur<br><i>Milk, cheese &amp; eggs</i>   | 22  | 36                | 47                | 58                | 68                | 74                | 86                | 94                | 86                | 103               | 116   |
| Minyak & lemak<br><i>Oils &amp; fats</i>   | 12  | 15                | 22                | 29                | 35                | 39                | 42                | 44                | 44                | 50                | 51  |
| Buah-buahan<br><i>Fruits</i>   | 14  | 28                | 41                | 54                | 61                | 72                | 86                | 92                | 103               | 97                | 129   |
| Sayur-sayuran<br><i>Vegetables</i>   | 37  | 64                | 85                | 100               | 112               | 116               | 125               | 128               | 133               | 136               | 143   |
| Gula, jem, madu, coklat & manisan<br><i>Sugar, jam, honey, chocolate &amp; confectionery</i>   | 6   | 10                | 17                | 24                | 29                | 33                | 36                | 41                | 40                | 44                | 58  |
| Keluaran makanan t.t.t.l<br><i>Food products n.e.c</i>   | 22  | 47                | 77                | 104               | 128               | 140               | 156               | 147               | 163               | 192               | 193   |
| Kopi, teh, koko & minuman bukan alkohol<br><i>Coffee, tea, cocoa &amp; non-alcoholic beverages</i>   | 26  | 31                | 40                | 46                | 50                | 57                | 59                | 68                | 66                | 69                | 66  |
| <b>02 Minuman Alkohol dan Tembakau</b><br><i>Alcoholic Beverages and Tobacco</i>   | 23  | 39                | 62                | 80                | 101               | 119               | 130               | 162               | 170               | 212               | 195   |
| <b>03 Pakaian dan Kasut</b><br><i>Clothing and Footwear</i>  | 18  | 45                | 79                | 117               | 152               | 184               | 204               | 234               | 258               | 262               | 407   |
| <b>04 Perumahan, Air, Elektrik, Gas dan Bahan Api Lain</b><br><i>Housing, Water, Electricity, Gas and Other Fuels</i>  | 339   | 507               | 624               | 730               | 839               | 958               | 1,074             | 1,205             | 1,294             | 1,435             | 1,793   |
| <b>05 Hiasan, Perkakasan dan Penyelenggaraan Isi Rumah</b><br><i>Furnishings, Household Equipment and Routine Household Maintenance</i>                              | 31  | 63                | 105               | 142               | 190               | 242               | 298               | 346               | 420               | 485               | 677   |
| <b>06 Kesihatan</b><br><i>Health</i>   | 25  | 36                | 56                | 83                | 117               | 152               | 206               | 240               | 277               | 417               | 497   |
| <b>07 Pengangkutan</b><br><i>Transport</i>   | 33  | 109               | 244               | 390               | 517               | 647               | 852               | 966               | 1,107             | 1,259             | 2,666   |
| <b>08 Maklumat dan Komunikasi</b><br><i>Information and Communication</i>  | 35  | 72                | 121               | 188               | 270               | 347               | 423               | 485               | 521               | 584               | 721   |
| <b>09 Rekreasi, Sukan dan Kebudayaan</b><br><i>Recreation, Sport and Culture</i>   | 1   | 12                | 30                | 59                | 104               | 157               | 218               | 278               | 383               | 434               | 766   |
| <b>10 Perkhidmatan Pendidikan</b><br><i>Education Services</i>   | 0   | 3                 | 13                | 29                | 49                | 72                | 90                | 108               | 149               | 152               | 232   |
| <b>11 Restoran dan Perkhidmatan Penginapan</b><br><i>Restaurants and Accommodation Services</i>  | 57  | 174               | 325               | 514               | 709               | 895               | 1,049             | 1,257             | 1,457             | 1,560             | 1,848   |
| Perbelanjaan makanan di luar rumah<br><i>Expenditure on food away from home</i>  | 48  | 150               | 274               | 430               | 585               | 728               | 841               | 995               | 1,153             | 1,211             | 1,386   |
| Perbelanjaan minuman di luar rumah<br><i>Expenditure on beverages away from home</i>   | 8   | 23                | 48                | 78                | 111               | 141               | 162               | 199               | 222               | 217               | 243   |
| Perkhidmatan penginapan & lain-lain<br><i>Accommodation services &amp; others</i>  | 1   | 1                 | 2                 | 7                 | 14                | 26                | 47                | 64                | 83                | 131               | 219   |
| <b>12 Insurans dan Perkhidmatan Kewangan</b><br><i>Insurance and Financial Services</i>  | 3   | 18                | 45                | 76                | 123               | 191               | 239               | 338               | 433               | 561               | 698   |
| <b>13 Penjagaan Diri, Perlindungan Sosial dan Pelbagai Barangan dan Perkhidmatan</b><br><i>Personal Care, Social Protection and Miscellaneous Goods and Services</i> | 37  | 70                | 126               | 186               | 253               | 335               | 407               | 448               | 577               | 647               | 1,123   |
| <b>Perbelanjaan penggunaan isi rumah bulanan purata (01-13)</b><br><i>Mean monthly household consumption expenditure (01-13)</i>                                     | <b>869</b>                                    | <b>1,618</b>      | <b>2,513</b>      | <b>3,464</b>      | <b>4,455</b>      | <b>5,458</b>      | <b>6,463</b>      | <b>7,432</b>      | <b>8,465</b>      | <b>9,476</b>      | <b>13,301</b>                                     |

Jadual 3.17: Peratusan perbelanjaan penggunaan isi rumah bulanan mengikut kelas perbelanjaan isi rumah dan strata, Malaysia, 2024  
 Table 3.17: Percentage of monthly household consumption expenditure by household expenditure class and strata, Malaysia, 2024

| Kumpulan perbelanjaan<br><i>Expenditure groups</i>   | Jumlah / Total                                |                   |                   |                   |                   |                   |                   |                   |                   |                   | (%)   |
|--|---|-------------------|-------------------|-------------------|-------------------|-------------------|-------------------|-------------------|-------------------|-------------------|---|
|  | RM 999 dan ke bawah<br><i>RM999 and below</i> | RM1,000 - RM1,999 | RM2,000 - RM2,999 | RM3,000 - RM3,999 | RM4,000 - RM4,999 | RM5,000 - RM5,999 | RM6,000 - RM6,999 | RM7,000 - RM7,999 | RM8,000 - RM8,999 | RM9,000 - RM9,999 | RM10,000 dan ke atas<br><i>RM10,000 and above</i> |
|  |   |                   |                   |                   |                   |                   |                   |                   |                   |                   |   |
| <b>01 Makanan dan Minuman</b><br><i>Food and Beverages</i>   | 29.7  | 26.9              | 24.2              | 21.7              | 19.1              | 16.6              | 15.2              | 14.0              | 13.2              | 12.6              | 9.2   |
| Beras<br><i>Rice</i>   | 4.1   | 2.2               | 1.6               | 1.3               | 1.0               | 0.9               | 0.8               | 0.7               | 0.6               | 0.6               | 0.4   |
| Roti & bijirin lain<br><i>Bread &amp; other cereals</i>  | 2.4   | 2.3               | 2.0               | 1.7               | 1.7               | 1.6               | 1.6               | 1.5               | 1.4               | 1.4               | 1.0   |
| Daging<br><i>Meat</i>  | 2.2   | 3.6               | 3.6               | 3.2               | 2.8               | 2.4               | 2.2               | 2.0               | 1.9               | 1.8               | 1.3   |
| Ikan & makanan laut<br><i>Fish &amp; seafood</i>   | 5.8   | 5.5               | 5.2               | 4.8               | 4.2               | 3.7               | 3.3               | 3.1               | 2.8               | 2.7               | 2.1   |
| Susu, keju & telur<br><i>Milk, cheese &amp; eggs</i>   | 2.5   | 2.2               | 1.8               | 1.5               | 1.3               | 1.1               | 1.0               | 0.9               | 0.9               | 0.9               | 0.6   |
| Minyak & lemak<br><i>Oils &amp; fats</i>   | 1.3   | 0.9               | 0.9               | 0.8               | 0.7               | 0.7               | 0.6               | 0.5               | 0.5               | 0.5               | 0.3   |
| Buah-buahan<br><i>Fruits</i>   | 1.6   | 1.6               | 1.5               | 1.4               | 1.2               | 1.2               | 1.3               | 1.3               | 1.4               | 1.3               | 1.0   |
| Sayur-sayuran<br><i>Vegetables</i>   | 4.0   | 3.6               | 3.0               | 2.5               | 2.0               | 1.7               | 1.5               | 1.3               | 1.2               | 1.1               | 0.7   |
| Gula, jem, madu, coklat & manisan<br><i>Sugar, jam, honey, chocolate &amp; confectionery</i>   | 0.6   | 0.6               | 0.6               | 0.6               | 0.6               | 0.5               | 0.4               | 0.4               | 0.4               | 0.4               | 0.3   |
| Keluaran makanan t.t.t.l<br><i>Food products n.e.c</i>   | 2.5   | 2.8               | 2.8               | 2.8               | 2.6               | 2.2               | 1.9               | 1.6               | 1.5               | 1.4               | 0.9   |
| Kopi, teh, koko & minuman bukan alkohol<br><i>Coffee, tea, cocoa &amp; non-alcoholic beverages</i>   | 2.7   | 1.7               | 1.3               | 1.1               | 0.9               | 0.8               | 0.7               | 0.7               | 0.6               | 0.6               | 0.4   |
| <b>02 Minuman Alkohol dan Tembakau</b><br><i>Alcoholic Beverages and Tobacco</i>   | 2.6   | 2.0               | 2.0               | 1.9               | 1.8               | 1.6               | 1.6               | 1.6               | 1.5               | 1.5               | 1.5   |
| <b>03 Pakaian dan Kasut</b><br><i>Clothing and Footwear</i>  | 2.2   | 2.9               | 3.1               | 3.2               | 3.0               | 2.9               | 2.7               | 2.6               | 2.5               | 2.6               | 2.2   |
| <b>04 Perumahan, Air, Elektrik, Gas dan Bahan Api Lain</b><br><i>Housing, Water, Electricity, Gas and Other Fuels</i>  | 38.3  | 32.0              | 27.0              | 24.3              | 23.4              | 23.4              | 23.2              | 23.0              | 23.0              | 22.4              | 22.1  |
| <b>05 Hiasan, Perkakasan dan Penyelenggaraan Isi Rumah</b><br><i>Furnishings, Household Equipment and Routine Household Maintenance</i>                              | 3.6   | 3.8               | 4.1               | 4.1               | 4.4               | 4.5               | 4.3               | 4.6               | 4.7               | 5.3               | 5.5   |
| <b>06 Kesihatan</b><br><i>Health</i>   | 2.6   | 2.3               | 2.3               | 2.4               | 2.5               | 2.5               | 2.6               | 2.5               | 2.6               | 3.0               | 3.0   |
| <b>07 Pengangkutan</b><br><i>Transport</i>   | 4.2   | 6.5               | 9.1               | 10.3              | 10.3              | 10.4              | 10.2              | 10.3              | 10.1              | 10.2              | 14.3  |
| <b>08 Maklumat dan Komunikasi</b><br><i>Information and Communication</i>  | 4.2   | 4.7               | 5.2               | 6.0               | 6.6               | 6.9               | 7.0               | 6.7               | 6.5               | 6.4               | 5.4   |
| <b>09 Rekreasi, Sukan dan Kebudayaan</b><br><i>Recreation, Sport and Culture</i>   | 0.2   | 0.8               | 1.2               | 1.7               | 2.2               | 2.7               | 3.1               | 3.4               | 3.7               | 4.0               | 5.4   |
| <b>10 Perkhidmatan Pendidikan</b><br><i>Education Services</i>   | 0.0   | 0.2               | 0.5               | 0.8               | 1.0               | 1.3               | 1.5               | 1.6               | 1.7               | 1.7               | 2.0   |
| <b>11 Restoran dan Perkhidmatan Penginapan</b><br><i>Restaurants and Accommodation Services</i>  | 7.9   | 12.1              | 14.2              | 16.0              | 17.1              | 17.8              | 18.4              | 18.4              | 18.5              | 18.0              | 16.2  |
| Perbelanjaan makanan di luar rumah<br><i>Expenditure on food away from home</i>  | 6.7   | 10.4              | 11.9              | 13.2              | 13.9              | 14.3              | 14.6              | 14.5              | 14.3              | 13.9              | 11.8  |
| Perbelanjaan minuman di luar rumah<br><i>Expenditure on beverages away from home</i>   | 1.1   | 1.7               | 2.2               | 2.6               | 2.9               | 3.1               | 3.1               | 3.1               | 3.1               | 3.0               | 2.6   |
| Perkhidmatan penginapan & lain-lain<br><i>Accommodation services &amp; others</i>  | 0.1   | 0.1               | 0.1               | 0.2               | 0.3               | 0.5               | 0.7               | 0.8               | 1.0               | 1.1               | 1.9   |
| <b>12 Insurans dan Perkhidmatan Kewangan</b><br><i>Insurance and Financial Services</i>  | 0.4   | 1.1               | 1.9               | 2.4               | 3.2               | 4.0               | 4.7               | 5.7               | 6.3               | 6.4               | 6.8   |
| <b>13 Penjagaan Diri, Perlindungan Sosial dan Pelbagai Barangan dan Perkhidmatan</b><br><i>Personal Care, Social Protection and Miscellaneous Goods and Services</i> | 4.1   | 4.5               | 4.9               | 5.2               | 5.3               | 5.4               | 5.4               | 5.6               | 5.8               | 5.9               | 6.4   |
| <b>Peratusan perbelanjaan penggunaan isi rumah bulanan (01-13)</b><br><i>Percentage of monthly household consumption expenditure (01-13)</i>                         | <b>100.0</b>                                  | <b>100.0</b>      | <b>100.0</b>      | <b>100.0</b>      | <b>100.0</b>      | <b>100.0</b>      | <b>100.0</b>      | <b>100.0</b>      | <b>100.0</b>      | <b>100.0</b>      | <b>100.0</b>                                      |

Jadual 3.17: Peratusan perbelanjaan penggunaan isi rumah bulanan mengikut kelas perbelanjaan isi rumah dan strata, Malaysia, 2024 (samb.)  
 Table 3.17: Percentage of monthly household consumption expenditure by household expenditure class and strata, Malaysia, 2024 (cont'd)

| Kumpulan perbelanjaan<br><i>Expenditure groups</i>   | Bandar / Urban                                |                   |                   |                   |                   |                   |                   |                   |                   |                   | (%)   |
|--|---|-------------------|-------------------|-------------------|-------------------|-------------------|-------------------|-------------------|-------------------|-------------------|---|
|  | RM 999 dan ke bawah<br><i>RM999 and below</i> | RM1,000 - RM1,999 | RM2,000 - RM2,999 | RM3,000 - RM3,999 | RM4,000 - RM4,999 | RM5,000 - RM5,999 | RM6,000 - RM6,999 | RM7,000 - RM7,999 | RM8,000 - RM8,999 | RM9,000 - RM9,999 | RM10,000 dan ke atas<br><i>RM10,000 and above</i> |
|  |   |                   |                   |                   |                   |                   |                   |                   |                   |                   |   |
| <b>01 Makanan dan Minuman</b><br><i>Food and Beverages</i>   | 25.5  | 24.1              | 22.1              | 20.1              | 17.9              | 15.8              | 14.7              | 13.7              | 12.9              | 12.4              | 9.1   |
| Beras<br><i>Rice</i>   | 2.7   | 1.9               | 1.4               | 1.1               | 1.0               | 0.8               | 0.7               | 0.7               | 0.6               | 0.6               | 0.4   |
| Roti & bijirin lain<br><i>Bread &amp; other cereals</i>  | 1.7   | 2.1               | 1.9               | 1.7               | 1.6               | 1.6               | 1.6               | 1.5               | 1.4               | 1.4               | 1.0   |
| Daging<br><i>Meat</i>  | 2.8   | 3.3               | 3.1               | 2.9               | 2.5               | 2.2               | 2.1               | 1.9               | 1.8               | 1.7               | 1.3   |
| Ikan & makanan laut<br><i>Fish &amp; seafood</i>   | 5.8   | 4.8               | 4.6               | 4.3               | 3.8               | 3.4               | 3.2               | 2.9               | 2.8               | 2.6               | 2.1   |
| Susu, keju & telur<br><i>Milk, cheese &amp; eggs</i>   | 2.6   | 2.1               | 1.7               | 1.5               | 1.3               | 1.1               | 1.0               | 0.9               | 0.8               | 0.8               | 0.6   |
| Minyak & lemak<br><i>Oils &amp; fats</i>   | 1.2   | 0.9               | 0.9               | 0.8               | 0.7               | 0.6               | 0.6               | 0.5               | 0.5               | 0.5               | 0.3   |
| Buah-buahan<br><i>Fruits</i>   | 1.7   | 1.4               | 1.4               | 1.3               | 1.2               | 1.2               | 1.3               | 1.3               | 1.4               | 1.3               | 1.0   |
| Sayur-sayuran<br><i>Vegetables</i>   | 3.0   | 3.1               | 2.7               | 2.3               | 1.9               | 1.6               | 1.4               | 1.2               | 1.1               | 1.0               | 0.7   |
| Gula, jem, madu, coklat & manisan<br><i>Sugar, jam, honey, chocolate &amp; confectionery</i>   | 0.6   | 0.6               | 0.6               | 0.6               | 0.5               | 0.5               | 0.4               | 0.4               | 0.4               | 0.4               | 0.3   |
| Keluaran makanan t.t.t.l<br><i>Food products n.e.c</i>   | 2.2   | 2.7               | 2.7               | 2.7               | 2.5               | 2.2               | 1.8               | 1.6               | 1.5               | 1.4               | 0.9   |
| Kopi, teh, koko & minuman bukan alkohol<br><i>Coffee, tea, cocoa &amp; non-alcoholic beverages</i>   | 1.3   | 1.4               | 1.1               | 0.9               | 0.8               | 0.7               | 0.7               | 0.6               | 0.6               | 0.6               | 0.4   |
| <b>02 Minuman Alkohol dan Tembakau</b><br><i>Alcoholic Beverages and Tobacco</i>   | 2.8   | 1.6               | 1.8               | 1.8               | 1.7               | 1.5               | 1.5               | 1.5               | 1.5               | 1.4               | 1.5   |
| <b>03 Pakaian dan Kasut</b><br><i>Clothing and Footwear</i>  | 2.9   | 3.1               | 3.1               | 3.2               | 2.9               | 2.8               | 2.6               | 2.5               | 2.4               | 2.5               | 2.2   |
| <b>04 Perumahan, Air, Elektrik, Gas dan Bahan Api Lain</b><br><i>Housing, Water, Electricity, Gas and Other Fuels</i>  | 35.4  | 32.8              | 28.6              | 25.8              | 24.7              | 24.4              | 23.9              | 23.6              | 23.6              | 22.9              | 22.5  |
| <b>05 Hiasan, Perkakasan dan Penyelenggaraan Isi Rumah</b><br><i>Furnishings, Household Equipment and Routine Household Maintenance</i>                              | 3.5   | 3.8               | 4.0               | 4.2               | 4.4               | 4.5               | 4.3               | 4.6               | 4.7               | 5.3               | 5.5   |
| <b>06 Kesihatan</b><br><i>Health</i>   | 1.8   | 2.5               | 2.4               | 2.4               | 2.5               | 2.5               | 2.5               | 2.5               | 2.6               | 2.9               | 2.9   |
| <b>07 Pengangkutan</b><br><i>Transport</i>   | 5.9   | 6.3               | 8.7               | 9.8               | 9.9               | 10.1              | 9.9               | 10.0              | 9.9               | 10.0              | 14.1  |
| <b>08 Maklumat dan Komunikasi</b><br><i>Information and Communication</i>  | 4.7   | 5.0               | 5.5               | 6.2               | 6.8               | 7.0               | 7.1               | 6.7               | 6.5               | 6.4               | 5.4   |
| <b>09 Rekreasi, Sukan dan Kebudayaan</b><br><i>Recreation, Sport and Culture</i>   | 0.4   | 0.9               | 1.2               | 1.7               | 2.1               | 2.6               | 3.1               | 3.4               | 3.6               | 4.0               | 5.4   |
| <b>10 Perkhidmatan Pendidikan</b><br><i>Education Services</i>   | -   | 0.2               | 0.5               | 0.8               | 1.0               | 1.3               | 1.5               | 1.6               | 1.7               | 1.8               | 2.0   |
| <b>11 Restoran dan Perkhidmatan Penginapan</b><br><i>Restaurants and Accommodation Services</i>  | 13.3  | 13.8              | 15.2              | 16.5              | 17.4              | 18.1              | 18.7              | 18.5              | 18.6              | 18.1              | 16.3  |
| Perbelanjaan makanan di luar rumah<br><i>Expenditure on food away from home</i>  | 11.6  | 11.7              | 12.6              | 13.6              | 14.1              | 14.4              | 14.8              | 14.6              | 14.4              | 14.0              | 11.8  |
| Perbelanjaan minuman di luar rumah<br><i>Expenditure on beverages away from home</i>   | 1.8   | 2.0               | 2.5               | 2.7               | 3.0               | 3.1               | 3.2               | 3.2               | 3.2               | 3.0               | 2.6   |
| Perkhidmatan penginapan & lain-lain<br><i>Accommodation services &amp; others</i>  | -   | 0.1               | 0.1               | 0.2               | 0.3               | 0.5               | 0.7               | 0.8               | 1.0               | 1.1               | 1.9   |
| <b>12 Insurans dan Perkhidmatan Kewangan</b><br><i>Insurance and Financial Services</i>  | 0.6   | 1.2               | 1.9               | 2.4               | 3.4               | 4.1               | 4.8               | 5.8               | 6.4               | 6.4               | 6.9   |
| <b>13 Penjagaan Diri, Perlindungan Sosial dan Pelbagai Barangan dan Perkhidmatan</b><br><i>Personal Care, Social Protection and Miscellaneous Goods and Services</i> | 3.2   | 4.8               | 4.9               | 5.1               | 5.2               | 5.3               | 5.4               | 5.6               | 5.7               | 5.8               | 6.3   |
| <b>Peratusan perbelanjaan penggunaan isi rumah bulanan (01-13)</b><br><i>Percentage of monthly household consumption expenditure (01-13)</i>                         | <b>100.0</b>                                  | <b>100.0</b>      | <b>100.0</b>      | <b>100.0</b>      | <b>100.0</b>      | <b>100.0</b>      | <b>100.0</b>      | <b>100.0</b>      | <b>100.0</b>      | <b>100.0</b>      | <b>100.0</b>                                      |

Jadual 3.17: Peratusan perbelanjaan penggunaan isi rumah bulanan mengikut kelas perbelanjaan isi rumah dan strata, Malaysia, 2024 (samb.)  
 Table 3.17: Percentage of monthly household consumption expenditure by household expenditure class and strata, Malaysia, 2024 (cont'd)

| Kumpulan perbelanjaan<br><i>Expenditure groups</i>   | Luar Bandar / Rural                           |                   |                   |                   |                   |                   |                   |                   |                   |                   | (%)   |
|--|---|-------------------|-------------------|-------------------|-------------------|-------------------|-------------------|-------------------|-------------------|-------------------|---|
|  | RM 999 dan ke bawah<br><i>RM999 and below</i> | RM1,000 - RM1,999 | RM2,000 - RM2,999 | RM3,000 - RM3,999 | RM4,000 - RM4,999 | RM5,000 - RM5,999 | RM6,000 - RM6,999 | RM7,000 - RM7,999 | RM8,000 - RM8,999 | RM9,000 - RM9,999 | RM10,000 dan ke atas<br><i>RM10,000 and above</i> |
|  |   |                   |                   |                   |                   |                   |                   |                   |                   |                   |   |
| <b>01 Makanan dan Minuman</b><br><i>Food and Beverages</i>   | 30.8  | 29.1              | 27.2              | 25.1              | 23.1              | 21.2              | 19.7              | 18.4              | 16.8              | 15.5              | 12.6  |
| Beras<br><i>Rice</i>   | 4.5   | 2.4               | 1.8               | 1.5               | 1.3               | 1.1               | 1.0               | 0.9               | 0.9               | 0.7               | 0.6   |
| Roti & bijirin lain<br><i>Bread &amp; other cereals</i>  | 2.6   | 2.4               | 2.1               | 1.9               | 1.9               | 1.8               | 1.6               | 1.6               | 1.4               | 1.3               | 1.1   |
| Daging<br><i>Meat</i>  | 2.0   | 3.9               | 4.1               | 3.9               | 3.6               | 3.4               | 3.2               | 2.9               | 2.8               | 2.6               | 2.3   |
| Ikan & makanan laut<br><i>Fish &amp; seafood</i>   | 5.8   | 6.1               | 6.0               | 5.8               | 5.6               | 5.2               | 4.8               | 4.7               | 4.2               | 3.6               | 2.9   |
| Susu, keju & telur<br><i>Milk, cheese &amp; eggs</i>   | 2.5   | 2.2               | 1.9               | 1.7               | 1.5               | 1.4               | 1.3               | 1.3               | 1.0               | 1.1               | 0.9   |
| Minyak & lemak<br><i>Oils &amp; fats</i>   | 1.4   | 0.9               | 0.9               | 0.8               | 0.8               | 0.7               | 0.6               | 0.6               | 0.5               | 0.5               | 0.4   |
| Buah-buahan<br><i>Fruits</i>   | 1.6   | 1.7               | 1.6               | 1.6               | 1.4               | 1.3               | 1.3               | 1.2               | 1.2               | 1.0               | 1.0   |
| Sayur-sayuran<br><i>Vegetables</i>   | 4.2   | 3.9               | 3.4               | 2.9               | 2.5               | 2.1               | 1.9               | 1.7               | 1.6               | 1.4               | 1.1   |
| Gula, jem, madu, coklat & manisan<br><i>Sugar, jam, honey, chocolate &amp; confectionery</i>   | 0.7   | 0.6               | 0.7               | 0.7               | 0.6               | 0.6               | 0.6               | 0.5               | 0.5               | 0.5               | 0.4   |
| Keluaran makanan t.t.t.l<br><i>Food products n.e.c</i>   | 2.5   | 2.9               | 3.1               | 3.0               | 2.9               | 2.6               | 2.4               | 2.0               | 1.9               | 2.0               | 1.5   |
| Kopi, teh, koko & minuman bukan alkohol<br><i>Coffee, tea, cocoa &amp; non-alcoholic beverages</i>   | 3.0   | 1.9               | 1.6               | 1.3               | 1.1               | 1.0               | 0.9               | 0.9               | 0.8               | 0.7               | 0.5   |
| <b>02 Minuman Alkohol dan Tembakau</b><br><i>Alcoholic Beverages and Tobacco</i>   | 2.6   | 2.4               | 2.5               | 2.3               | 2.3               | 2.2               | 2.0               | 2.2               | 2.0               | 2.2               | 1.5   |
| <b>03 Pakaian dan Kasut</b><br><i>Clothing and Footwear</i>  | 2.0   | 2.8               | 3.2               | 3.4               | 3.4               | 3.4               | 3.2               | 3.2               | 3.0               | 2.8               | 3.1   |
| <b>04 Perumahan, Air, Elektrik, Gas dan Bahan Api Lain</b><br><i>Housing, Water, Electricity, Gas and Other Fuels</i>  | 39.0  | 31.3              | 24.8              | 21.1              | 18.8              | 17.6              | 16.6              | 16.2              | 15.3              | 15.1              | 13.5  |
| <b>05 Hiasan, Perkakasan dan Penyelenggaraan Isi Rumah</b><br><i>Furnishings, Household Equipment and Routine Household Maintenance</i>                              | 3.6   | 3.9               | 4.2               | 4.1               | 4.3               | 4.4               | 4.6               | 4.7               | 5.0               | 5.1               | 5.1   |
| <b>06 Kesihatan</b><br><i>Health</i>   | 2.8   | 2.2               | 2.2               | 2.4               | 2.6               | 2.8               | 3.2               | 3.2               | 3.3               | 4.4               | 3.7   |
| <b>07 Pengangkutan</b><br><i>Transport</i>   | 3.8   | 6.7               | 9.7               | 11.3              | 11.6              | 11.9              | 13.2              | 13.0              | 13.1              | 13.3              | 20.0  |
| <b>08 Maklumat dan Komunikasi</b><br><i>Information and Communication</i>  | 4.0   | 4.4               | 4.8               | 5.4               | 6.0               | 6.4               | 6.5               | 6.5               | 6.2               | 6.2               | 5.4   |
| <b>09 Rekreasi, Sukan dan Kebudayaan</b><br><i>Recreation, Sport and Culture</i>   | 0.1   | 0.8               | 1.2               | 1.7               | 2.3               | 2.9               | 3.4               | 3.7               | 4.5               | 4.6               | 5.8   |
| <b>10 Perkhidmatan Pendidikan</b><br><i>Education Services</i>   | 0.0   | 0.2               | 0.5               | 0.8               | 1.1               | 1.3               | 1.4               | 1.4               | 1.8               | 1.6               | 1.7   |
| <b>11 Restoran dan Perkhidmatan Penginapan</b><br><i>Restaurants and Accommodation Services</i>  | 6.6   | 10.8              | 12.9              | 14.8              | 15.9              | 16.4              | 16.2              | 16.9              | 17.2              | 16.5              | 13.9  |
| Perbelanjaan makanan di luar rumah<br><i>Expenditure on food away from home</i>  | 5.5   | 9.3               | 10.9              | 12.4              | 13.1              | 13.3              | 13.0              | 13.4              | 13.6              | 12.8              | 10.4  |
| Perbelanjaan minuman di luar rumah<br><i>Expenditure on beverages away from home</i>   | 0.9   | 1.4               | 1.9               | 2.2               | 2.5               | 2.6               | 2.5               | 2.7               | 2.6               | 2.3               | 1.8   |
| Perkhidmatan penginapan & lain-lain<br><i>Accommodation services &amp; others</i>  | 0.1   | 0.1               | 0.1               | 0.2               | 0.3               | 0.5               | 0.7               | 0.9               | 1.0               | 1.4               | 1.6   |
| <b>12 Insurans dan Perkhidmatan Kewangan</b><br><i>Insurance and Financial Services</i>  | 0.4   | 1.1               | 1.8               | 2.2               | 2.8               | 3.5               | 3.7               | 4.5               | 5.1               | 5.9               | 5.2   |
| <b>13 Penjagaan Diri, Perlindungan Sosial dan Pelbagai Barangan dan Perkhidmatan</b><br><i>Personal Care, Social Protection and Miscellaneous Goods and Services</i> | 4.3   | 4.3               | 5.0               | 5.4               | 5.7               | 6.1               | 6.3               | 6.0               | 6.8               | 6.8               | 8.4   |
| <b>Peratusan perbelanjaan penggunaan isi rumah bulanan (01-13)</b><br><i>Percentage of monthly household consumption expenditure (01-13)</i>                         | 100.0   | 100.0             | 100.0             | 100.0             | 100.0             | 100.0             | 100.0             | 100.0             | 100.0             | 100.0             | 100.0   |

**Jadual 3.18: Siri masa perbelanjaan penggunaan isi rumah bulanan purata, Malaysia, 2016-2024**  
**Table 3.18: Time series of mean monthly household consumption expenditure, Malaysia, 2016-2024**

(RM)

| Kumpulan perbelanjaan<br><i>Expenditure groups</i>   | 2016 *       | 2019 *       | 2022*        | 2024         |
|--|--------------|--------------|--------------|--------------|
| <b>01 Makanan dan Minuman</b><br><i>Food and Beverages</i>   | 724          | 780          | 841          | 876          |
| <b>Beras</b><br><i>Rice</i>  | 44           | 42           | 40           | 47           |
| <b>Roti &amp; bijirin lain</b><br><i>Bread &amp; other cereals</i>   | 97           | 105          | 73           | 84           |
| <b>Daging</b><br><i>Meat</i>   | 102          | 106          | 123          | 126          |
| <b>Ikan &amp; makanan laut</b><br><i>Fish &amp; seafood</i>  | 158          | 169          | 198          | 193          |
| <b>Susu, keju &amp; telur</b><br><i>Milk, cheese &amp; eggs</i>  | 43           | 47           | 68           | 61           |
| <b>Minyak &amp; lemak</b><br><i>Oils &amp; fats</i>  | 20           | 23           | 35           | 33           |
| <b>Buah-buahan</b><br><i>Fruits</i>  | 42           | 47           | 56           | 69           |
| <b>Sayur-sayuran</b><br><i>Vegetables</i>  | 83           | 85           | 88           | 89           |
| <b>Gula, jem, madu, coklat &amp; manisan</b><br><i>Sugar, jam, honey, chocolate &amp; confectionery</i>  | 26           | 27           | 27           | 25           |
| <b>Keluaran makanan t.t.t.l</b><br><i>Food products n.e.c</i>  | 65           | 82           | 90           | 107          |
| <b>Kopi, teh, koko &amp; minuman bukan alkohol</b><br><i>Coffee, tea, cocoa &amp; non-alcoholic beverages</i>  | 43           | 48           | 43           | 42           |
| <b>02 Minuman Alkohol dan Tembakau</b><br><i>Alcoholic Beverages and Tobacco</i>   | 98           | 105          | 95           | 92           |
| <b>03 Pakaian dan Kasut</b><br><i>Clothing and Footwear</i>  | 135          | 151          | 140          | 151          |
| <b>04 Perumahan, Air, Elektrik, Gas dan Bahan Api Lain</b><br><i>Housing, Water, Electricity, Gas and Other Fuels</i>  | 969          | 1,068        | 1,193        | 1,307        |
| <b>05 Hiasan, Perkakasan dan Penyelenggaraan</b><br><i>Furnishings, Household Equipment and Routine Household Maintenance</i>  | 169          | 201          | 242          | 259          |
| <b>06 Kesihatan</b><br><i>Health</i>   | 75           | 95           | 140          | 147          |
| <b>07 Pengangkutan</b><br><i>Transport</i>   | 559          | 618          | 584          | 611          |
| <b>08 Maklumat dan Komunikasi</b><br><i>Information and Communication</i>  | 281          | 307          | 337          | 347          |
| <b>09 Rekreasi, Sukan dan Kebudayaan</b><br><i>Recreation, Sport and Culture</i>   | 112          | 139          | 156          | 179          |
| <b>10 Perkhidmatan Pendidikan</b><br><i>Education Services</i>   | 54           | 70           | 68           | 77           |
| <b>11 Restoran dan Perkhidmatan Penginapan</b><br><i>Restaurants and Accommodation Services</i>  | 542          | 634          | 831          | 948          |
| <b>Perbelanjaan makanan di luar rumah</b><br><i>Expenditure on food away from home</i>   | 432          | 510          | 664          | 746          |
| <b>Perbelanjaan minuman di luar rumah</b><br><i>Expenditure on beverages away from home</i>  | 82           | 91           | 126          | 157          |
| <b>Perkhidmatan penginapan &amp; lain-lain</b><br><i>Accommodation services &amp; others</i>   | 28           | 33           | 41           | 45           |
| <b>12 Insurans dan Perkhidmatan Kewangan</b><br><i>Insurance and Financial Services</i>  | 128          | 162          | 208          | 259          |
| <b>13 Penjagaan Diri, Perlindungan Sosial dan Pelbagai Barangan dan Perkhidmatan</b><br><i>Personal Care, Social Protection and Miscellaneous Goods and Services</i> | 235          | 280          | 314          | 313          |
| <b>Perbelanjaan penggunaan isi rumah bulanan purata (01-13)</b><br><i>Mean monthly household consumption expenditure (01-13)</i>                                     | <b>4,080</b> | <b>4,609</b> | <b>5,150</b> | <b>5,566</b> |

Nota / Note:

\* Data 2016, 2019 dan 2022 telah diselaraskan mengikut *Malaysia Classification of Individual Consumption According to Purpose (MCOICOP) 2018*

\*Data for 2016, 2019 and 2022 were aligned according to *Malaysia Classification of Individual Consumption According to Purpose (MCOICOP) 2018*

**Jadual 3.19: Siri masa peratusan perbelanjaan penggunaan isi rumah bulanan purata, Malaysia, 2016-2024**  
**Table 3.19: Time series of percentage of monthly household consumption expenditure, Malaysia, 2016-2024**

| Kumpulan perbelanjaan<br><i>Expenditure groups</i>   | 2016 *       | 2019 *       | 2022*        | 2024         |
|--|--------------|--------------|--------------|--------------|
| <b>01 Makanan dan Minuman</b><br><i>Food and Beverages</i>   | 17.7         | 16.9         | 16.3         | 15.7         |
| <b>Beras</b><br><i>Rice</i>  | 1.1          | 0.9          | 0.8          | 0.8          |
| <b>Roti &amp; bijirin lain</b><br><i>Bread &amp; other cereals</i>   | 2.4          | 2.3          | 1.4          | 1.5          |
| <b>Daging</b><br><i>Meat</i>   | 2.5          | 2.3          | 2.4          | 2.3          |
| <b>ikan &amp; makanan laut</b><br><i>Fish &amp; seafood</i>  | 3.9          | 3.7          | 3.8          | 3.5          |
| <b>Susu, keju &amp; telur</b><br><i>Milk, cheese &amp; eggs</i>  | 1.1          | 1.0          | 1.3          | 1.1          |
| <b>Minyak &amp; lemak</b><br><i>Oils &amp; fats</i>  | 0.5          | 0.5          | 0.7          | 0.6          |
| <b>Buah-buahan</b><br><i>Fruits</i>  | 1.0          | 1.0          | 1.1          | 1.2          |
| <b>Sayur-sayuran</b><br><i>Vegetables</i>  | 2.0          | 1.8          | 1.7          | 1.6          |
| <b>Gula, jem, madu, coklat &amp; manisan</b><br><i>Sugar, jam, honey, chocolate &amp; confectionery</i>  | 0.6          | 0.6          | 0.5          | 0.4          |
| <b>Keluaran makanan t.t.t.l</b><br><i>Food products n.e.c</i>  | 1.6          | 1.8          | 1.8          | 1.9          |
| <b>Kopi, teh, koko &amp; minuman bukan alkohol</b><br><i>Coffee, tea, cocoa &amp; non-alcoholic beverages</i>  | 1.1          | 1.0          | 0.8          | 0.8          |
| <b>02 Minuman Alkohol dan Tembakau</b><br><i>Alcoholic Beverages and Tobacco</i>   | 2.4          | 2.3          | 1.9          | 1.7          |
| <b>03 Pakaian dan Kasut</b><br><i>Clothing and Footwear</i>  | 3.3          | 3.3          | 2.7          | 2.7          |
| <b>04 Perumahan, Air, Elektrik, Gas dan Bahan Api Lain</b><br><i>Housing, Water, Electricity, Gas and Other Fuels</i>  | 23.8         | 23.2         | 23.2         | 23.5         |
| <b>05 Hiasan, Perkakasan dan Penyelenggaraan</b><br><i>Furnishings, Household Equipment and Routine Household Maintenance</i>  | 4.1          | 4.4          | 4.7          | 4.7          |
| <b>06 Kesihatan</b><br><i>Health</i>   | 1.9          | 2.1          | 2.7          | 2.6          |
| <b>07 Pengangkutan</b><br><i>Transport</i>   | 13.7         | 13.4         | 11.4         | 11.0         |
| <b>08 Maklumat dan Komunikasi</b><br><i>Information and Communication</i>  | 6.9          | 6.6          | 6.6          | 6.2          |
| <b>09 Rekreasi, Sukan dan Kebudayaan</b><br><i>Recreation, Sport and Culture</i>   | 2.7          | 3.0          | 3.0          | 3.2          |
| <b>10 Perkhidmatan Pendidikan</b><br><i>Education Services</i>   | 1.3          | 1.5          | 1.3          | 1.4          |
| <b>11 Restoran dan Perkhidmatan Penginapan</b><br><i>Restaurants and Accommodation Services</i>  | 13.3         | 13.7         | 16.1         | 17.0         |
| <b>Perbelanjaan makanan di luar rumah</b><br><i>Expenditure on food away from home</i>   | 10.6         | 11.1         | 12.9         | 13.4         |
| <b>Perbelanjaan minuman di luar rumah</b><br><i>Expenditure on beverages away from home</i>  | 2.0          | 2.0          | 2.4          | 2.8          |
| <b>Perkhidmatan penginapan &amp; lain-lain</b><br><i>Accommodation services &amp; others</i>   | 0.7          | 0.7          | 0.8          | 0.8          |
| <b>12 Insurans dan Perkhidmatan Kewangan</b><br><i>Insurance and Financial Services</i>  | 3.1          | 3.5          | 4.0          | 4.7          |
| <b>13 Penjagaan Diri, Perlindungan Sosial dan Pelbagai Barangan dan Perkhidmatan</b><br><i>Personal Care, Social Protection and Miscellaneous Goods and Services</i> | 5.8          | 6.1          | 6.1          | 5.6          |
| <b>Peratusan perbelanjaan penggunaan isi rumah bulanan (01-13)</b><br><i>Percentage of monthly household consumption expenditure (01-13)</i>                         | <b>100.0</b> | <b>100.0</b> | <b>100.0</b> | <b>100.0</b> |

Nota / Note:

\* Data 2016, 2019 dan 2022 telah diselaraskan mengikut *Classification of Individual Consumption According to Purpose (COICOP) 2018*

\*Data for 2016, 2019 and 2022 were aligned according to *Classification of Individual Consumption According to Purpose (COICOP) 2018*

**PERBELANJAAN  
PENGUNAAN ISI RUMAH  
MENGIKUT KUMPULAN  
PERBELANJAAN TERPERINCI**

*HOUSEHOLD CONSUMPTION  
EXPENDITURE BY DETAILED  
EXPENDITURE GROUPS*

**LAPORAN SURVEI**

**PERBELANJAAN  
ISI RUMAH**

*HOUSEHOLD EXPENDITURE  
SURVEY REPORT*

**2024**

**Muka surat ini sengaja dibiarkan kosong**  
*This page is deliberately left blank*

**Jadual 4.1: Komposisi perbelanjaan penggunaan isi rumah bulanan mengikut subkumpulan perbelanjaan dan strata, Malaysia, 2024**

*Table 4.1: Composition of monthly household consumption expenditure by subgroups of expenditure and strata, Malaysia, 2024*

| Subkumpulan perbelanjaan<br>Subgroups of expenditure   | Jumlah<br>Total |              | Bandar<br>Urban |              | Luar Bandar<br>Rural |              |
|--|-----------------|--------------|-----------------|--------------|----------------------|--------------|
|  | (RM)            | (%)          | (RM)            | (%)          | (RM)                 | (%)          |
| <b>Kumpulan 01 Makanan dan Minuman</b><br><i>Group Food and Beverages</i>  | <b>875.82</b>   | <b>15.74</b> | <b>879.33</b>   | <b>14.41</b> | <b>863.97</b>        | <b>23.04</b> |
| 0111 Bijirin & produk bijirin<br><i>Cereals &amp; cereal products</i>  | 130.70          | 2.35         | 133.60          | 2.19         | 120.88               | 3.22         |
| 0112 Haiwan hidup, daging & bahagian lain bagi haiwan darat yang disembelih<br><i>Live animals, meat &amp; other parts of slaughtered land animals</i>                     | 126.06          | 2.27         | 123.70          | 2.03         | 134.03               | 3.58         |
| 0113 Ikan & makanan laut lain<br><i>Fish &amp; other seafood</i>   | 193.00          | 3.47         | 190.42          | 3.12         | 201.74               | 5.38         |
| 0114 Susu, produk tenusu lain & telur<br><i>Milk, other dairy products &amp; eggs</i>  | 60.51           | 1.09         | 61.17           | 1.00         | 58.28                | 1.55         |
| 0115 Minyak & lemak<br><i>Oils &amp; fats</i>  | 33.22           | 0.60         | 34.59           | 0.57         | 28.62                | 0.76         |
| 0116 Buah-buahan & kacang<br><i>Fruits &amp; nuts</i>  | 68.90           | 1.24         | 73.41           | 1.20         | 53.65                | 1.43         |
| 0117 Sayur-sayuran, ubi, plantain, pisang sayuran & kekacang<br><i>Vegetables, tubers, plantains, cooking bananas &amp; pulses</i>   | 88.64           | 1.59         | 86.22           | 1.41         | 96.83                | 2.58         |
| 0118 Gula, manisan & pencuci mulut<br><i>Sugar, confectionery &amp; desserts</i>   | 25.26           | 0.45         | 25.83           | 0.42         | 23.35                | 0.62         |
| 0119 Makanan sedia dimakan & produk makanan lain<br><i>Ready-made food &amp; other food products</i>   | 106.88          | 1.92         | 108.55          | 1.78         | 101.25               | 2.70         |
| 0121 Jus buah-buahan & sayur-sayuran<br><i>Fruit &amp; vegetable juices</i>  | 1.17            | 0.02         | 1.30            | 0.02         | 0.74                 | 0.02         |
| 0122 Kopi & pengganti kopi<br><i>Coffee &amp; coffee substitutes</i>   | 10.23           | 0.18         | 10.03           | 0.16         | 10.91                | 0.29         |
| 0123 Teh, mate' & produk tumbuhan lain untuk seduhan<br><i>Tea, maté &amp; other plant products for infusion</i>   | 5.80            | 0.10         | 6.00            | 0.10         | 5.11                 | 0.14         |
| 0124 Minuman koko<br><i>Cocoa drinks</i>   | 9.15            | 0.17         | 9.00            | 0.15         | 9.65                 | 0.26         |
| 0125 Air<br><i>Water</i>   | 3.24            | 0.06         | 2.66            | 0.04         | 5.20                 | 0.14         |
| 0126 Minuman ringan<br><i>Soft drinks</i>  | 5.39            | 0.10         | 5.19            | 0.09         | 6.05                 | 0.16         |
| 0129 Minuman tidak beralkohol lain<br><i>Other non-alkoholic beverages</i>   | 7.44            | 0.13         | 7.38            | 0.12         | 7.62                 | 0.21         |
| 0130 Perkhidmatan pemprosesan barangan primer untuk makanan & minuman bukan alkohol<br><i>Services for processing primary goods for food &amp; non-alkoholic beverages</i> | 0.23            | 0.00         | 0.28            | 0.01         | 0.06                 | 0.00         |

**Jadual 4.1: Komposisi perbelanjaan penggunaan isi rumah bulanan mengikut subkumpulan perbelanjaan dan strata, Malaysia, 2024 (samb.)**

*Table 4.1: Composition of monthly household consumption expenditure by subgroups of expenditure and strata, Malaysia, 2024 (cont'd)*

| Subkumpulan perbelanjaan<br>Subgroups of expenditure   | Jumlah<br>Total |              | Bandar<br>Urban |              | Luar Bandar<br>Rural |              |
|--|-----------------|--------------|-----------------|--------------|----------------------|--------------|
|  | (RM)            | (%)          | (RM)            | (%)          | (RM)                 | (%)          |
| <b>Kumpulan 02 Minuman Alkohol dan Tembakau</b><br><i>Group Alcoholic Beverages and Tobacco</i>                                      | <b>91.87</b>    | <b>1.65</b>  | <b>94.29</b>    | <b>1.54</b>  | <b>83.71</b>         | <b>2.23</b>  |
| 0211 Arak & minuman keras<br><i>Spirits &amp; liquors</i>  | 5.39            | 0.10         | 6.57            | 0.11         | 1.43                 | 0.04         |
| 0212 Wain<br><i>Wine</i>   | 6.21            | 0.11         | 7.43            | 0.12         | 2.07                 | 0.06         |
| 0213 Bir<br><i>Beer</i>  | 25.57           | 0.46         | 28.32           | 0.46         | 16.32                | 0.43         |
| 0219 Minuman beralkohol lain<br><i>Other alcoholic beverages</i>   | 0.25            | 0.00         | 0.26            | 0.00         | 0.20                 | 0.01         |
| 0220 Perkhidmatan penghasilan alkohol<br><i>Alcohol production services</i>  | 0.01            | 0.00         | 0.01            | 0.00         | 0.01                 | 0.00         |
| 0230 Tembakau<br><i>Tobacco</i>  | 54.38           | 0.98         | 51.66           | 0.85         | 63.57                | 1.69         |
| 0240 Lain-lain<br><i>Others</i>  | 0.06            | 0.00         | 0.04            | 0.00         | 0.11                 | 0.00         |
| <b>Kumpulan 03 Pakaian dan Kasut</b><br><i>Group Clothing and Footwear</i>   | <b>150.91</b>   | <b>2.71</b>  | <b>159.67</b>   | <b>2.62</b>  | <b>121.32</b>        | <b>3.24</b>  |
| 0311 Material pakaian<br><i>Clothing materials</i>   | 0.96            | 0.02         | 1.02            | 0.02         | 0.73                 | 0.02         |
| 0312 Pakaian<br><i>Garments</i>  | 103.77          | 1.86         | 108.31          | 1.77         | 88.42                | 2.36         |
| 0313 Lain-lain jenis pakaian & aksesori pakaian<br><i>Other articles of clothing &amp; clothing accessories</i>                      | 8.40            | 0.15         | 8.51            | 0.14         | 8.03                 | 0.21         |
| 0314 Pencucian, pembaikan, menjahit & sewa pakaian<br><i>Cleaning, repair, tailoring &amp; hire of clothing</i>                      | 8.48            | 0.15         | 10.15           | 0.17         | 2.86                 | 0.08         |
| 0321 Kasut & lain-lain jenis alas kaki<br><i>Shoes &amp; other footwear</i>  | 28.87           | 0.52         | 31.21           | 0.51         | 20.97                | 0.56         |
| 0322 Pencucian, pembaikan & sewa kasut<br><i>Cleaning, repair &amp; hire of footwear</i>   | 0.43            | 0.01         | 0.47            | 0.01         | 0.31                 | 0.01         |
| <b>Kumpulan 04 Perumahan, Air, Elektrik, Gas dan Bahan Api Lain</b><br><i>Group Housing, Water, Electricity, Gas and Other Fuels</i> | <b>1,307.06</b> | <b>23.48</b> | <b>1,468.88</b> | <b>24.07</b> | <b>760.20</b>        | <b>20.27</b> |
| 0411 Sewa sebenar yang dibayar oleh penyewa untuk kediaman utama<br><i>Actual rentals paid by tenants for main residence</i>         | 219.96          | 3.95         | 269.47          | 4.42         | 52.63                | 1.40         |
| 0412 Lain-lain sewa sebenar<br><i>Other actual rentals</i>   | 0.65            | 0.01         | 0.29            | 0.01         | 1.88                 | 0.05         |

**Jadual 4.1: Komposisi perbelanjaan penggunaan isi rumah bulanan mengikut subkumpulan perbelanjaan dan strata, Malaysia, 2024 (samb.)**

*Table 4.1: Composition of monthly household consumption expenditure by subgroups of expenditure and strata, Malaysia, 2024 (cont'd)*

| Subkumpulan perbelanjaan<br>Subgroups of expenditure   | Jumlah<br>Total |             | Bandar<br>Urban |             | Luar Bandar<br>Rural |             |
|--|-----------------|-------------|-----------------|-------------|----------------------|-------------|
|  | (RM)            | (%)         | (RM)            | (%)         | (RM)                 | (%)         |
| <b>0421 Sewa dinilai untuk kediaman utama</b><br><i>Imputed rentals of owner-occupiers for main residence</i>  | 771.48          | 13.86       | 852.34          | 13.97       | 498.21               | 13.28       |
| <b>0422 Lain-lain sewa dinilai</b><br><i>Other imputed rentals</i>   | 3.34            | 0.06        | 3.92            | 0.06        | 1.37                 | 0.04        |
| <b>0431 Kelengkapan keselamatan &amp; bahan-bahan untuk pembaikan &amp; penyelenggaraan rumah kediaman</b><br><i>Security equipment &amp; materials for the maintenance &amp; repair of the dwelling</i> | 15.04           | 0.27        | 14.89           | 0.24        | 15.54                | 0.41        |
| <b>0432 Bayaran perkhidmatan penyelenggaraan, pembaikan &amp; keselamatan rumah kediaman</b><br><i>Services for the maintenance, repair &amp; security of the dwelling</i>                               | 47.93           | 0.86        | 57.09           | 0.94        | 16.98                | 0.45        |
| <b>0441 Bekalan air</b><br><i>Water supply</i>   | 46.25           | 0.83        | 48.39           | 0.79        | 39.03                | 1.04        |
| <b>0442 Kutipan sampah</b><br><i>Refuse collection</i>   | 1.96            | 0.04        | 2.35            | 0.04        | 0.66                 | 0.02        |
| <b>0443 Pembentungan</b><br><i>Sewage collection</i>   | 5.22            | 0.09        | 6.26            | 0.10        | 1.71                 | 0.05        |
| <b>0444 Perkhidmatan lain berkaitan rumah kediaman</b><br><i>Other services relating to the dwelling</i>   | 21.28           | 0.38        | 27.41           | 0.45        | 0.55                 | 0.01        |
| <b>0451 Bekalan elektrik</b><br><i>Electricity</i>   | 155.96          | 2.80        | 169.61          | 2.78        | 109.82               | 2.93        |
| <b>0452 Gas</b><br><i>Gas</i>  | 17.07           | 0.31        | 15.92           | 0.26        | 20.95                | 0.56        |
| <b>0453 Bahan api cecair</b><br><i>Liquid fuels</i>  | 0.52            | 0.01        | 0.62            | 0.01        | 0.18                 | 0.01        |
| <b>0454 Bahan api pepejal</b><br><i>Solid fuels</i>  | 0.33            | 0.01        | 0.23            | 0.00        | 0.69                 | 0.02        |
| <b>0455 Lain lain bahan tenaga untuk pemanasan &amp; penyejukan</b><br><i>Other energy for heating &amp; cooling</i>   | 0.07            | 0.00        | 0.09            | 0.00        | 0.00                 | 0.00        |
| <b>Kumpulan 05 Hiasan, Perkakasan dan Penyelenggaraan Isi Rumah</b><br><i>Group Furnishings, Household Equipment and Routine Household Maintenance</i>   | <b>259.35</b>   | <b>4.66</b> | <b>287.97</b>   | <b>4.72</b> | <b>162.64</b>        | <b>4.34</b> |
| <b>0511 Perabot, kelengkapan &amp; permaidani</b><br><i>Furniture, furnishings &amp; loose carpets</i>   | 81.87           | 1.47        | 93.38           | 1.53        | 42.98                | 1.15        |
| <b>0512 Pembaikan, pemasangan &amp; sewa perabot, kelengkapan &amp; permaidani</b><br><i>Repair, installation &amp; hire of furniture, furnishings &amp; loose carpets</i>                               | 1.81            | 0.03        | 1.94            | 0.03        | 1.35                 | 0.04        |
| <b>0521 Tekstil isi rumah</b><br><i>Household textiles</i>   | 12.15           | 0.22        | 13.18           | 0.22        | 8.67                 | 0.23        |

**Jadual 4.1: Komposisi perbelanjaan penggunaan isi rumah bulanan mengikut subkumpulan perbelanjaan dan strata, Malaysia, 2024 (samb.)**

*Table 4.1: Composition of monthly household consumption expenditure by subgroups of expenditure and strata, Malaysia, 2024 (cont'd)*

| Subkumpulan perbelanjaan<br>Subgroups of expenditure   | Jumlah<br>Total |             | Bandar<br>Urban |             | Luar Bandar<br>Rural |             |
|--|-----------------|-------------|-----------------|-------------|----------------------|-------------|
|  | (RM)            | (%)         | (RM)            | (%)         | (RM)                 | (%)         |
| <b>0522</b> <b>Pembaikan, sewa &amp; khidmat jahitan tekstil isi rumah</b><br><i>Repair, hire &amp; sewing services of household textiles</i>                                      | 0.54            | 0.01        | 0.67            | 0.01        | 0.11                 | 0.00        |
| <b>0531</b> <b>Perkakasan utama isi rumah sama ada elektrik atau bukan elektrik</b><br><i>Major household appliances, whether electric or not</i>                                  | 42.66           | 0.77        | 49.41           | 0.81        | 19.84                | 0.53        |
| <b>0532</b> <b>Kelengkapan elektrik kecil isi rumah</b><br><i>Small household appliances</i>   | 10.85           | 0.19        | 12.22           | 0.20        | 6.23                 | 0.17        |
| <b>0533</b> <b>Pembaikan, pemasangan &amp; sewa perkakas isi rumah</b><br><i>Repair, installation &amp; hire of household appliances</i>   | 10.41           | 0.19        | 10.98           | 0.18        | 8.48                 | 0.23        |
| <b>0540</b> <b>Barang kaca, pinggan mangkuk &amp; peralatan dapur isi rumah</b><br><i>Glassware, tableware &amp; household utensils</i>  | 6.57            | 0.12        | 6.90            | 0.11        | 5.48                 | 0.14        |
| <b>0551</b> <b>Alat-alat &amp; peralatan bermotor</b><br><i>Motorized tools &amp; equipment</i>  | 1.87            | 0.03        | 1.54            | 0.03        | 2.97                 | 0.08        |
| <b>0552</b> <b>Alat-alat tidak bermotor &amp; pelbagai aksesori</b><br><i>Non-motorized tools &amp; miscellaneous accessories</i>  | 2.11            | 0.04        | 1.98            | 0.03        | 2.54                 | 0.07        |
| <b>0553</b> <b>Pembaikan &amp; sewa alat-alat &amp; peralatan bermotor &amp; tidak bermotor</b><br><i>Repair &amp; hire of motorized &amp; non-motorized tools &amp; equipment</i> | 0.18            | 0.00        | 0.18            | 0.01        | 0.18                 | 0.00        |
| <b>0561</b> <b>Barang-barang isi rumah tidak tahan lama</b><br><i>Non-durable household goods</i>  | 54.61           | 0.98        | 55.72           | 0.91        | 50.87                | 1.36        |
| <b>0562</b> <b>Perkhidmatan domestik &amp; perkhidmatan urusan rumah tangga</b><br><i>Domestic services &amp; household services</i>   | 33.72           | 0.61        | 39.87           | 0.65        | 12.94                | 0.34        |
| <b>Kumpulan 06 Kesihatan</b><br><i>Group Health</i>  | <b>146.68</b>   | <b>2.64</b> | <b>160.33</b>   | <b>2.63</b> | <b>100.54</b>        | <b>2.68</b> |
| <b>0611</b> <b>Ubat-ubatan</b><br><i>Medicines</i>   | 66.36           | 1.19        | 70.54           | 1.16        | 52.23                | 1.39        |
| <b>0612</b> <b>Produk perubatan</b><br><i>Medical products</i>   | 15.12           | 0.27        | 16.53           | 0.27        | 10.36                | 0.28        |
| <b>0613</b> <b>Produk bantu</b><br><i>Assistive products</i>   | 18.27           | 0.33        | 20.48           | 0.34        | 10.79                | 0.29        |
| <b>0614</b> <b>Membaiki, menyewa &amp; menyelenggara produk perubatan &amp; bantuan</b><br><i>Repair, rental &amp; maintenance of medical &amp; assistive products</i>             | 0.23            | 0.01        | 0.25            | 0.00        | 0.15                 | 0.01        |
| <b>0621</b> <b>Perkhidmatan penjagaan pencegahan</b><br><i>Preventive care services</i>  | 1.53            | 0.03        | 1.83            | 0.03        | 0.53                 | 0.02        |
| <b>0622</b> <b>Perkhidmatan pergigian pesakit luar</b><br><i>Outpatient dental services</i>  | 19.01           | 0.34        | 21.82           | 0.36        | 9.52                 | 0.25        |

**Jadual 4.1: Komposisi perbelanjaan penggunaan isi rumah bulanan mengikut subkumpulan perbelanjaan dan strata, Malaysia, 2024 (samb.)**

*Table 4.1: Composition of monthly household consumption expenditure by subgroups of expenditure and strata, Malaysia, 2024 (cont'd)*

| Subkumpulan perbelanjaan<br>Subgroups of expenditure   | Jumlah<br>Total |              | Bandar<br>Urban |              | Luar Bandar<br>Rural |              |
|--|-----------------|--------------|-----------------|--------------|----------------------|--------------|
|  | (RM)            | (%)          | (RM)            | (%)          | (RM)                 | (%)          |
| <b>0623</b> Perkhidmatan rawatan pesakit luar yang lain (tidak termasuk perkhidmatan pergigian)<br><i>Other outpatient care services (excluding preventive &amp; dental)</i> | 18.79           | 0.34         | 20.21           | 0.33         | 14.01                | 0.37         |
| <b>0631</b> Perkhidmatan kuratif & pemulihan pesakit dalam<br><i>Inpatient curative &amp; rehabilitative services</i>  | 6.00            | 0.11         | 7.11            | 0.12         | 2.25                 | 0.06         |
| <b>0632</b> Perkhidmatan rawatan jangka panjang pesakit dalam<br><i>Inpatient long term care services</i>  | 0.61            | 0.01         | 0.76            | 0.01         | 0.12                 | 0.00         |
| <b>0641</b> Perkhidmatan pengimejan diagnostik & perkhidmatan makmal perubatan<br><i>Diagnostic imaging services &amp; medical laboratory services</i>                       | 0.69            | 0.01         | 0.75            | 0.01         | 0.48                 | 0.01         |
| <b>0642</b> Perkhidmatan pengangkutan kecemasan pesakit & penyelamatan kecemasan<br><i>Patient emergency transportation services &amp; emergency rescue</i>                  | 0.04            | 0.00         | 0.02            | 0.00         | 0.10                 | 0.00         |
| <b>0643</b> Perkhidmatan yang tidak dikelaskan di tempat lain<br><i>Services not classified elsewhere</i>  | 0.03            | 0.00         | 0.03            | 0.00         | 0.00                 | 0.00         |
| <b>Kumpulan 07</b> Pengangkutan<br><i>Group Transport</i>  | <b>611.42</b>   | <b>10.98</b> | <b>663.49</b>   | <b>10.87</b> | <b>435.44</b>        | <b>11.61</b> |
| <b>0711</b> Motokar<br><i>Motor cars</i>   | 46.15           | 0.83         | 53.93           | 0.88         | 19.87                | 0.53         |
| <b>0712</b> Motosikal<br><i>Motorcycles</i>  | 7.01            | 0.13         | 7.88            | 0.13         | 4.07                 | 0.11         |
| <b>0713</b> Basikal<br><i>Bicycles</i>   | 1.94            | 0.04         | 2.11            | 0.04         | 1.36                 | 0.04         |
| <b>0721</b> Alat ganti & aksesori untuk kelengkapan pengangkutan persendirian<br><i>Parts &amp; accessories for personal transport equipment</i>                             | 21.59           | 0.39         | 22.80           | 0.37         | 17.51                | 0.47         |
| <b>0722</b> Bahan api & pelincir untuk kelengkapan pengangkutan persendirian<br><i>Fuels &amp; lubricants for personal transport equipment</i>                               | 327.88          | 5.89         | 347.09          | 5.69         | 262.96               | 7.01         |
| <b>0723</b> Penyelenggaraan & pembaikan kelengkapan kenderaan persendirian<br><i>Maintenance &amp; repair of personal transport equipment</i>                                | 103.31          | 1.86         | 107.95          | 1.77         | 87.60                | 2.33         |
| <b>0724</b> Perkhidmatan lain berkenaan kelengkapan pengangkutan persendirian<br><i>Other services in respect of personal transport equipment</i>                            | 36.70           | 0.66         | 44.08           | 0.72         | 11.78                | 0.31         |

**Jadual 4.1: Komposisi perbelanjaan penggunaan isi rumah bulanan mengikut subkumpulan perbelanjaan dan strata, Malaysia, 2024 (samb.)**

*Table 4.1: Composition of monthly household consumption expenditure by subgroups of expenditure and strata, Malaysia, 2024 (cont'd)*

| Subkumpulan perbelanjaan<br>Subgroups of expenditure  | Jumlah<br>Total |             | Bandar<br>Urban |             | Luar Bandar<br>Rural |             |
|---|-----------------|-------------|-----------------|-------------|----------------------|-------------|
|   | (RM)            | (%)         | (RM)            | (%)         | (RM)                 | (%)         |
| <b>0731</b> Pengangkutan penumpang menggunakan laluan rel<br><i>Passenger transport by railway</i>  | 1.78            | 0.03        | 2.21            | 0.04        | 0.34                 | 0.01        |
| <b>0732</b> Pengangkutan penumpang menggunakan jalan raya<br><i>Passenger transport by road</i>   | 23.64           | 0.42        | 25.88           | 0.42        | 16.07                | 0.43        |
| <b>0733</b> Pengangkutan penumpang melalui udara<br><i>Passenger transport by air</i>   | 27.48           | 0.49        | 33.61           | 0.55        | 6.74                 | 0.18        |
| <b>0734</b> Pengangkutan penumpang melalui laut & air daratan<br><i>Passenger transport by sea &amp; inland waterway</i>  | 0.76            | 0.01        | 0.56            | 0.01        | 1.46                 | 0.04        |
| <b>0735</b> Pengangkutan penumpang gabungan<br><i>Combined passenger transport</i>  | 1.14            | 0.02        | 1.46            | 0.02        | 0.07                 | 0.00        |
| <b>0736</b> Bayaran perkhidmatan pengangkutan lain<br><i>Other purchased transport services</i>   | 0.47            | 0.01        | 0.56            | 0.01        | 0.14                 | 0.00        |
| <b>0741</b> Perkhidmatan pos & kurier<br><i>Postal &amp; courier services</i>   | 6.91            | 0.12        | 7.64            | 0.13        | 4.44                 | 0.12        |
| <b>0749</b> Pengangkutan barang-barang lain<br><i>Other transport of goods</i>  | 4.66            | 0.08        | 5.73            | 0.09        | 1.03                 | 0.03        |
| <b>Kumpulan 08</b> Maklumat dan Komunikasi<br><i>Group Information and Communication</i>  | <b>347.25</b>   | <b>6.24</b> | <b>387.15</b>   | <b>6.34</b> | <b>212.42</b>        | <b>5.66</b> |
| <b>0811</b> Peralatan telefon tetap<br><i>Fixed telephone equipment</i>   | 0.16            | 0.00        | 0.19            | 0.00        | 0.05                 | 0.00        |
| <b>0812</b> Peralatan telefon bimbit<br><i>Mobile telephone equipment</i>   | 25.89           | 0.47        | 29.65           | 0.49        | 13.17                | 0.35        |
| <b>0813</b> Peralatan pemprosesan maklumat<br><i>Information processing equipment</i>   | 22.17           | 0.40        | 25.77           | 0.42        | 10.03                | 0.27        |
| <b>0814</b> Peralatan untuk penerimaan, rakaman & penghasilan suara & penglihatan<br><i>Equipment for the reception, recording &amp; reproduction of sound &amp; vision</i> | 11.38           | 0.20        | 13.07           | 0.21        | 5.70                 | 0.15        |
| <b>0815</b> Media rakaman tidak direkod<br><i>Unrecorded recording media</i>  | 0.38            | 0.01        | 0.41            | 0.01        | 0.28                 | 0.01        |
| <b>0819</b> Peralatan & aksesori maklumat & komunikasi lain<br><i>Other information &amp; communication equipment &amp; accessories</i>                                     | 11.70           | 0.21        | 13.59           | 0.22        | 5.28                 | 0.14        |
| <b>0820</b> Perisian (tidak termasuk perisian permainan)<br><i>Software (excluding games)</i>   | 0.11            | 0.00        | 0.13            | 0.00        | 0.03                 | 0.00        |
| <b>0831</b> Perkhidmatan komunikasi tetap<br><i>Fixed communication services</i>  | 3.58            | 0.06        | 4.19            | 0.07        | 1.53                 | 0.04        |
| <b>0832</b> Perkhidmatan komunikasi mudah alih<br><i>Mobile communication services</i>  | 138.69          | 2.49        | 147.43          | 2.42        | 109.14               | 2.91        |

**Jadual 4.1: Komposisi perbelanjaan penggunaan isi rumah bulanan mengikut subkumpulan perbelanjaan dan strata, Malaysia, 2024 (samb.)**

*Table 4.1: Composition of monthly household consumption expenditure by subgroups of expenditure and strata, Malaysia, 2024 (cont'd)*

| Subkumpulan perbelanjaan<br>Subgroups of expenditure  | Jumlah<br>Total |             | Bandar<br>Urban |             | Luar Bandar<br>Rural |             |
|---|-----------------|-------------|-----------------|-------------|----------------------|-------------|
|   | (RM)            | (%)         | (RM)            | (%)         | (RM)                 | (%)         |
| <b>0833</b> Perkhidmatan penyediaan akses internet & net storage services<br><i>Internet access provision services &amp; net storage services</i>   | 44.90           | 0.81        | 51.91           | 0.85        | 21.21                | 0.57        |
| <b>0834</b> Perkhidmatan telekomunikasi gabungan<br><i>Bundled telecommunication services</i>   | 42.56           | 0.77        | 50.36           | 0.82        | 16.23                | 0.43        |
| <b>0835</b> Pembaikan & sewaan peralatan maklumat & komunikasi<br><i>Repair &amp; rental of information &amp; communication equipment</i>   | 1.57            | 0.03        | 1.68            | 0.03        | 1.19                 | 0.03        |
| <b>0839</b> Perkhidmatan maklumat & komunikasi lain<br><i>Other information &amp; communication services</i>  | 44.16           | 0.79        | 48.77           | 0.80        | 28.58                | 0.76        |
| <b>Kumpulan 09</b> <b>Rekreasi, Sukan dan Kebudayaan</b><br><i>Group Recreation, Sport and Culture</i>  | <b>178.76</b>   | <b>3.21</b> | <b>205.03</b>   | <b>3.36</b> | <b>90.01</b>         | <b>2.40</b> |
| <b>0911</b> Peralatan fotografi & kelengkapan sinematografi & alatan optik<br><i>Photographic &amp; cinematographic equipment &amp; optical instruments</i>                                       | 2.34            | 0.05        | 2.80            | 0.05        | 0.80                 | 0.02        |
| <b>0912</b> Barang-barang tahan lama utama untuk rekreasi<br><i>Major durables for recreation</i>   | 2.46            | 0.05        | 2.90            | 0.05        | 0.99                 | 0.03        |
| <b>0921</b> Permainan, mainan & hobi<br><i>Games, toys &amp; hobbies</i>  | 13.61           | 0.24        | 15.34           | 0.25        | 7.77                 | 0.21        |
| <b>0922</b> Kelengkapan untuk bersukan, perkhemahan & rekreasi terbuka<br><i>Equipment for sport, camping &amp; open-air recreation</i>   | 4.67            | 0.08        | 5.18            | 0.08        | 2.95                 | 0.08        |
| <b>0931</b> Produk kebun, tanaman & bunga<br><i>Garden products, plants &amp; flowers</i>   | 7.88            | 0.14        | 7.92            | 0.13        | 7.76                 | 0.21        |
| <b>0932</b> Binatang peliharaan & produk untuk binatang peliharaan<br><i>Pets &amp; products for pets</i>   | 19.08           | 0.34        | 20.66           | 0.34        | 13.72                | 0.37        |
| <b>0941</b> Sewa & pembaikan peralatan fotografi & kelengkapan sinematografi & alatan optik<br><i>Hire &amp; repair of photographic &amp; cinematographic equipment &amp; optical instruments</i> | 0.35            | 0.01        | 0.43            | 0.01        | 0.10                 | 0.00        |
| <b>0942</b> Sewa, penyelenggaraan & pembaikan barang-barang tahan lama utama untuk rekreasi<br><i>Hire, maintenance &amp; repair of major durables for recreation</i>                             | 0.22            | 0.00        | 0.25            | 0.00        | 0.10                 | 0.00        |
| <b>0943</b> Sewa & pembaikan permainan, mainan & hobi<br><i>Hire &amp; repair of games, toys &amp; hobbies</i>  | 0.36            | 0.01        | 0.41            | 0.01        | 0.18                 | 0.01        |

**Jadual 4.1: Komposisi perbelanjaan penggunaan isi rumah bulanan mengikut subkumpulan perbelanjaan dan strata, Malaysia, 2024 (samb.)**

*Table 4.1: Composition of monthly household consumption expenditure by subgroups of expenditure and strata, Malaysia, 2024 (cont'd)*

| Subkumpulan perbelanjaan<br>Subgroups of expenditure  | Jumlah<br>Total |             | Bandar<br>Urban |             | Luar Bandar<br>Rural |             |
|---|-----------------|-------------|-----------------|-------------|----------------------|-------------|
|   | (RM)            | (%)         | (RM)            | (%)         | (RM)                 | (%)         |
| <b>0944 Sewa &amp; pembaikan kelengkapan untuk bersukan, perkhemahan &amp; rekreasi terbuka</b><br><i>Hire &amp; repair of equipment for sport, camping &amp; open air-recreation</i> | 0.43            | 0.01        | 0.50            | 0.01        | 0.18                 | 0.01        |
| <b>0945 Veterinar &amp; lain-lain perkhidmatan untuk binatang peliharaan</b><br><i>Veterinary &amp; other services for pets</i>   | 3.15            | 0.06        | 3.63            | 0.06        | 1.52                 | 0.04        |
| <b>0946 Perkhidmatan rekreasi &amp; sukan</b><br><i>Recreational &amp; sporting services</i>  | 34.84           | 0.63        | 42.23           | 0.69        | 9.90                 | 0.26        |
| <b>0947 Permainan nasib</b><br><i>Games of chance</i>   | 15.69           | 0.28        | 17.99           | 0.29        | 7.91                 | 0.21        |
| <b>0951 Alat muzik</b><br><i>Musical instruments</i>  | 1.30            | 0.02        | 1.59            | 0.03        | 0.35                 | 0.01        |
| <b>0952 Media pandang dengar</b><br><i>Audio-visual media</i>   | 0.01            | 0.00        | 0.01            | 0.00        | 0.01                 | 0.00        |
| <b>0961 Perkhidmatan yang disediakan oleh panggung wayang, teater &amp; tempat konsert</b><br><i>Services provided by cinemas, theatres &amp; concert venues</i>                      | 22.88           | 0.41        | 27.22           | 0.45        | 8.22                 | 0.22        |
| <b>0962 Perkhidmatan yang disediakan oleh muzium, perpustakaan &amp; tapak kebudayaan</b><br><i>Services provided by museums, libraries &amp; cultural sites</i>                      | 7.74            | 0.14        | 9.21            | 0.15        | 2.74                 | 0.07        |
| <b>0963 Perkhidmatan fotografi</b><br><i>Photographic services</i>  | 0.69            | 0.01        | 0.76            | 0.01        | 0.44                 | 0.01        |
| <b>0969 Lain-lain perkhidmatan kebudayaan</b><br><i>Other cultural services</i>   | 0.20            | 0.00        | 0.25            | 0.00        | 0.01                 | 0.00        |
| <b>0971 Buku</b><br><i>Books</i>  | 1.32            | 0.02        | 1.34            | 0.02        | 1.27                 | 0.03        |
| <b>0972 Surat khabar &amp; bacaan berkala</b><br><i>Newspapers &amp; periodicals</i>  | 1.14            | 0.02        | 1.24            | 0.02        | 0.81                 | 0.02        |
| <b>0973 Pelbagai perkara bercetak</b><br><i>Miscellaneous printed matter</i>  | 0.22            | 0.00        | 0.23            | 0.00        | 0.17                 | 0.00        |
| <b>0974 Alat tulis &amp; bahan lukisan</b><br><i>Stationery &amp; drawing materials</i>   | 11.13           | 0.20        | 11.35           | 0.19        | 10.40                | 0.28        |
| <b>0980 Pakej percutian</b><br><i>Package holidays</i>  | 27.05           | 0.49        | 31.59           | 0.52        | 11.71                | 0.31        |
| <b>Kumpulan 10 Perkhidmatan Pendidikan</b><br><i>Group Education Services</i>   | <b>76.87</b>    | <b>1.38</b> | <b>88.36</b>    | <b>1.44</b> | <b>38.04</b>         | <b>1.01</b> |
| <b>1010 Pendidikan peringkat pra sekolah &amp; sekolah rendah</b><br><i>Pre-primary &amp; primary school education</i>  | 39.39           | 0.71        | 45.22           | 0.74        | 19.68                | 0.52        |
| <b>1020 Pendidikan peringkat menengah</b><br><i>Secondary education</i>   | 8.71            | 0.16        | 9.66            | 0.16        | 5.48                 | 0.15        |

**Jadual 4.1: Komposisi perbelanjaan penggunaan isi rumah bulanan mengikut subkumpulan perbelanjaan dan strata, Malaysia, 2024 (samb.)**

*Table 4.1: Composition of monthly household consumption expenditure by subgroups of expenditure and strata, Malaysia, 2024 (cont'd)*

| Subkumpulan perbelanjaan<br>Subgroups of expenditure  | Jumlah<br>Total |              | Bandar<br>Urban |              | Luar Bandar<br>Rural |              |
|---|-----------------|--------------|-----------------|--------------|----------------------|--------------|
|   | (RM)            | (%)          | (RM)            | (%)          | (RM)                 | (%)          |
| <b>1030 Pendidikan peringkat lepasan menengah bukan tertiar</b><br><i>Post-secondary non-tertiary education</i>   | 6.81            | 0.12         | 8.18            | 0.13         | 2.21                 | 0.06         |
| <b>1040 Pendidikan peringkat diploma &amp; ke atas</b><br><i>Diploma level education &amp; above</i>  | 5.24            | 0.09         | 6.22            | 0.10         | 1.94                 | 0.05         |
| <b>1050 Pendidikan yang tidak dikelaskan mengikut peringkat</b><br><i>Education not definable by level</i>  | 16.72           | 0.30         | 19.08           | 0.31         | 8.73                 | 0.23         |
| <b>Kumpulan 11 Restoran dan Perkhidmatan Penginapan</b><br><i>Group Restaurants and Accommodation Services</i>  | <b>948.10</b>   | <b>17.03</b> | <b>1,063.29</b> | <b>17.42</b> | <b>558.85</b>        | <b>14.90</b> |
| <b>1110 Restoran, kafe, kantin, kafeteria, dewan makan &amp; seumpamanya</b><br><i>Restaurants, cafés, canteens, cafeterias, refectories &amp; the like</i> | 895.37          | 16.09        | 1,001.22        | 16.40        | 537.69               | 14.34        |
| <b>1113 Pembelian makanan dari lain-lain medium</b><br><i>Food purchase from other medium</i>   | 12.93           | 0.23         | 14.78           | 0.24         | 6.69                 | 0.18         |
| <b>1120 Perkhidmatan penginapan</b><br><i>Accommodation services</i>  | 39.80           | 0.71         | 47.29           | 0.78         | 14.47                | 0.38         |
| <b>Kumpulan 12 Insurans dan Perkhidmatan Kewangan</b><br><i>Group Insurance and Financial Services</i>  | <b>259.11</b>   | <b>4.66</b>  | <b>303.80</b>   | <b>4.98</b>  | <b>108.06</b>        | <b>2.88</b>  |
| <b>1211 Insurans nyawa &amp; kemalangan</b><br><i>Life &amp; accident insurance</i>   | 52.98           | 0.95         | 63.91           | 1.05         | 16.01                | 0.43         |
| <b>1212 Insurans berkaitan dengan kesihatan</b><br><i>Insurance connected with health</i>   | 92.46           | 1.66         | 114.41          | 1.88         | 18.28                | 0.49         |
| <b>1213 Insurans berkaitan dengan kediaman</b><br><i>Insurance connected with the dwelling</i>  | 0.79            | 0.02         | 0.99            | 0.02         | 0.11                 | 0.00         |
| <b>1214 Insurans berkaitan dengan pengangkutan</b><br><i>Insurance connected with transport</i>   | 81.22           | 1.46         | 85.54           | 1.40         | 66.61                | 1.78         |
| <b>1219 Insurans lain</b><br><i>Other insurance</i>   | 3.45            | 0.06         | 4.01            | 0.07         | 1.55                 | 0.04         |
| <b>1221 Perkhidmatan perantaraan kewangan diukur secara tidak langsung</b><br><i>Financial intermediation services indirectly measured</i>                  | 23.29           | 0.42         | 29.56           | 0.48         | 2.10                 | 0.05         |
| <b>1222 Caj eksplisit oleh syarikat pengambilan deposit</b><br><i>Explicit charges by deposit-taking corporations</i>                                       | 1.71            | 0.03         | 2.06            | 0.03         | 0.54                 | 0.01         |
| <b>1229 Perkhidmatan kewangan lain</b><br><i>Other financial services</i>   | 3.21            | 0.06         | 3.32            | 0.05         | 2.86                 | 0.08         |

**Jadual 4.1: Komposisi perbelanjaan penggunaan isi rumah bulanan mengikut subkumpulan perbelanjaan dan strata, Malaysia, 2024 (samb.)**

*Table 4.1: Composition of monthly household consumption expenditure by subgroups of expenditure and strata, Malaysia, 2024 (cont'd)*

| Subkumpulan perbelanjaan<br>Subgroups of expenditure   | Jumlah<br>Total |               | Bandar<br>Urban |               | Luar Bandar<br>Rural |               |
|--|-----------------|---------------|-----------------|---------------|----------------------|---------------|
|  | (RM)            | (%)           | (RM)            | (%)           | (RM)                 | (%)           |
| <b>Kumpulan 13</b> <b>Penjagaan Diri, Perlindungan Sosial dan Pelbagai Barangan dan Perkhidmatan</b><br><i>Personal Care, Social Protection and Miscellaneous Goods and Services</i> | <b>312.86</b>   | <b>5.62</b>   | <b>341.79</b>   | <b>5.60</b>   | <b>215.08</b>        | <b>5.74</b>   |
| <b>1311</b> <b>Perkakas elektrik untuk penjagaan diri</b><br><i>Electric appliances for personal care</i>  | 2.90            | 0.05          | 3.16            | 0.05          | 1.99                 | 0.05          |
| <b>1312</b> <b>Lain-lain perkakas, artikel &amp; produk untuk penjagaan diri</b><br><i>Other appliances, articles &amp; products for personal care</i>                               | 141.68          | 2.54          | 150.45          | 2.47          | 112.06               | 2.99          |
| <b>1313</b> <b>Salon dandanan rambut &amp; pusat dandanan peribadi</b><br><i>Hairdressing salons &amp; personal grooming establishments</i>  | 53.43           | 0.96          | 60.69           | 0.99          | 28.92                | 0.77          |
| <b>1321</b> <b>Barang kemas &amp; jam tangan</b><br><i>Jewellery &amp; watches</i>   | 44.28           | 0.80          | 49.10           | 0.81          | 27.97                | 0.75          |
| <b>1322</b> <b>Artikel pemujaan &amp; artikel untuk perayaan keagamaan &amp; ritual</b><br><i>Devotional articles &amp; articles for religious &amp; ritual celebrations</i>         | 10.99           | 0.20          | 12.83           | 0.21          | 4.77                 | 0.13          |
| <b>1329</b> <b>Barang peribadi lain yang tidak dikelaskan dimana-mana</b><br><i>Other personal effects n.e.c</i>   | 12.72           | 0.23          | 13.99           | 0.23          | 8.45                 | 0.23          |
| <b>1330</b> <b>Perlindungan sosial</b><br><i>Social protection</i>   | 6.62            | 0.12          | 8.08            | 0.13          | 1.67                 | 0.04          |
| <b>1390</b> <b>Lain-lain perkhidmatan</b><br><i>Other services</i>   | 40.24           | 0.72          | 43.49           | 0.71          | 29.25                | 0.78          |
| <b>Komposisi perbelanjaan penggunaan isi rumah bulanan (01-13)</b><br><i>Composition of monthly household consumption expenditure (01-13)</i>  | <b>5,566.06</b> | <b>100.00</b> | <b>6,103.38</b> | <b>100.00</b> | <b>3,750.28</b>      | <b>100.00</b> |

Jadual 4.2: Komposisi perbelanjaan penggunaan isi rumah bulanan mengikut subkumpulan perbelanjaan, negeri dan strata, Malaysia, 2024

Table 4.2: Composition of monthly household consumption expenditure by subgroups of expenditure, state and strata, Malaysia, 2024

| Subkumpulan perbelanjaan<br>Subgroups of expenditure |  | Jumlah / Total |              |               |              |               |              |               |              |
|--|--|----------------|--------------|---------------|--------------|---------------|--------------|---------------|--------------|
|  |  | Jumlah Total   |              | Johor         |              | Kedah         |              | Kelantan      |              |
|  |  | (RM)           | (%)          | (RM)          | (%)          | (RM)          | (%)          | (RM)          | (%)          |
| <b>Kumpulan</b>                                      | <b>01 Makanan dan Minuman</b>  | <b>875.82</b>  | <b>15.74</b> | <b>975.06</b> | <b>16.45</b> | <b>795.43</b> | <b>19.74</b> | <b>841.77</b> | <b>22.01</b> |
| <i>Group</i>   | <i>Food and Beverages</i>  |                |              |               |              |               |              |               |              |
|  | <b>0111 Bijirin &amp; produk bijirin</b>   | 130.70         | 2.35         | 113.39        | 1.91         | 107.36        | 2.67         | 117.90        | 3.08         |
|  | <i>Cereals &amp; cereal products</i>   |                |              |               |              |               |              |               |              |
|  | <b>0112 Haiwan hidup, daging &amp; bahagian lain bagi haiwan darat yang disembelih</b>         | 126.06         | 2.27         | 125.07        | 2.11         | 110.06        | 2.73         | 137.05        | 3.58         |
|  | <i>Live animals, meat &amp; other parts of slaughtered land animals</i>                        |                |              |               |              |               |              |               |              |
|  | <b>0113 Ikan &amp; makanan laut lain</b>   | 193.00         | 3.47         | 275.17        | 4.64         | 194.40        | 4.83         | 193.69        | 5.06         |
|  | <i>Fish &amp; other seafood</i>  |                |              |               |              |               |              |               |              |
|  | <b>0114 Susu, produk tenusu lain &amp; telur</b>   | 60.51          | 1.09         | 64.81         | 1.09         | 54.17         | 1.35         | 54.01         | 1.41         |
|  | <i>Milk, other dairy products &amp; eggs</i>   |                |              |               |              |               |              |               |              |
|  | <b>0115 Minyak &amp; lemak</b>   | 33.22          | 0.60         | 38.91         | 0.66         | 28.31         | 0.70         | 25.51         | 0.67         |
|  | <i>Oils &amp; fats</i>   |                |              |               |              |               |              |               |              |
|  | <b>0116 Buah-buahan &amp; kacang</b>   | 68.90          | 1.24         | 68.85         | 1.16         | 47.64         | 1.18         | 63.94         | 1.67         |
|  | <i>Fruits &amp; nuts</i>   |                |              |               |              |               |              |               |              |
|  | <b>0117 Sayur-sayuran, ubi, plantain, pisang sayuran &amp; kekacang</b>                        | 88.64          | 1.59         | 102.40        | 1.73         | 97.37         | 2.42         | 77.54         | 2.03         |
|  | <i>Vegetables, tubers, plantains, cooking bananas &amp; pulses</i>                             |                |              |               |              |               |              |               |              |
|  | <b>0118 Gula, manisan &amp; pencuci mulut</b>  | 25.26          | 0.45         | 27.05         | 0.46         | 22.19         | 0.55         | 32.02         | 0.84         |
|  | <i>Sugar, confectionery &amp; desserts</i>   |                |              |               |              |               |              |               |              |
|  | <b>0119 Makanan sedia dimakan &amp; produk makanan lain</b>                                    | 106.88         | 1.92         | 118.90        | 2.01         | 103.38        | 2.57         | 99.95         | 2.61         |
|  | <i>Ready-made food &amp; other food products</i>   |                |              |               |              |               |              |               |              |
|  | <b>0121 Jus buah-buahan &amp; sayur-sayuran</b>  | 1.17           | 0.02         | 1.43          | 0.02         | 0.57          | 0.01         | 0.88          | 0.02         |
|  | <i>Fruit &amp; vegetable juices</i>  |                |              |               |              |               |              |               |              |
|  | <b>0122 Kopi &amp; pengganti kopi</b>  | 10.23          | 0.18         | 10.75         | 0.18         | 6.18          | 0.15         | 8.29          | 0.22         |
|  | <i>Coffee &amp; coffee substitutes</i>   |                |              |               |              |               |              |               |              |
|  | <b>0123 Teh, mate' &amp; produk tumbuhan lain untuk seduhan</b>                                | 5.80           | 0.10         | 5.98          | 0.10         | 4.58          | 0.10         | 5.03          | 0.13         |
|  | <i>Tea, maté &amp; other plant products for infusion</i>                                       |                |              |               |              |               |              |               |              |
|  | <b>0124 Minuman koko</b>   | 9.15           | 0.17         | 9.97          | 0.17         | 7.16          | 0.18         | 11.80         | 0.31         |
|  | <i>Cocoa drinks</i>  |                |              |               |              |               |              |               |              |
|  | <b>0125 Air</b>  | 3.24           | 0.06         | 2.37          | 0.04         | 1.41          | 0.04         | 3.00          | 0.08         |
|  | <i>Water</i>   |                |              |               |              |               |              |               |              |
|  | <b>0126 Minuman ringan</b>   | 5.39           | 0.10         | 3.36          | 0.06         | 3.45          | 0.09         | 3.83          | 0.10         |
|  | <i>Soft drinks</i>   |                |              |               |              |               |              |               |              |
|  | <b>0129 Minuman tidak beralkohol lain</b>  | 7.44           | 0.13         | 6.07          | 0.10         | 7.02          | 0.17         | 6.39          | 0.17         |
|  | <i>Other non-alcoholic beverages</i>   |                |              |               |              |               |              |               |              |
|  | <b>0130 Perkhidmatan pemprosesan barangan primer untuk makanan &amp; minuman bukan alkohol</b> | 0.23           | 0.00         | 0.58          | 0.01         | 0.00          | 0.00         | 0.94          | 0.02         |
|  | <i>Services for processing primary goods for food &amp; non-alcoholic beverages</i>            |                |              |               |              |               |              |               |              |

Jadual 4.2: Komposisi perbelanjaan penggunaan isi rumah bulanan mengikut subkumpulan perbelanjaan, negeri dan strata, Malaysia, 2024 (samb.)

Table 4.2: Composition of monthly household consumption expenditure by subgroups of expenditure, state and strata Malaysia, 2024 (cont'd)

| Subkumpulan perbelanjaan<br>Subgroups of expenditure |  | Jumlah / Total  |              |                 |              |               |              |               |              |
|--|--|-----------------|--------------|-----------------|--------------|---------------|--------------|---------------|--------------|
|  |  | Jumlah Total    |              | Johor           |              | Kedah         |              | Kelantan      |              |
|  |  | (RM)            | (%)          | (RM)            | (%)          | (RM)          | (%)          | (RM)          | (%)          |
| <b>Kumpulan Group</b>                                | <b>02 Minuman Alkohol dan Tembakau</b><br><i>Alcoholic Beverages and Tobacco</i>   | <b>91.87</b>    | <b>1.65</b>  | <b>122.72</b>   | <b>2.07</b>  | <b>64.31</b>  | <b>1.60</b>  | <b>63.90</b>  | <b>1.67</b>  |
|  | 0211 Arak & minuman keras<br><i>Spirits &amp; liquors</i>  | 5.39            | 0.10         | 8.29            | 0.14         | 3.06          | 0.08         | 0.29          | 0.01         |
|  | 0212 Wain<br><i>Wine</i>   | 6.21            | 0.11         | 8.95            | 0.15         | 3.22          | 0.08         | 0.18          | 0.00         |
|  | 0213 Bir<br><i>Beer</i>  | 25.57           | 0.46         | 30.56           | 0.52         | 11.76         | 0.29         | 1.41          | 0.04         |
|  | 0219 Minuman beralkohol lain<br><i>Other alcoholic beverages</i>   | 0.25            | 0.00         | 0.17            | 0.00         | 0.25          | 0.01         | 0.00          | 0.00         |
|  | 0220 Perkhidmatan penghasilan alkohol<br><i>Alcohol production services</i>  | 0.01            | 0.00         | 0.00            | 0.00         | -             | -            | 0.03          | 0.00         |
|  | 0230 Tembakau<br><i>Tobacco</i>  | 54.38           | 0.98         | 74.69           | 1.26         | 45.89         | 1.14         | 61.97         | 1.62         |
|  | 0240 Lain-lain<br><i>Others</i>  | 0.06            | 0.00         | 0.06            | 0.00         | 0.11          | 0.00         | 0.01          | 0.00         |
| <b>Kumpulan Group</b>                                | <b>03 Pakaian dan Kasut</b><br><i>Clothing and Footwear</i>  | <b>150.91</b>   | <b>2.71</b>  | <b>157.47</b>   | <b>2.64</b>  | <b>176.56</b> | <b>4.38</b>  | <b>111.32</b> | <b>2.91</b>  |
|  | 0311 Material pakaian<br><i>Clothing materials</i>   | 0.96            | 0.02         | 0.76            | 0.01         | 0.76          | 0.02         | 1.11          | 0.03         |
|  | 0312 Pakaian<br><i>Garments</i>  | 103.77          | 1.86         | 109.79          | 1.85         | 132.87        | 3.30         | 79.79         | 2.09         |
|  | 0313 Lain-lain jenis pakaian & aksesori pakaian<br><i>Other articles of clothing &amp; clothing accessories</i>              | 8.40            | 0.15         | 9.56            | 0.16         | 12.26         | 0.30         | 8.89          | 0.23         |
|  | 0314 Pencucian, pembaikan, menjahit & sewa pakaian<br><i>Cleaning, repair, tailoring &amp; hire of clothing</i>              | 8.48            | 0.15         | 4.98            | 0.08         | 2.79          | 0.07         | 3.82          | 0.10         |
|  | 0321 Kasut & lain-lain jenis alas kaki<br><i>Shoes &amp; other footwear</i>  | 28.87           | 0.52         | 31.96           | 0.53         | 27.60         | 0.68         | 17.64         | 0.46         |
|  | 0322 Pencucian, pembaikan & sewa kasut<br><i>Cleaning, repair &amp; hire of footwear</i>                                     | 0.43            | 0.01         | 0.42            | 0.01         | 0.22          | 0.01         | 0.07          | 0.00         |
| <b>Kumpulan Group</b>                                | <b>04 Perumahan, Air, Elektrik, Gas dan Bahan Api Lain</b><br><i>Housing, Water, Electricity, Gas and Other Fuels</i>        | <b>1,307.06</b> | <b>23.48</b> | <b>1,328.10</b> | <b>22.41</b> | <b>788.69</b> | <b>19.58</b> | <b>722.73</b> | <b>18.89</b> |
|  | 0411 Sewa sebenar yang dibayar oleh penyewa untuk kediaman utama<br><i>Actual rentals paid by tenants for main residence</i> | 219.96          | 3.95         | 202.70          | 3.42         | 71.59         | 1.78         | 62.77         | 1.64         |
|  | 0412 Lain-lain sewa sebenar<br><i>Other actual rentals</i>   | 0.65            | 0.01         | 0.00            | 0.00         | -             | -            | 0.25          | 0.01         |

Jadual 4.2: Komposisi perbelanjaan penggunaan isi rumah bulanan mengikut subkumpulan perbelanjaan, negeri dan strata, Malaysia, 2024 (samb.)

Table 4.2: Composition of monthly household consumption expenditure by subgroups of expenditure, state and strata Malaysia, 2024 (cont'd)

| Subkumpulan perbelanjaan<br>Subgroups of expenditure  | Jumlah / Total |             |               |             |               |             |               |             |
|---|----------------|-------------|---------------|-------------|---------------|-------------|---------------|-------------|
|   | Jumlah Total   |             | Johor         |             | Kedah         |             | Kelantan      |             |
|   | (RM)           | (%)         | (RM)          | (%)         | (RM)          | (%)         | (RM)          | (%)         |
| 0421 Sewa dinilai untuk kediaman utama<br><i>Imputed rentals of owner-occupiers for main residence</i>  | 771.48         | 13.86       | 814.73        | 13.75       | 460.92        | 11.45       | 432.37        | 11.30       |
| 0422 Lain-lain sewa dinilai<br><i>Other imputed rentals</i>   | 3.34           | 0.06        | 1.27          | 0.02        | -             | -           | 1.60          | 0.04        |
| 0431 Kelengkapan keselamatan & bahan-bahan untuk pembaikan & penyelenggaraan rumah kediaman<br><i>Security equipment &amp; materials for the maintenance &amp; repair of the dwelling</i> | 15.04          | 0.27        | 12.07         | 0.20        | 6.64          | 0.16        | 14.30         | 0.37        |
| 0432 Bayaran perkhidmatan penyelenggaraan, pembaikan & keselamatan rumah kediaman<br><i>Services for the maintenance, repair &amp; security of the dwelling</i>                           | 47.93          | 0.86        | 33.21         | 0.56        | 42.11         | 1.05        | 26.54         | 0.69        |
| 0441 Bekalan air<br><i>Water supply</i>   | 46.25          | 0.83        | 60.57         | 1.02        | 41.81         | 1.04        | 32.47         | 0.85        |
| 0442 Kutipan sampah<br><i>Refuse collection</i>   | 1.96           | 0.04        | 0.53          | 0.01        | 0.34          | 0.01        | 0.27          | 0.01        |
| 0443 Pembentungan<br><i>Sewage collection</i>   | 5.22           | 0.09        | 3.35          | 0.06        | 4.85          | 0.12        | -             | -           |
| 0444 Perkhidmatan lain berkaitan rumah kediaman<br><i>Other services relating to the dwelling n.e.c</i>   | 21.28          | 0.38        | 6.86          | 0.12        | 0.68          | 0.02        | 0.85          | 0.02        |
| 0451 Bekalan elektrik<br><i>Electricity</i>   | 155.96         | 2.80        | 164.36        | 2.77        | 138.73        | 3.44        | 138.41        | 3.62        |
| 0452 Gas<br><i>Gas</i>  | 17.07          | 0.31        | 28.22         | 0.48        | 20.61         | 0.51        | 12.54         | 0.33        |
| 0453 Bahan api cecair<br><i>Liquid fuels</i>  | 0.52           | 0.01        | 0.09          | 0.00        | 0.01          | 0.00        | 0.06          | 0.00        |
| 0454 Bahan api pepejal<br><i>Solid fuels</i>  | 0.33           | 0.01        | 0.13          | 0.00        | 0.14          | 0.00        | 0.30          | 0.01        |
| 0455 Lain lain bahan tenaga untuk pemanasan & penyejukan<br><i>Other energy for heating &amp; cooling</i>   | 0.07           | 0.00        | 0.01          | 0.00        | 0.05          | 0.00        | -             | -           |
| <b>Kumpulan 05 Hiasan, Perkakasan dan Penyelenggaraan Isi Rumah</b><br><i>Group Furnishings, Household Equipment and Routine Household Maintenance</i>                                    | <b>259.35</b>  | <b>4.66</b> | <b>240.60</b> | <b>4.06</b> | <b>169.92</b> | <b>4.22</b> | <b>144.55</b> | <b>3.78</b> |
| 0511 Perabot, kelengkapan & permaidani<br><i>Furniture, furnishings &amp; loose carpets</i>   | 81.87          | 1.47        | 71.49         | 1.21        | 54.21         | 1.35        | 27.62         | 0.72        |
| 0512 Pembaikan, pemasangan & sewa perabot, kelengkapan & permaidani<br><i>Repair, installation &amp; hire of furniture, furnishings &amp; loose carpets</i>                               | 1.81           | 0.03        | 2.58          | 0.04        | 0.29          | 0.01        | 2.59          | 0.07        |
| 0521 Tekstil isi rumah<br><i>Household textiles</i>   | 12.15          | 0.22        | 14.91         | 0.25        | 13.97         | 0.35        | 6.36          | 0.17        |

Jadual 4.2: Komposisi perbelanjaan penggunaan isi rumah bulanan mengikut subkumpulan perbelanjaan, negeri dan strata, Malaysia, 2024 (samb.)

Table 4.2: Composition of monthly household consumption expenditure by subgroups of expenditure, state and strata, Malaysia, 2024 (cont'd)

| Subkumpulan perbelanjaan<br>Subgroups of expenditure  | Jumlah / Total |             |               |             |               |             |              |             |
|---|----------------|-------------|---------------|-------------|---------------|-------------|--------------|-------------|
|   | Jumlah Total   |             | Johor         |             | Kedah         |             | Kelantan     |             |
|   | (RM)           | (%)         | (RM)          | (%)         | (RM)          | (%)         | (RM)         | (%)         |
| <b>0522</b> Pembaikan, sewa & khidmat jahitan tekstil isi rumah<br><i>Repair, hire &amp; sewing services of household textiles</i>                              | 0.54           | 0.01        | 0.62          | 0.01        | 0.28          | 0.01        | 1.37         | 0.04        |
| <b>0531</b> Perkakasan utama isi rumah sama ada elektrik atau bukan elektrik<br><i>Major household appliances, whether electric or not</i>                      | 42.66          | 0.77        | 28.47         | 0.48        | 17.04         | 0.42        | 15.06        | 0.39        |
| <b>0532</b> Kelengkapan elektrik kecil isi rumah<br><i>Small household appliances</i>   | 10.85          | 0.19        | 11.79         | 0.20        | 6.04          | 0.15        | 4.23         | 0.11        |
| <b>0533</b> Pembaikan, pemasangan & sewa perkakas isi rumah<br><i>Repair, installation &amp; hire of household appliances</i>                                   | 10.41          | 0.19        | 6.28          | 0.11        | 4.36          | 0.11        | 15.44        | 0.40        |
| <b>0540</b> Barang kaca, pinggan mangkuk & peralatan dapur isi rumah<br><i>Glassware, tableware &amp; household utensils</i>                                    | 6.57           | 0.12        | 9.03          | 0.15        | 6.10          | 0.15        | 3.61         | 0.09        |
| <b>0551</b> Alat-alat & peralatan bermotor<br><i>Motorized tools &amp; equipment</i>  | 1.87           | 0.03        | 1.38          | 0.02        | 1.81          | 0.04        | 2.75         | 0.07        |
| <b>0552</b> Alat-alat tidak bermotor & pelbagai aksesori<br><i>Non-motorized tools &amp; miscellaneous accessories</i>  | 2.11           | 0.04        | 2.70          | 0.05        | 1.98          | 0.05        | 1.78         | 0.05        |
| <b>0553</b> Pembaikan & sewa alat-alat & peralatan bermotor & tidak bermotor<br><i>Repair &amp; hire of motorized &amp; non-motorized tools &amp; equipment</i> | 0.18           | 0.00        | 0.15          | 0.00        | 0.34          | 0.01        | 0.26         | 0.01        |
| <b>0561</b> Barang-barang isi rumah tidak tahan lama<br><i>Non-durable household goods</i>  | 54.61          | 0.98        | 61.43         | 1.04        | 47.28         | 1.17        | 44.85        | 1.17        |
| <b>0562</b> Perkhidmatan domestik & perkhidmatan urusan rumah tangga<br><i>Domestic services &amp; household services</i>                                       | 33.72          | 0.61        | 29.77         | 0.50        | 16.19         | 0.40        | 18.61        | 0.49        |
| <b>Kumpulan 06</b> Kesihatan<br><i>Group Health</i>   | <b>146.68</b>  | <b>2.64</b> | <b>212.23</b> | <b>3.58</b> | <b>106.06</b> | <b>2.63</b> | <b>62.73</b> | <b>1.64</b> |
| <b>0611</b> Ubat-ubatan<br><i>Medicines</i>   | 66.36          | 1.19        | 121.03        | 2.04        | 53.21         | 1.32        | 29.28        | 0.77        |
| <b>0612</b> Produk perubatan<br><i>Medical products</i>   | 15.12          | 0.27        | 21.44         | 0.36        | 9.61          | 0.24        | 4.03         | 0.11        |
| <b>0613</b> Produk bantu<br><i>Assistive products</i>   | 18.27          | 0.33        | 16.64         | 0.28        | 12.63         | 0.32        | 8.34         | 0.22        |
| <b>0614</b> Membaiki, menyewa & menyelenggara produk perubatan & bantuan<br><i>Repair, rental &amp; maintenance of medical &amp; assistive products</i>         | 0.23           | 0.01        | 0.12          | 0.00        | 0.07          | 0.00        | 0.07         | 0.00        |
| <b>0621</b> Perkhidmatan penjagaan pencegahan<br><i>Preventive care services</i>  | 1.53           | 0.03        | 1.18          | 0.02        | 0.48          | 0.01        | 0.27         | 0.01        |
| <b>0622</b> Perkhidmatan pergigian pesakit luar<br><i>Outpatient dental services</i>  | 19.01          | 0.34        | 25.11         | 0.43        | 6.66          | 0.17        | 5.86         | 0.15        |

Jadual 4.2: Komposisi perbelanjaan penggunaan isi rumah bulanan mengikut subkumpulan perbelanjaan, negeri dan strata, Malaysia, 2024 (samb.)

Table 4.2: Composition of monthly household consumption expenditure by subgroups of expenditure, state and strata, Malaysia, 2024 (cont'd)

| Subkumpulan perbelanjaan<br>Subgroups of expenditure   | Jumlah / Total |              |               |              |               |              |               |              |
|--|----------------|--------------|---------------|--------------|---------------|--------------|---------------|--------------|
|  | Jumlah Total   |              | Johor         |              | Kedah         |              | Kelantan      |              |
|  | (RM)           | (%)          | (RM)          | (%)          | (RM)          | (%)          | (RM)          | (%)          |
| <b>0623</b> Perkhidmatan rawatan pesakit luar yang lain (tidak termasuk perkhidmatan pergigian)<br><i>Other outpatient care services (excluding preventive &amp; dental)</i> | 18.79          | 0.34         | 22.15         | 0.38         | 19.83         | 0.49         | 13.20         | 0.35         |
| <b>0631</b> Perkhidmatan kuratif & pemulihan pesakit dalam<br><i>Inpatient curative &amp; rehabilitative</i>   | 6.00           | 0.11         | 3.16          | 0.05         | 2.95          | 0.07         | 1.51          | 0.04         |
| <b>0632</b> Perkhidmatan rawatan jangka panjang pesakit dalam<br><i>Inpatient long term care services</i>  | 0.61           | 0.01         | 0.57          | 0.01         | 0.38          | 0.01         | 0.04          | 0.00         |
| <b>0641</b> Perkhidmatan pengimejan diagnostik & perkhidmatan makmal perubatan<br><i>Diagnostic imaging services &amp; medical laboratory services</i>                       | 0.69           | 0.01         | 0.73          | 0.01         | 0.13          | 0.00         | 0.05          | 0.00         |
| <b>0642</b> Perkhidmatan pengangkutan kecemasan pesakit & penyelamatan kecemasan<br><i>Patient emergency transportation services &amp; emergency rescue</i>                  | 0.04           | 0.00         | 0.10          | 0.00         | 0.03          | 0.00         | 0.09          | 0.00         |
| <b>0643</b> Perkhidmatan yang tidak dikelaskan di tempat lain<br><i>Services not classified elsewhere</i>  | 0.03           | 0.00         | 0.00          | 0.00         | 0.06          | 0.00         | -             | -            |
| <b>Kumpulan 07</b> Pengangkutan<br><i>Group Transport</i>  | <b>611.42</b>  | <b>10.98</b> | <b>734.60</b> | <b>12.40</b> | <b>538.94</b> | <b>13.38</b> | <b>494.63</b> | <b>12.93</b> |
| <b>0711</b> Motokar<br><i>Motor cars</i>   | 46.15          | 0.83         | 1.56          | 0.03         | 89.09         | 2.21         | 19.37         | 0.51         |
| <b>0712</b> Motosikal<br><i>Motorcycles</i>  | 7.01           | 0.13         | 1.80          | 0.03         | 4.90          | 0.12         | 4.50          | 0.12         |
| <b>0713</b> Basikal<br><i>Bicycles</i>   | 1.94           | 0.04         | 1.65          | 0.03         | 1.01          | 0.03         | 1.43          | 0.04         |
| <b>0721</b> Alat ganti & aksesori untuk kelengkapan pengangkutan persendirian<br><i>Parts &amp; accessories for personal transport equipment</i>                             | 21.59          | 0.39         | 17.47         | 0.30         | 19.45         | 0.48         | 10.36         | 0.27         |
| <b>0722</b> Bahan api & pelincir untuk kelengkapan pengangkutan persendirian<br><i>Fuels &amp; lubricants for personal transport equipment</i>                               | 327.88         | 5.89         | 471.98        | 7.96         | 264.12        | 6.56         | 355.91        | 9.30         |
| <b>0723</b> Penyelenggaraan & pembaikan kelengkapan kenderaan persendirian<br><i>Maintenance &amp; repair of personal transport equipment</i>                                | 103.31         | 1.86         | 97.48         | 1.64         | 109.86        | 2.73         | 78.28         | 2.05         |
| <b>0724</b> Perkhidmatan lain berkenaan kelengkapan pengangkutan persendirian<br><i>Other services in respect of personal transport equipment</i>                            | 36.70          | 0.66         | 82.28         | 1.39         | 23.04         | 0.57         | 11.01         | 0.29         |

Jadual 4.2: Komposisi perbelanjaan penggunaan isi rumah bulanan mengikut subkumpulan perbelanjaan, negeri dan strata, Malaysia, 2024 (samb.)

Table 4.2: Composition of monthly household consumption expenditure by subgroups of expenditure, state and strata, Malaysia, 2024 (cont'd)

| Subkumpulan perbelanjaan<br>Subgroups of expenditure   | Jumlah / Total |             |               |             |               |             |               |             |
|--|----------------|-------------|---------------|-------------|---------------|-------------|---------------|-------------|
|  | Jumlah Total   |             | Johor         |             | Kedah         |             | Kelantan      |             |
|  | (RM)           | (%)         | (RM)          | (%)         | (RM)          | (%)         | (RM)          | (%)         |
| 0731 Pengangkutan penumpang menggunakan laluan rel<br><i>Passenger transport by railway</i>  | 1.78           | 0.03        | 0.05          | 0.00        | 1.14          | 0.03        | 0.09          | 0.00        |
| 0732 Pengangkutan penumpang menggunakan jalan raya<br><i>Passenger transport by road</i>   | 23.64          | 0.42        | 21.29         | 0.36        | 4.34          | 0.11        | 3.65          | 0.10        |
| 0733 Pengangkutan penumpang melalui udara<br><i>Passenger transport by air</i>   | 27.48          | 0.49        | 20.38         | 0.34        | 15.77         | 0.39        | 3.94          | 0.10        |
| 0734 Pengangkutan penumpang melalui laut & air daratan<br><i>Passenger transport by sea &amp; inland waterway</i>  | 0.76           | 0.01        | 0.76          | 0.01        | 1.38          | 0.03        | 0.24          | 0.01        |
| 0735 Pengangkutan penumpang gabungan<br><i>Combined passenger transport</i>  | 1.14           | 0.02        | 0.01          | 0.00        | 0.09          | 0.00        | 0.08          | 0.00        |
| 0736 Bayaran perkhidmatan pengangkutan lain<br><i>Other purchased transport services</i>   | 0.47           | 0.01        | 0.92          | 0.02        | 0.25          | 0.01        | 0.03          | 0.00        |
| 0741 Perkhidmatan pos & kurier<br><i>Postal &amp; courier services</i>   | 6.91           | 0.12        | 11.68         | 0.20        | 3.56          | 0.09        | 3.94          | 0.10        |
| 0749 Pengangkutan barang-barang lain<br><i>Other transport of goods</i>  | 4.66           | 0.08        | 5.29          | 0.09        | 0.78          | 0.02        | 1.78          | 0.05        |
| <b>Kumpulan 08 Maklumat dan Komunikasi</b><br><i>Group Information and Communication</i>   | <b>347.25</b>  | <b>6.24</b> | <b>330.81</b> | <b>5.58</b> | <b>242.17</b> | <b>6.01</b> | <b>214.65</b> | <b>5.61</b> |
| 0811 Peralatan telefon tetap<br><i>Fixed telephone equipment</i>   | 0.16           | 0.00        | 0.11          | 0.00        | 0.50          | 0.01        | -             | -           |
| 0812 Peralatan telefon bimbit<br><i>Mobile telephone equipment</i>   | 25.89          | 0.47        | 13.61         | 0.23        | 11.66         | 0.29        | 10.20         | 0.27        |
| 0813 Peralatan pemrosesan maklumat<br><i>Information processing equipment</i>  | 22.17          | 0.40        | 18.63         | 0.31        | 11.87         | 0.30        | 7.58          | 0.20        |
| 0814 Peralatan untuk penerimaan, rakaman & penghasilan suara & penglihatan<br><i>Equipment for the reception, recording &amp; reproduction of sound &amp; vision</i> | 11.38          | 0.20        | 8.65          | 0.15        | 3.28          | 0.08        | 2.88          | 0.08        |
| 0815 Media rakaman tidak direkod<br><i>Unrecorded recording media</i>  | 0.38           | 0.01        | 0.42          | 0.01        | 0.18          | 0.00        | 0.10          | 0.00        |
| 0819 Peralatan & aksesori maklumat & komunikasi lain<br><i>Other information &amp; communication equipment &amp; accessories</i>                                     | 11.70          | 0.21        | 10.52         | 0.18        | 6.13          | 0.15        | 4.93          | 0.13        |
| 0820 Perisian (tidak termasuk perisian permainan)<br><i>Software (excluding games)</i>   | 0.11           | 0.00        | 0.05          | 0.00        | -             | -           | 0.08          | 0.00        |
| 0831 Perkhidmatan komunikasi tetap<br><i>Fixed communication services</i>  | 3.58           | 0.06        | 3.28          | 0.05        | 1.48          | 0.04        | 2.85          | 0.07        |
| 0832 Perkhidmatan komunikasi mudah alih<br><i>Mobile communication services</i>  | 138.69         | 2.49        | 153.39        | 2.59        | 125.99        | 3.13        | 98.10         | 2.56        |

Jadual 4.2: Komposisi perbelanjaan penggunaan isi rumah bulanan mengikut subkumpulan perbelanjaan, negeri dan strata, Malaysia, 2024 (samb.)

Table 4.2: Composition of monthly household consumption expenditure by subgroups of expenditure, state and strata, Malaysia, 2024 (cont'd)

| Subkumpulan perbelanjaan<br>Subgroups of expenditure   | Jumlah / Total |             |               |             |              |             |              |             |
|--|----------------|-------------|---------------|-------------|--------------|-------------|--------------|-------------|
|  | Jumlah Total   |             | Johor         |             | Kedah        |             | Kelantan     |             |
|  | (RM)           | (%)         | (RM)          | (%)         | (RM)         | (%)         | (RM)         | (%)         |
| 0833 Perkhidmatan penyediaan akses internet & net storage services<br><i>Internet access provision services &amp; net storage services</i>   | 44.90          | 0.81        | 51.90         | 0.88        | 30.51        | 0.76        | 30.04        | 0.79        |
| 0834 Perkhidmatan telekomunikasi gabungan<br><i>Bundled telecommunication services</i>   | 42.56          | 0.77        | 23.91         | 0.40        | 20.45        | 0.51        | 24.89        | 0.65        |
| 0835 Pembaikan & sewaan peralatan maklumat & komunikasi<br><i>Repair &amp; rental of information &amp; communication equipment</i>   | 1.57           | 0.03        | 1.21          | 0.02        | 1.73         | 0.04        | 1.27         | 0.03        |
| 0839 Perkhidmatan maklumat & komunikasi lain<br><i>Other information &amp; communication services</i>  | 44.16          | 0.79        | 45.13         | 0.76        | 28.27        | 0.70        | 31.74        | 0.83        |
| <b>Kumpulan 09 Rekreasi, Sukan dan Kebudayaan</b><br><i>Group Recreation, Sport and Culture</i>  | <b>178.76</b>  | <b>3.21</b> | <b>202.69</b> | <b>3.42</b> | <b>91.28</b> | <b>2.27</b> | <b>62.67</b> | <b>1.64</b> |
| 0911 Peralatan fotografi & kelengkapan sinematografi & alatan optik<br><i>Photographic &amp; cinematographic equipment &amp; optical instruments</i>                                       | 2.34           | 0.05        | 1.44          | 0.02        | 0.55         | 0.01        | 0.23         | 0.01        |
| 0912 Barang-barang tahan lama utama untuk rekreasi<br><i>Major durables for recreation</i>   | 2.46           | 0.05        | 0.93          | 0.02        | 1.17         | 0.03        | 0.77         | 0.02        |
| 0921 Permainan, mainan & hobi<br><i>Games, toys &amp; hobbies</i>  | 13.61          | 0.24        | 15.15         | 0.26        | 6.23         | 0.15        | 4.96         | 0.13        |
| 0922 Kelengkapan untuk bersukan, perkhemahan & rekreasi terbuka<br><i>Equipment for sport, camping &amp; open-air recreation</i>   | 4.67           | 0.08        | 5.09          | 0.08        | 2.15         | 0.05        | 1.42         | 0.04        |
| 0931 Produk kebun, tanaman & bunga<br><i>Garden products, plants &amp; flowers</i>   | 7.88           | 0.14        | 12.80         | 0.21        | 5.12         | 0.13        | 6.06         | 0.16        |
| 0932 Binatang peliharaan & produk untuk binatang peliharaan<br><i>Pets &amp; products for pets</i>   | 19.08          | 0.34        | 17.18         | 0.29        | 11.93        | 0.30        | 15.93        | 0.42        |
| 0941 Sewa & pembaikan peralatan fotografi & kelengkapan sinematografi & alatan optik<br><i>Hire &amp; repair of photographic &amp; cinematographic equipment &amp; optical instruments</i> | 0.35           | 0.01        | 0.35          | 0.01        | 0.40         | 0.01        | 0.12         | 0.00        |
| 0942 Sewa, penyelenggaraan & pembaikan barang-barang tahan lama utama untuk rekreasi<br><i>Hire, maintenance &amp; repair of major durables for recreation</i>                             | 0.22           | 0.00        | 0.67          | 0.01        | 0.05         | 0.00        | 0.03         | 0.00        |
| 0943 Sewa & pembaikan permainan, mainan & hobi<br><i>Hire &amp; repair of games, toys &amp; hobbies</i>  | 0.36           | 0.01        | 0.32          | 0.01        | 0.05         | 0.00        | 0.11         | 0.00        |

Jadual 4.2: Komposisi perbelanjaan penggunaan isi rumah bulanan mengikut subkumpulan perbelanjaan, negeri dan strata, Malaysia, 2024 (samb.)

Table 4.2: Composition of monthly household consumption expenditure by subgroups of expenditure, state and strata, Malaysia, 2024 (cont'd)

| Subkumpulan perbelanjaan<br>Subgroups of expenditure  | Jumlah / Total |             |              |             |              |             |              |             |
|---|----------------|-------------|--------------|-------------|--------------|-------------|--------------|-------------|
|   | Jumlah Total   |             | Johor        |             | Kedah        |             | Kelantan     |             |
|   | (RM)           | (%)         | (RM)         | (%)         | (RM)         | (%)         | (RM)         | (%)         |
| <b>0944 Sewa &amp; pembaikan kelengkapan untuk bersukan, perkhemahan &amp; rekreasi terbuka</b><br><i>Hire &amp; repair of equipment for sport, camping &amp; open air-recreation</i> | 0.43           | 0.01        | 0.38         | 0.01        | 0.09         | 0.00        | 0.43         | 0.01        |
| <b>0945 Veterinar &amp; lain-lain perkhidmatan untuk binatang peliharaan</b><br><i>Veterinary &amp; other services for pets</i>   | 3.15           | 0.06        | 5.15         | 0.09        | 2.28         | 0.06        | 0.95         | 0.02        |
| <b>0946 Perkhidmatan rekreasi &amp; sukan</b><br><i>Recreational &amp; sporting services</i>  | 34.84          | 0.63        | 50.69        | 0.86        | 12.41        | 0.31        | 5.34         | 0.14        |
| <b>0947 Permainan nasib</b><br><i>Games of chance</i>   | 15.69          | 0.28        | 24.38        | 0.41        | 3.93         | 0.10        | 0.14         | 0.00        |
| <b>0951 Alat muzik</b><br><i>Musical instruments</i>  | 1.30           | 0.02        | 0.73         | 0.01        | 0.29         | 0.01        | 0.08         | 0.00        |
| <b>0952 Media pandang dengar</b><br><i>Audio-visual media</i>   | 0.01           | 0.00        | 0.03         | 0.00        | 0.00         | 0.00        | 0.00         | 0.00        |
| <b>0961 Perkhidmatan yang disediakan oleh panggung wayang, teater &amp; tempat konsert</b><br><i>Services provided by cinemas, theatres &amp; concert venues</i>                      | 22.88          | 0.41        | 23.97        | 0.40        | 8.97         | 0.22        | 0.53         | 0.01        |
| <b>0962 Perkhidmatan yang disediakan oleh muzium, perpustakaan &amp; tapak kebudayaan</b><br><i>Services provided by museums, libraries &amp; cultural sites</i>                      | 7.74           | 0.14        | 8.96         | 0.15        | 3.24         | 0.08        | 0.98         | 0.03        |
| <b>0963 Perkhidmatan fotografi</b><br><i>Photographic services</i>  | 0.69           | 0.01        | 0.76         | 0.01        | 1.75         | 0.04        | 0.31         | 0.01        |
| <b>0969 Lain-lain perkhidmatan kebudayaan</b><br><i>Other cultural services</i>   | 0.20           | 0.00        | 0.06         | 0.00        | 0.01         | 0.00        | 0.11         | 0.00        |
| <b>0971 Buku</b><br><i>Books</i>  | 1.32           | 0.02        | 1.48         | 0.03        | 2.08         | 0.05        | 0.89         | 0.02        |
| <b>0972 Surat khabar &amp; bacaan berkala</b><br><i>Newspapers &amp; periodicals</i>  | 1.14           | 0.02        | 2.62         | 0.04        | 0.35         | 0.01        | 0.55         | 0.01        |
| <b>0973 Pelbagai perkara bercetak</b><br><i>Miscellaneous printed matter</i>  | 0.22           | 0.00        | 0.41         | 0.01        | 0.18         | 0.01        | 0.26         | 0.01        |
| <b>0974 Alat tulis &amp; bahan lukisan</b><br><i>Stationery &amp; drawing materials</i>   | 11.13          | 0.20        | 15.98        | 0.27        | 8.69         | 0.22        | 10.12        | 0.26        |
| <b>0980 Pakej percutian</b><br><i>Package holidays</i>  | 27.05          | 0.49        | 13.16        | 0.22        | 19.35        | 0.48        | 12.32        | 0.32        |
| <b>Kumpulan 10 Perkhidmatan Pendidikan</b><br><i>Group Education Services</i>   | <b>76.87</b>   | <b>1.38</b> | <b>79.31</b> | <b>1.34</b> | <b>61.24</b> | <b>1.52</b> | <b>38.87</b> | <b>1.02</b> |
| <b>1010 Pendidikan peringkat pra sekolah &amp; sekolah rendah</b><br><i>Pre-primary &amp; primary school education</i>  | 39.39          | 0.71        | 41.58        | 0.70        | 31.06        | 0.77        | 20.45        | 0.53        |
| <b>1020 Pendidikan peringkat menengah</b><br><i>Secondary education</i>   | 8.71           | 0.16        | 8.38         | 0.14        | 8.56         | 0.21        | 4.70         | 0.12        |

Jadual 4.2: Komposisi perbelanjaan penggunaan isi rumah bulanan mengikut subkumpulan perbelanjaan, negeri dan strata, Malaysia, 2024 (samb.)

Table 4.2: Composition of monthly household consumption expenditure by subgroups of expenditure, state and strata, Malaysia, 2024 (cont'd)

| Subkumpulan perbelanjaan<br>Subgroups of expenditure  | Jumlah / Total |              |               |              |               |              |               |              |
|---|----------------|--------------|---------------|--------------|---------------|--------------|---------------|--------------|
|   | Jumlah Total   |              | Johor         |              | Kedah         |              | Kelantan      |              |
|   | (RM)           | (%)          | (RM)          | (%)          | (RM)          | (%)          | (RM)          | (%)          |
| <b>1030</b> Pendidikan peringkat lepasan menengah bukan tertiar<br><i>Post-secondary non-tertiary education</i>   | 6.81           | 0.12         | 3.76          | 0.06         | 2.76          | 0.07         | 3.86          | 0.10         |
| <b>1040</b> Pendidikan peringkat diploma & ke atas<br><i>Diploma level education &amp; above</i>  | 5.24           | 0.09         | 3.48          | 0.06         | 4.69          | 0.12         | 2.51          | 0.07         |
| <b>1050</b> Pendidikan yang tidak dikelaskan mengikut peringkat<br><i>Education not definable by level</i>  | 16.72          | 0.30         | 22.11         | 0.38         | 14.17         | 0.35         | 7.36          | 0.19         |
| <b>Kumpulan Group</b> <b>11</b> Restoran dan Perkhidmatan Penginapan<br><i>Restaurants and Accommodation Services</i>                                   | <b>948.10</b>  | <b>17.03</b> | <b>937.96</b> | <b>15.83</b> | <b>627.93</b> | <b>15.59</b> | <b>746.32</b> | <b>19.51</b> |
| <b>1110</b> Restoran, kafe, kantin, kafeteria, dewan makan & seumpamanya<br><i>Restaurants, cafés, canteens, cafeterias, refectories &amp; the like</i> | 895.37         | 16.09        | 898.54        | 15.16        | 599.62        | 14.89        | 721.92        | 18.87        |
| <b>1113</b> Pembelian makanan dari lain-lain medium<br><i>Food purchase from other medium</i>   | 12.93          | 0.23         | 4.01          | 0.07         | 6.63          | 0.16         | 10.97         | 0.29         |
| <b>1120</b> Perkhidmatan penginapan<br><i>Accommodation services</i>  | 39.80          | 0.71         | 35.41         | 0.60         | 21.56         | 0.54         | 13.43         | 0.35         |
| <b>Kumpulan Group</b> <b>12</b> Insurans dan Perkhidmatan Kewangan<br><i>Insurance and Financial Services</i>   | <b>259.11</b>  | <b>4.66</b>  | <b>271.49</b> | <b>4.58</b>  | <b>141.71</b> | <b>3.52</b>  | <b>83.76</b>  | <b>2.19</b>  |
| <b>1211</b> Insurans nyawa & kemalangan<br><i>Life &amp; accident insurance</i>   | 52.98          | 0.95         | 65.43         | 1.10         | 10.47         | 0.26         | 8.48          | 0.22         |
| <b>1212</b> Insurans berkaitan dengan kesihatan<br><i>Insurance connected with health</i>   | 92.46          | 1.66         | 69.81         | 1.18         | 31.21         | 0.78         | 6.57          | 0.17         |
| <b>1213</b> Insurans berkaitan dengan kediaman<br><i>Insurance connected with the dwelling</i>  | 0.79           | 0.02         | 0.26          | 0.00         | -             | -            | 0.09          | 0.00         |
| <b>1214</b> Insurans berkaitan dengan pengangkutan<br><i>Insurance connected with transport</i>   | 81.22          | 1.46         | 126.28        | 2.13         | 91.43         | 2.27         | 63.49         | 1.66         |
| <b>1219</b> Insurans lain<br><i>Other insurance</i>   | 3.45           | 0.06         | 3.76          | 0.06         | 2.46          | 0.06         | 0.36          | 0.01         |
| <b>1221</b> Perkhidmatan perantaraan kewangan diukur secara tidak langsung<br><i>Financial intermediation services indirectly measured</i>              | 23.29          | 0.42         | 0.53          | 0.01         | 5.45          | 0.14         | 2.51          | 0.07         |
| <b>1222</b> Caj eksplisit oleh syarikat pengambilan deposit<br><i>Explicit charges by deposit-taking corporations</i>                                   | 1.71           | 0.03         | 4.00          | 0.07         | 0.10          | 0.00         | 0.08          | 0.00         |
| <b>1229</b> Perkhidmatan kewangan lain<br><i>Other financial services</i>   | 3.21           | 0.06         | 1.42          | 0.03         | 0.53          | 0.01         | 2.18          | 0.06         |

Jadual 4.2: Komposisi perbelanjaan penggunaan isi rumah bulanan mengikut subkumpulan perbelanjaan, negeri dan strata, Malaysia, 2024 (samb.)

Table 4.2: Composition of monthly household consumption expenditure by subgroups of expenditure, state and strata, Malaysia, 2024 (cont'd)

| Subkumpulan perbelanjaan<br>Subgroups of expenditure  |  | Jumlah / Total  |               |                 |               |                 |               |                 |               |
|---|--|-----------------|---------------|-----------------|---------------|-----------------|---------------|-----------------|---------------|
|   |  | Jumlah Total    |               | Johor           |               | Kedah           |               | Kelantan        |               |
|   |  | (RM)            | (%)           | (RM)            | (%)           | (RM)            | (%)           | (RM)            | (%)           |
| <b>Kumpulan</b>   | <b>13 Penjagaan Diri, Perlindungan Sosial dan Pelbagai Barangan dan Perkhidmatan</b><br><i>Personal Care, Social Protection and Miscellaneous Goods and Services</i> | <b>312.86</b>   | <b>5.62</b>   | <b>333.97</b>   | <b>5.64</b>   | <b>223.62</b>   | <b>5.56</b>   | <b>237.21</b>   | <b>6.20</b>   |
| <i>Group</i>  |  |                 |               |                 |               |                 |               |                 |               |
| <b>1311</b>   | <b>Perkakas elektrik untuk penjagaan diri</b><br><i>Electric appliances for personal care</i>  | 2.90            | 0.05          | 3.31            | 0.06          | 1.10            | 0.03          | 0.60            | 0.02          |
| <b>1312</b>   | <b>Lain-lain perkakas, artikel &amp; produk untuk penjagaan diri</b><br><i>Other appliances, articles &amp; products for personal care</i>                           | 141.68          | 2.54          | 188.23          | 3.18          | 111.13          | 2.76          | 111.60          | 2.92          |
| <b>1313</b>   | <b>Salon dandan rambut &amp; pusat dandan peribadi</b><br><i>Hairdressing salons &amp; personal grooming establishments</i>  | 53.43           | 0.96          | 75.91           | 1.28          | 25.61           | 0.63          | 23.76           | 0.62          |
| <b>1321</b>   | <b>Barang kemas &amp; jam tangan</b><br><i>Jewellery &amp; watches</i>   | 44.28           | 0.80          | 32.52           | 0.55          | 44.56           | 1.11          | 36.66           | 0.96          |
| <b>1322</b>   | <b>Artikel pemujaan &amp; artikel untuk perayaan keagamaan &amp; ritual</b><br><i>Devotional articles &amp; articles for religious &amp; ritual celebrations</i>     | 10.99           | 0.20          | 21.98           | 0.37          | 6.11            | 0.15          | 2.35            | 0.06          |
| <b>1329</b>   | <b>Barang peribadi lain yang tidak dikelaskan dimana-mana</b><br><i>Other personal effects n.e.c</i>   | 12.72           | 0.23          | 3.50            | 0.06          | 11.17           | 0.28          | 9.13            | 0.24          |
| <b>1330</b>   | <b>Perlindungan sosial</b><br><i>Social protection</i>   | 6.62            | 0.12          | 1.13            | 0.02          | 3.81            | 0.09          | 2.94            | 0.08          |
| <b>1390</b>   | <b>Lain-lain perkhidmatan</b><br><i>Other services</i>   | 40.24           | 0.72          | 7.39            | 0.12          | 20.00           | 0.51          | 50.17           | 1.31          |
| <b>Komposisi perbelanjaan penggunaan isi rumah bulanan (01-13)</b><br><i>Composition of monthly household consumption expenditure (01-13)</i> |  | <b>5,566.06</b> | <b>100.00</b> | <b>5,927.01</b> | <b>100.00</b> | <b>4,027.86</b> | <b>100.00</b> | <b>3,825.11</b> | <b>100.00</b> |

Jadual 4.2: Komposisi perbelanjaan penggunaan isi rumah bulanan mengikut subkumpulan perbelanjaan, negeri dan strata, Malaysia, 2024

Table 4.2: Composition of monthly household consumption expenditure by subgroups of expenditure, state and strata, Malaysia, 2024

| Subkumpulan perbelanjaan<br>Subgroups of expenditure |   | Jumlah / Total  |              |                 |              |               |              |               |              |
|--|---|-----------------|--------------|-----------------|--------------|---------------|--------------|---------------|--------------|
|  |   | Melaka          |              | Negeri Sembilan |              | Pahang        |              | Pulau Pinang  |              |
|  |   | (RM)            | (%)          | (RM)            | (%)          | (RM)          | (%)          | (RM)          | (%)          |
| <b>Kumpulan</b>                                      | <b>01 Makanan dan Minuman</b>   | <b>1,037.88</b> | <b>16.71</b> | <b>873.34</b>   | <b>17.07</b> | <b>862.20</b> | <b>19.74</b> | <b>680.18</b> | <b>11.63</b> |
| <i>Group</i>   | <i>Food and Beverages</i>   |                 |              |                 |              |               |              |               |              |
| 0111   | Bijirin & produk bijirin<br><i>Cereals &amp; cereal products</i>  | 130.36          | 2.10         | 122.10          | 2.39         | 114.32        | 2.62         | 90.91         | 1.56         |
| 0112   | Haiwan hidup, daging & bahagian lain bagi haiwan darat yang disembelih<br><i>Live animals, meat &amp; other parts of slaughtered land animals</i>                     | 125.55          | 2.02         | 174.44          | 3.41         | 115.99        | 2.66         | 93.30         | 1.60         |
| 0113   | Ikan & makanan laut lain<br><i>Fish &amp; other seafood</i>   | 281.03          | 4.52         | 211.03          | 4.13         | 212.11        | 4.86         | 166.02        | 2.84         |
| 0114   | Susu, produk tenusu lain & telur<br><i>Milk, other dairy products &amp; eggs</i>  | 65.09           | 1.05         | 62.69           | 1.23         | 64.56         | 1.48         | 60.47         | 1.03         |
| 0115   | Minyak & lemak<br><i>Oils &amp; fats</i>  | 43.68           | 0.70         | 30.62           | 0.60         | 36.72         | 0.84         | 25.76         | 0.44         |
| 0116   | Buah-buahan & kacang<br><i>Fruits &amp; nuts</i>  | 69.71           | 1.12         | 42.67           | 0.83         | 54.01         | 1.24         | 58.10         | 0.99         |
| 0117   | Sayur-sayuran, ubi, plantain, pisang sayuran & kekacang<br><i>Vegetables, tubers, plantains, cooking bananas &amp; pulses</i>   | 114.68          | 1.85         | 69.11           | 1.35         | 95.26         | 2.18         | 66.97         | 1.15         |
| 0118   | Gula, manisan & pencuci mulut<br><i>Sugar, confectionery &amp; desserts</i>   | 33.42           | 0.54         | 22.22           | 0.43         | 26.40         | 0.60         | 18.35         | 0.31         |
| 0119   | Makanan sedia dimakan & produk makanan lain<br><i>Ready-made food &amp; other food products</i>   | 129.67          | 2.09         | 104.53          | 2.04         | 108.26        | 2.48         | 69.09         | 1.18         |
| 0121   | Jus buah-buahan & sayur-sayuran<br><i>Fruit &amp; vegetable juices</i>  | 2.36            | 0.04         | 0.58            | 0.01         | 0.93          | 0.02         | 1.40          | 0.02         |
| 0122   | Kopi & pengganti kopi<br><i>Coffee &amp; coffee substitutes</i>   | 10.15           | 0.16         | 8.09            | 0.16         | 7.09          | 0.16         | 6.14          | 0.11         |
| 0123   | Teh, mate' & produk tumbuhan lain untuk seduhan<br><i>Tea, maté &amp; other plant products for infusion</i>   | 5.66            | 0.09         | 4.11            | 0.08         | 5.79          | 0.13         | 3.66          | 0.06         |
| 0124   | Minuman koko<br><i>Cocoa drinks</i>   | 8.76            | 0.14         | 8.47            | 0.17         | 6.84          | 0.16         | 9.01          | 0.15         |
| 0125   | Air<br><i>Water</i>   | 2.68            | 0.04         | 1.72            | 0.03         | 1.47          | 0.03         | 1.49          | 0.03         |
| 0126   | Minuman ringan<br><i>Soft drinks</i>  | 6.43            | 0.10         | 3.49            | 0.07         | 3.94          | 0.09         | 4.39          | 0.08         |
| 0129   | Minuman tidak beralkohol lain<br><i>Other non-alcoholic beverages</i>   | 8.61            | 0.14         | 7.47            | 0.15         | 8.41          | 0.19         | 5.03          | 0.09         |
| 0130   | Perkhidmatan pemprosesan barangan primer untuk makanan & minuman bukan alkohol<br><i>Services for processing primary goods for food &amp; non-alcoholic beverages</i> | 0.05            | 0.00         | 0.01            | 0.00         | 0.10          | 0.00         | 0.09          | 0.00         |

Jadual 4.2: Komposisi perbelanjaan penggunaan isi rumah bulanan mengikut subkumpulan perbelanjaan, negeri dan strata, Malaysia, 2024 (samb.)

Table 4.2: Composition of monthly household consumption expenditure by subgroups of expenditure, state and strata, Malaysia, 2024 (cont'd)

| Subkumpulan perbelanjaan<br>Subgroups of expenditure |   | Jumlah / Total  |              |                 |              |               |              |                 |              |
|--|---|-----------------|--------------|-----------------|--------------|---------------|--------------|-----------------|--------------|
|  |   | Melaka          |              | Negeri Sembilan |              | Pahang        |              | Pulau Pinang    |              |
|  |   | (RM)            | (%)          | (RM)            | (%)          | (RM)          | (%)          | (RM)            | (%)          |
| <b>Kumpulan</b>                                      | <b>02 Minuman Alkohol dan</b>   | <b>116.80</b>   | <b>1.88</b>  | <b>132.69</b>   | <b>2.59</b>  | <b>80.37</b>  | <b>1.84</b>  | <b>97.79</b>    | <b>1.67</b>  |
| <i>Group</i>   | <b>Tembakau</b><br><i>Alcoholic Beverages and Tobacco</i>   |                 |              |                 |              |               |              |                 |              |
|  | <b>0211 Arak &amp; minuman keras</b><br><i>Spirits &amp; liquors</i>  | 5.83            | 0.09         | 2.02            | 0.04         | 1.74          | 0.04         | 10.76           | 0.19         |
|  | <b>0212 Wain</b><br><i>Wine</i>   | 6.40            | 0.10         | 3.24            | 0.06         | 3.25          | 0.07         | 7.21            | 0.12         |
|  | <b>0213 Bir</b><br><i>Beer</i>  | 29.84           | 0.48         | 21.86           | 0.43         | 14.18         | 0.32         | 41.11           | 0.70         |
|  | <b>0219 Minuman beralkohol lain</b><br><i>Other alcoholic beverages</i>   | 0.06            | 0.00         | 0.12            | 0.00         | 0.01          | 0.00         | 0.07            | 0.00         |
|  | <b>0220 Perkhidmatan penghasilan alkohol</b><br><i>Alcohol production services</i>  | -               | -            | 0.00            | 0.00         | -             | -            | -               | -            |
|  | <b>0230 Tembakau</b><br><i>Tobacco</i>  | 74.64           | 1.20         | 105.40          | 2.06         | 61.09         | 1.40         | 38.56           | 0.66         |
|  | <b>0240 Lain-lain</b><br><i>Others</i>  | 0.03            | 0.00         | 0.05            | 0.00         | 0.10          | 0.00         | 0.08            | 0.00         |
| <b>Kumpulan</b>                                      | <b>03 Pakaian dan Kasut</b>   | <b>278.70</b>   | <b>4.49</b>  | <b>138.37</b>   | <b>2.71</b>  | <b>122.64</b> | <b>2.81</b>  | <b>165.29</b>   | <b>2.83</b>  |
| <i>Group</i>   | <i>Clothing and Footwear</i>  |                 |              |                 |              |               |              |                 |              |
|  | <b>0311 Material pakaian</b><br><i>Clothing materials</i>   | 3.22            | 0.05         | 0.58            | 0.01         | 0.37          | 0.01         | 0.43            | 0.01         |
|  | <b>0312 Pakaian</b><br><i>Garments</i>  | 202.46          | 3.26         | 104.24          | 2.04         | 91.28         | 2.09         | 118.01          | 2.02         |
|  | <b>0313 Lain-lain jenis pakaian &amp; aksesori pakaian</b><br><i>Other articles of clothing &amp; clothing accessories</i>          | 16.23           | 0.26         | 7.54            | 0.15         | 7.66          | 0.18         | 6.12            | 0.10         |
|  | <b>0314 Pencucian, pembaikan, menjahit &amp; sewa pakaian</b><br><i>Cleaning, repair, tailoring &amp; hire of clothing</i>          | 6.45            | 0.10         | 2.26            | 0.04         | 2.22          | 0.05         | 3.91            | 0.07         |
|  | <b>0321 Kasut &amp; lain-lain jenis alas kaki</b><br><i>Shoes &amp; other footwear</i>  | 49.63           | 0.80         | 23.56           | 0.46         | 20.97         | 0.48         | 36.45           | 0.62         |
|  | <b>0322 Pencucian, pembaikan &amp; sewa kasut</b><br><i>Cleaning, repair &amp; hire of footwear</i>                                 | 0.71            | 0.00         | 0.19            | 0.00         | 0.14          | 0.00         | 0.37            | 0.01         |
| <b>Kumpulan</b>                                      | <b>04 Perumahan, Air, Elektrik, Gas dan Bahan Api Lain</b>  | <b>1,150.63</b> | <b>18.52</b> | <b>1,061.03</b> | <b>20.74</b> | <b>875.00</b> | <b>20.03</b> | <b>1,426.99</b> | <b>24.39</b> |
| <i>Group</i>   | <i>Housing, Water, Electricity, Gas and Other Fuels</i>   |                 |              |                 |              |               |              |                 |              |
|  | <b>0411 Sewa sebenar yang dibayar oleh penyewa untuk kediaman utama</b><br><i>Actual rentals paid by tenants for main residence</i> | 112.01          | 1.80         | 142.06          | 2.78         | 114.74        | 2.62         | 207.47          | 3.54         |
|  | <b>0412 Lain-lain sewa sebenar</b><br><i>Other actual rentals</i>   | 0.92            | 0.02         | 0.00            | 0.00         | 1.00          | 0.02         | -               | -            |

Jadual 4.2: Komposisi perbelanjaan penggunaan isi rumah bulanan mengikut subkumpulan perbelanjaan, negeri dan strata, Malaysia, 2024 (samb.)

Table 4.2: Composition of monthly household consumption expenditure by subgroups of expenditure, state and strata, Malaysia, 2024 (cont'd)

| Subkumpulan perbelanjaan<br>Subgroups of expenditure   | Jumlah / Total |             |                 |             |               |             |               |             |
|--|----------------|-------------|-----------------|-------------|---------------|-------------|---------------|-------------|
|  | Melaka         |             | Negeri Sembilan |             | Pahang        |             | Pulau Pinang  |             |
|  | (RM)           | (%)         | (RM)            | (%)         | (RM)          | (%)         | (RM)          | (%)         |
| <b>0421</b> Sewa dinilai untuk kediaman utama<br><i>Imputed rentals of owner-occupiers for main residence</i>  | 648.43         | 10.44       | 650.01          | 12.71       | 520.90        | 11.92       | 899.04        | 15.37       |
| <b>0422</b> Lain-lain sewa dinilai<br><i>Other imputed rentals</i>   | 5.88           | 0.09        | 16.03           | 0.31        | 0.41          | 0.01        | 0.52          | 0.01        |
| <b>0431</b> Kelengkapan keselamatan & bahan-bahan untuk pembaikan & penyelenggaraan rumah kediaman<br><i>Security equipment &amp; materials for the maintenance &amp; repair of the dwelling</i> | 50.80          | 0.82        | 7.51            | 0.15        | 27.76         | 0.64        | 18.20         | 0.31        |
| <b>0432</b> Bayaran perkhidmatan penyelenggaraan, pembaikan & keselamatan rumah kediaman<br><i>Services for the maintenance, repair &amp; security of the dwelling</i>                           | 70.43          | 1.13        | 29.83           | 0.58        | 5.28          | 0.12        | 62.80         | 1.07        |
| <b>0441</b> Bekalan air<br><i>Water supply</i>   | 49.61          | 0.80        | 42.55           | 0.83        | 39.87         | 0.91        | 50.25         | 0.86        |
| <b>0442</b> Kutipan sampah<br><i>Refuse collection</i>   | 0.36           | 0.01        | 0.65            | 0.01        | 1.30          | 0.03        | 1.60          | 0.03        |
| <b>0443</b> Pembentungan<br><i>Sewage collection</i>   | 4.44           | 0.70        | 6.45            | 0.13        | 1.63          | 0.04        | 7.15          | 0.12        |
| <b>0444</b> Perkhidmatan lain berkaitan rumah kediaman<br><i>Other services relating to the dwelling n.e.c</i>   | 10.08          | 0.16        | 1.81            | 0.04        | 1.65          | 0.04        | 17.99         | 0.31        |
| <b>0451</b> Bekalan elektrik<br><i>Electricity</i>   | 183.68         | 2.96        | 152.56          | 2.98        | 137.10        | 3.14        | 152.61        | 2.61        |
| <b>0452</b> Gas<br><i>Gas</i>  | 13.51          | 0.22        | 11.23           | 0.22        | 22.60         | 0.52        | 8.22          | 0.14        |
| <b>0453</b> Bahan api cecair<br><i>Liquid fuels</i>  | 0.23           | 0.00        | 0.19            | 0.00        | 0.44          | 0.01        | 0.06          | 0.00        |
| <b>0454</b> Bahan api pepejal<br><i>Solid fuels</i>  | 0.19           | 0.00        | 0.17            | 0.00        | 0.32          | 0.01        | 0.05          | 0.00        |
| <b>0455</b> Lain lain bahan tenaga untuk pemanasan & penyejukan<br><i>Other energy for heating &amp; cooling</i>   | -              | -           | 0.00            | 0.00        | 0.00          | 0.00        | 1.03          | 0.02        |
| <b>Kumpulan Group</b> <b>05</b> Hiasan, Perkakasan dan Penyelenggaraan Isi Rumah<br><i>Furnishings, Household Equipment and Routine Household Maintenance</i>                                    | <b>400.23</b>  | <b>6.44</b> | <b>212.02</b>   | <b>4.14</b> | <b>206.64</b> | <b>4.73</b> | <b>290.85</b> | <b>4.97</b> |
| <b>0511</b> Perabot, kelengkapan & permaidani<br><i>Furniture, furnishings &amp; loose carpets</i>   | 132.89         | 2.14        | 47.22           | 0.92        | 62.63         | 1.43        | 108.90        | 1.86        |
| <b>0512</b> Pembaikan, pemasangan & sewa perabot, kelengkapan & permaidani<br><i>Repair, installation &amp; hire of furniture, furnishings &amp; loose carpets</i>                               | 1.24           | 0.02        | 0.88            | 0.02        | 2.57          | 0.06        | 1.92          | 0.03        |
| <b>0521</b> Tekstil isi rumah<br><i>Household textiles</i>   | 27.46          | 0.44        | 6.30            | 0.12        | 6.86          | 0.16        | 14.86         | 0.26        |

Jadual 4.2: Komposisi perbelanjaan penggunaan isi rumah bulanan mengikut subkumpulan perbelanjaan, negeri dan strata, Malaysia, 2024 (samb.)

Table 4.2: Composition of monthly household consumption expenditure by subgroups of expenditure, state and strata, Malaysia, 2024 (cont'd)

| Subkumpulan perbelanjaan<br>Subgroups of expenditure  | Jumlah / Total |             |                 |             |               |             |               |             |
|---|----------------|-------------|-----------------|-------------|---------------|-------------|---------------|-------------|
|   | Melaka         |             | Negeri Sembilan |             | Pahang        |             | Pulau Pinang  |             |
|   | (RM)           | (%)         | (RM)            | (%)         | (RM)          | (%)         | (RM)          | (%)         |
| <b>0522</b> Pembaikan, sewa & khidmat jahitan tekstil isi rumah<br><i>Repair, hire &amp; sewing services of household textiles</i>                              | 0.65           | 0.01        | 0.02            | 0.00        | 0.03          | 0.00        | 0.86          | 0.02        |
| <b>0531</b> Perkakasan utama isi rumah sama ada elektrik atau bukan elektrik<br><i>Major household appliances, whether electric or not</i>                      | 69.68          | 1.12        | 28.37           | 0.55        | 28.60         | 0.65        | 49.76         | 0.85        |
| <b>0532</b> Kelengkapan elektrik kecil isi rumah<br><i>Small household appliances</i>   | 16.41          | 0.26        | 6.57            | 0.13        | 6.96          | 0.16        | 11.32         | 0.19        |
| <b>0533</b> Pembaikan, pemasangan & sewa perkakas isi rumah<br><i>Repair, installation &amp; hire of household appliances</i>                                   | 18.48          | 0.30        | 26.71           | 0.52        | 17.92         | 0.41        | 7.76          | 0.13        |
| <b>0540</b> Barang kaca, pinggan mangkuk & peralatan dapur isi rumah<br><i>Glassware, tableware &amp; household utensils</i>                                    | 11.37          | 0.18        | 4.94            | 0.10        | 5.94          | 0.14        | 6.96          | 0.12        |
| <b>0551</b> Alat-alat & peralatan bermotor<br><i>Motorized tools &amp; equipment</i>  | 3.13           | 0.50        | 2.04            | 0.04        | 2.54          | 0.06        | 0.84          | 0.01        |
| <b>0552</b> Alat-alat tidak bermotor & pelbagai aksesori<br><i>Non-motorized tools &amp; miscellaneous accessories</i>  | 4.18           | 0.07        | 2.22            | 0.04        | 3.10          | 0.07        | 1.56          | 0.03        |
| <b>0553</b> Pembaikan & sewa alat-alat & peralatan bermotor & tidak bermotor<br><i>Repair &amp; hire of motorized &amp; non-motorized tools &amp; equipment</i> | 0.23           | 0.00        | 0.35            | 0.01        | 0.03          | 0.00        | 0.19          | 0.00        |
| <b>0561</b> Barang-barang isi rumah tidak tahan lama<br><i>Non-durable household goods</i>  | 63.96          | 1.03        | 50.41           | 0.99        | 52.78         | 1.21        | 45.96         | 0.79        |
| <b>0562</b> Perkhidmatan domestik & perkhidmatan urusan rumah tangga<br><i>Domestic services &amp; household services</i>                                       | 50.56          | 0.81        | 35.99           | 0.70        | 16.68         | 0.38        | 39.96         | 0.68        |
| <b>Kumpulan 06 Kesihatan</b><br><i>Group Health</i>   | <b>213.03</b>  | <b>3.43</b> | <b>142.41</b>   | <b>2.78</b> | <b>129.54</b> | <b>2.97</b> | <b>162.51</b> | <b>2.78</b> |
| <b>0611</b> Ubat-ubatan<br><i>Medicines</i>   | 73.31          | 1.18        | 63.28           | 1.24        | 70.75         | 1.62        | 71.81         | 1.23        |
| <b>0612</b> Produk perubatan<br><i>Medical products</i>   | 16.91          | 0.27        | 14.73           | 0.29        | 11.88         | 0.27        | 9.83          | 0.17        |
| <b>0613</b> Produk bantu<br><i>Assistive products</i>   | 26.84          | 0.43        | 17.95           | 0.35        | 17.37         | 0.40        | 20.74         | 0.35        |
| <b>0614</b> Membaiki, menyewa & menyelenggara produk perubatan & bantuan<br><i>Repair, rental &amp; maintenance of medical &amp; assistive products</i>         | 0.89           | 0.01        | 0.07            | 0.00        | 0.10          | 0.00        | 0.34          | 0.01        |
| <b>0621</b> Perkhidmatan penjagaan pencegahan<br><i>Preventive care services</i>  | 1.70           | 0.03        | 4.15            | 0.08        | 0.38          | 0.01        | 6.16          | 0.11        |
| <b>0622</b> Perkhidmatan pergigian pesakit luar<br><i>Outpatient dental services</i>  | 39.61          | 0.64        | 12.73           | 0.25        | 15.59         | 0.36        | 15.99         | 0.27        |

Jadual 4.2: Komposisi perbelanjaan penggunaan isi rumah bulanan mengikut subkumpulan perbelanjaan, negeri dan strata, Malaysia, 2024 (samb.)

Table 4.2: Composition of monthly household consumption expenditure by subgroups of expenditure, state and strata, Malaysia, 2024 (cont'd)

| Subkumpulan perbelanjaan<br>Subgroups of expenditure<br>(RM) |  | Jumlah / Total |              |                 |              |               |              |               |             |
|--|--|----------------|--------------|-----------------|--------------|---------------|--------------|---------------|-------------|
|  |  | Melaka         |              | Negeri Sembilan |              | Pahang        |              | Pulau Pinang  |             |
|  |  | (RM)           | (%)          | (RM)            | (%)          | (RM)          | (%)          | (RM)          | (%)         |
| 0623   | Perkhidmatan rawatan pesakit luar yang lain (tidak termasuk perkhidmatan pergigian)<br><i>Other outpatient care services (excluding preventive &amp; dental)</i> | 35.85          | 0.58         | 21.76           | 0.43         | 10.96         | 0.25         | 24.41         | 0.42        |
| 0631   | Perkhidmatan kuratif & pemulihan pesakit dalam<br><i>Inpatient curative &amp; rehabilitative</i>   | 14.58          | 0.24         | 6.74            | 0.13         | 1.68          | 0.04         | 9.18          | 0.16        |
| 0632   | Perkhidmatan rawatan jangka panjang pesakit dalam<br><i>Inpatient long term care services</i>  | 0.69           | 0.01         | 0.20            | 0.00         | 0.58          | 0.01         | 3.19          | 0.05        |
| 0641   | Perkhidmatan pengimejan diagnostik & perkhidmatan makmal perubatan<br><i>Diagnostic imaging services &amp; medical laboratory services</i>                       | 2.54           | 0.40         | 0.57            | 0.01         | 0.25          | 0.01         | 0.82          | 0.01        |
| 0642   | Perkhidmatan pengangkutan kecemasan pesakit & penyelamatan kecemasan<br><i>Patient emergency transportation services &amp; emergency rescue</i>                  | -              | -            | 0.22            | 0.00         | 0.00          | 0.00         | 0.04          | 0.00        |
| 0643   | Perkhidmatan yang tidak dikelaskan di tempat lain<br><i>Services not classified elsewhere</i>  | 0.11           | 0.00         | 0.00            | 0.00         | 0.00          | 0.00         | -             | -           |
| <b>Kumpulan Group</b>  | <b>07 Pengangkutan Transport</b>   | <b>809.87</b>  | <b>13.03</b> | <b>584.35</b>   | <b>11.42</b> | <b>482.53</b> | <b>11.05</b> | <b>521.25</b> | <b>8.91</b> |
| 0711   | Motokar<br><i>Motor cars</i>   | 127.83         | 2.06         | 12.46           | 0.24         | 27.06         | 0.62         | 37.89         | 0.65        |
| 0712   | Motosikal<br><i>Motorcycles</i>  | 10.21          | 0.16         | 3.62            | 0.07         | 3.16          | 0.07         | 5.27          | 0.09        |
| 0713   | Basikal<br><i>Bicycles</i>   | 3.21           | 0.05         | 1.40            | 0.03         | 1.69          | 0.04         | 1.33          | 0.02        |
| 0721   | Alat ganti & aksesori untuk kelengkapan pengangkutan persendirian<br><i>Parts &amp; accessories for personal transport equipment</i>                             | 47.03          | 0.75         | 17.43           | 0.34         | 22.71         | 0.52         | 15.02         | 0.26        |
| 0722   | Bahan api & pelincir untuk kelengkapan pengangkutan persendirian<br><i>Fuels &amp; lubricants for personal transport equipment</i>                               | 401.83         | 6.47         | 355.40          | 6.95         | 291.26        | 6.66         | 279.70        | 4.78        |
| 0723   | Penyelenggaraan & pembaikan kelengkapan kenderaan persendirian<br><i>Maintenance &amp; repair of personal transport equipment</i>                                | 146.78         | 2.36         | 124.60          | 2.44         | 101.72        | 2.33         | 126.39        | 2.16        |
| 0724   | Perkhidmatan lain berkenaan kelengkapan pengangkutan persendirian<br><i>Other services in respect of personal transport equipment</i>                            | 33.72          | 0.54         | 27.29           | 0.53         | 16.98         | 0.39         | 19.01         | 0.32        |

Jadual 4.2: Komposisi perbelanjaan penggunaan isi rumah bulanan mengikut subkumpulan perbelanjaan, negeri dan strata, Malaysia, 2024 (samb.)

Table 4.2: Composition of monthly household consumption expenditure by subgroups of expenditure, state and strata, Malaysia, 2024 (cont'd)

| Subkumpulan perbelanjaan<br>Subgroups of expenditure   | Jumlah / Total |             |                 |             |               |             |               |             |
|--|----------------|-------------|-----------------|-------------|---------------|-------------|---------------|-------------|
|  | Melaka         |             | Negeri Sembilan |             | Pahang        |             | Pulau Pinang  |             |
|  | (RM)           | (%)         | (RM)            | (%)         | (RM)          | (%)         | (RM)          | (%)         |
| 0731 Pengangkutan penumpang menggunakan laluan rel<br><i>Passenger transport by railway</i>  | 0.72           | 0.01        | 0.67            | 0.01        | 0.02          | 0.00        | 0.86          | 0.01        |
| 0732 Pengangkutan penumpang menggunakan jalan raya<br><i>Passenger transport by road</i>   | 11.83          | 0.19        | 11.91           | 0.23        | 6.44          | 0.15        | 19.79         | 0.34        |
| 0733 Pengangkutan penumpang melalui udara<br><i>Passenger transport by air</i>   | 18.84          | 0.30        | 22.09           | 0.43        | 2.88          | 0.07        | 12.04         | 0.21        |
| 0734 Pengangkutan penumpang melalui laut & air daratan<br><i>Passenger transport by sea &amp; inland waterway</i>  | 0.12           | 0.00        | 1.24            | 0.02        | 0.22          | 0.01        | 0.53          | 0.01        |
| 0735 Pengangkutan penumpang gabungan<br><i>Combined passenger transport</i>  | -              | -           | 0.03            | 0.00        | 0.08          | 0.00        | 0.05          | 0.00        |
| 0736 Bayaran perkhidmatan pengangkutan lain<br><i>Other purchased transport services</i>   | 0.20           | 0.00        | 0.61            | 0.01        | 0.59          | 0.01        | 0.23          | 0.00        |
| 0741 Perkhidmatan pos & kurier<br><i>Postal &amp; courier services</i>   | 2.66           | 0.04        | 4.21            | 0.08        | 5.68          | 0.13        | 0.94          | 0.02        |
| 0749 Pengangkutan barang-barang lain<br><i>Other transport of goods</i>  | 4.92           | 0.08        | 1.39            | 0.03        | 2.04          | 0.05        | 2.20          | 0.04        |
| <b>Kumpulan 08 Maklumat dan Komunikasi</b><br><i>Group Information and Communication</i>   | <b>369.30</b>  | <b>5.94</b> | <b>286.64</b>   | <b>5.60</b> | <b>300.45</b> | <b>6.88</b> | <b>345.07</b> | <b>5.90</b> |
| 0811 Peralatan telefon tetap<br><i>Fixed telephone equipment</i>   | 0.02           | 0.00        | 0.15            | 0.00        | 0.03          | 0.00        | 0.07          | 0.00        |
| 0812 Peralatan telefon bimbit<br><i>Mobile telephone equipment</i>   | 42.47          | 0.68        | 13.98           | 0.27        | 34.84         | 0.80        | 27.10         | 0.46        |
| 0813 Peralatan pemprosesan maklumat<br><i>Information processing equipment</i>   | 27.68          | 0.45        | 13.75           | 0.27        | 44.48         | 1.02        | 23.41         | 0.40        |
| 0814 Peralatan untuk penerimaan, rakaman & penghasilan suara & penglihatan<br><i>Equipment for the reception, recording &amp; reproduction of sound &amp; vision</i> | 17.77          | 0.29        | 6.12            | 0.12        | 7.33          | 0.17        | 16.89         | 0.29        |
| 0815 Media rakaman tidak direkod<br><i>Unrecorded recording media</i>  | 0.54           | 0.01        | 0.44            | 0.01        | 0.31          | 0.01        | 0.32          | 0.01        |
| 0819 Peralatan & aksesori maklumat & komunikasi lain<br><i>Other information &amp; communication equipment &amp; accessories</i>                                     | 15.43          | 0.25        | 5.88            | 0.11        | 10.68         | 0.24        | 18.37         | 0.31        |
| 0820 Perisian (tidak termasuk perisian permainan)<br><i>Software (excluding games)</i>   | 0.18           | 0.00        | 0.13            | 0.00        | 0.02          | 0.00        | 0.05          | 0.00        |
| 0831 Perkhidmatan komunikasi tetap<br><i>Fixed communication services</i>  | 3.69           | 0.06        | 4.97            | 0.10        | 1.26          | 0.03        | 3.32          | 0.06        |
| 0832 Perkhidmatan komunikasi mudah alih<br><i>Mobile communication services</i>  | 131.48         | 2.12        | 94.28           | 1.84        | 117.74        | 2.70        | 131.40        | 2.24        |

Jadual 4.2: Komposisi perbelanjaan penggunaan isi rumah bulanan mengikut subkumpulan perbelanjaan, negeri dan strata, Malaysia, 2024 (samb.)

Table 4.2: Composition of monthly household consumption expenditure by subgroups of expenditure, state and strata, Malaysia, 2024 (cont'd)

| Subkumpulan perbelanjaan<br>Subgroups of expenditure   | Jumlah / Total |             |                 |             |               |             |               |             |
|--|----------------|-------------|-----------------|-------------|---------------|-------------|---------------|-------------|
|  | Melaka         |             | Negeri Sembilan |             | Pahang        |             | Pulau Pinang  |             |
|  | (RM)           | (%)         | (RM)            | (%)         | (RM)          | (%)         | (RM)          | (%)         |
| 0833 Perkhidmatan penyediaan akses internet & net storage services<br><i>Internet access provision services &amp; net storage services</i>   | 31.43          | 0.51        | 54.01           | 1.06        | 25.50         | 0.58        | 56.67         | 0.97        |
| 0834 Perkhidmatan telekomunikasi gabungan<br><i>Bundled telecommunication services</i>   | 46.48          | 0.75        | 35.11           | 0.69        | 15.40         | 0.35        | 28.55         | 0.49        |
| 0835 Pembaikan & sewaan peralatan maklumat & komunikasi<br><i>Repair &amp; rental of information &amp; communication equipment</i>   | 1.85           | 0.03        | 2.15            | 0.04        | 1.22          | 0.03        | 1.11          | 0.02        |
| 0839 Perkhidmatan maklumat & komunikasi lain<br><i>Other information &amp; communication services</i>  | 50.30          | 0.81        | 55.67           | 1.09        | 41.64         | 0.95        | 37.81         | 0.65        |
| <b>Kumpulan 09 Rekreasi, Sukan dan Kebudayaan</b><br><i>Group Recreation, Sport and Culture</i>  | <b>287.39</b>  | <b>4.63</b> | <b>217.27</b>   | <b>4.25</b> | <b>182.09</b> | <b>4.17</b> | <b>184.02</b> | <b>3.15</b> |
| 0911 Peralatan fotografi & kelengkapan sinematografi & alatan optik<br><i>Photographic &amp; cinematographic equipment &amp; optical instruments</i>                                       | 4.19           | 0.07        | 2.84            | 0.06        | 0.69          | 0.02        | 2.77          | 0.08        |
| 0912 Barang-barang tahan lama utama untuk rekreasi<br><i>Major durables for recreation</i>   | 11.75          | 0.19        | 2.07            | 0.04        | 4.50          | 0.10        | 2.58          | 0.05        |
| 0921 Permainan, mainan & hobi<br><i>Games, toys &amp; hobbies</i>  | 15.67          | 0.25        | 14.32           | 0.28        | 13.20         | 0.30        | 14.12         | 0.24        |
| 0922 Kelengkapan untuk bersukan, perkhemahan & rekreasi terbuka<br><i>Equipment for sport, camping &amp; open-air recreation</i>   | 9.80           | 0.16        | 7.82            | 0.15        | 4.07          | 0.09        | 5.14          | 0.09        |
| 0931 Produk kebun, tanaman & bunga<br><i>Garden products, plants &amp; flowers</i>   | 15.00          | 0.24        | 12.43           | 0.24        | 10.06         | 0.23        | 4.54          | 0.08        |
| 0932 Binatang peliharaan & produk untuk binatang peliharaan<br><i>Pets &amp; products for pets</i>   | 29.20          | 0.47        | 31.00           | 0.61        | 14.88         | 0.34        | 11.22         | 0.19        |
| 0941 Sewa & pembaikan peralatan fotografi & kelengkapan sinematografi & alatan optik<br><i>Hire &amp; repair of photographic &amp; cinematographic equipment &amp; optical instruments</i> | 0.25           | 0.00        | 0.14            | 0.00        | 0.03          | 0.00        | 0.14          | 0.00        |
| 0942 Sewa, penyelenggaraan & pembaikan barang-barang tahan lama utama untuk rekreasi<br><i>Hire, maintenance &amp; repair of major durables for recreation</i>                             | 0.57           | 0.01        | 0.38            | 0.01        | 0.11          | 0.00        | 0.03          | 0.00        |
| 0943 Sewa & pembaikan permainan, mainan & hobi<br><i>Hire &amp; repair of games, toys &amp; hobbies</i>  | 0.38           | 0.01        | 1.67            | 0.03        | 0.06          | 0.00        | 0.74          | 0.01        |

Jadual 4.2: Komposisi perbelanjaan penggunaan isi rumah bulanan mengikut subkumpulan perbelanjaan, negeri dan strata, Malaysia, 2024 (samb.)

Table 4.2: Composition of monthly household consumption expenditure by subgroups of expenditure, state and strata, Malaysia, 2024 (cont'd)

| Subkumpulan perbelanjaan<br>Subgroups of expenditure  | Jumlah / Total |             |                 |             |              |             |              |             |
|---|----------------|-------------|-----------------|-------------|--------------|-------------|--------------|-------------|
|   | Melaka         |             | Negeri Sembilan |             | Pahang       |             | Pulau Pinang |             |
|   | (RM)           | (%)         | (RM)            | (%)         | (RM)         | (%)         | (RM)         | (%)         |
| <b>0944 Sewa &amp; pembaikan kelengkapan untuk bersukan, perkhemahan &amp; rekreasi terbuka</b><br><i>Hire &amp; repair of equipment for sport, camping &amp; open air-recreation</i> | 1.81           | 0.03        | 1.18            | 0.02        | 0.08         | 0.00        | 0.07         | 0.00        |
| <b>0945 Veterinar &amp; lain-lain perkhidmatan untuk binatang peliharaan</b><br><i>Veterinary &amp; other services for pets</i>   | 6.00           | 0.10        | 7.56            | 0.15        | 4.39         | 0.10        | 4.70         | 0.08        |
| <b>0946 Perkhidmatan rekreasi &amp; sukan</b><br><i>Recreational &amp; sporting services</i>  | 32.92          | 0.53        | 45.61           | 0.89        | 17.72        | 0.41        | 36.77        | 0.63        |
| <b>0947 Permainan nasib</b><br><i>Games of chance</i>   | 16.36          | 0.26        | 24.76           | 0.48        | 8.33         | 0.19        | 33.45        | 0.57        |
| <b>0951 Alat muzik</b><br><i>Musical instruments</i>  | 2.23           | 0.04        | 3.35            | 0.07        | 0.52         | 0.01        | 1.61         | 0.03        |
| <b>0952 Media pandang dengar</b><br><i>Audio-visual media</i>   | 0.01           | 0.00        | 0.02            | 0.00        | -            | -           | 0.01         | 0.00        |
| <b>0961 Perkhidmatan yang disediakan oleh panggung wayang, teater &amp; tempat konsert</b><br><i>Services provided by cinemas, theatres &amp; concert venues</i>                      | 20.58          | 0.33        | 21.83           | 0.43        | 18.39        | 0.42        | 20.55        | 0.35        |
| <b>0962 Perkhidmatan yang disediakan oleh muzium, perpustakaan &amp; tapak kebudayaan</b><br><i>Services provided by museums, libraries &amp; cultural sites</i>                      | 12.01          | 0.20        | 6.17            | 0.12        | 6.16         | 0.14        | 4.90         | 0.08        |
| <b>0963 Perkhidmatan fotografi</b><br><i>Photographic services</i>  | 1.34           | 0.02        | 0.79            | 0.02        | 0.21         | 0.01        | 1.69         | 0.03        |
| <b>0969 Lain-lain perkhidmatan kebudayaan</b><br><i>Other cultural services</i>   | 0.08           | 0.00        | 0.02            | 0.00        | 0.03         | 0.00        | 0.20         | 0.00        |
| <b>0971 Buku</b><br><i>Books</i>  | 2.03           | 0.03        | 2.02            | 0.04        | 1.09         | 0.03        | 1.58         | 0.03        |
| <b>0972 Surat khabar &amp; bacaan berkala</b><br><i>Newspapers &amp; periodicals</i>  | 1.57           | 0.03        | 3.01            | 0.06        | 0.38         | 0.01        | 0.67         | 0.01        |
| <b>0973 Pelbagai perkara bercetak</b><br><i>Miscellaneous printed matter</i>  | 0.24           | 0.00        | 0.43            | 0.01        | 0.31         | 0.01        | 0.05         | 0.00        |
| <b>0974 Alat tulis &amp; bahan lukisan</b><br><i>Stationery &amp; drawing materials</i>   | 14.68          | 0.24        | 16.32           | 0.32        | 10.63        | 0.24        | 6.72         | 0.12        |
| <b>0980 Pakej percutian</b><br><i>Package holidays</i>  | 88.67          | 1.43        | 11.55           | 0.23        | 66.25        | 1.52        | 29.77        | 0.51        |
| <b>Kumpulan 10 Perkhidmatan Pendidikan</b><br><i>Group Education Services</i>   | <b>66.90</b>   | <b>1.08</b> | <b>79.95</b>    | <b>1.56</b> | <b>90.35</b> | <b>2.07</b> | <b>96.84</b> | <b>1.66</b> |
| <b>1010 Pendidikan peringkat pra sekolah &amp; sekolah rendah</b><br><i>Pre-primary &amp; primary school education</i>  | 26.49          | 0.43        | 39.66           | 0.78        | 40.40        | 0.93        | 59.25        | 1.02        |
| <b>1020 Pendidikan peringkat menengah</b><br><i>Secondary education</i>   | 5.74           | 0.09        | 9.09            | 0.18        | 13.23        | 0.30        | 14.78        | 0.25        |

Jadual 4.2: Komposisi perbelanjaan penggunaan isi rumah bulanan mengikut subkumpulan perbelanjaan, negeri dan strata, Malaysia, 2024 (samb.)

Table 4.2: Composition of monthly household consumption expenditure by subgroups of expenditure, state and strata Malaysia, 2024 (cont'd)

| Subkumpulan perbelanjaan<br>Subgroups of expenditure |   | Jumlah / Total |              |                 |              |               |              |                 |              |
|--|---|----------------|--------------|-----------------|--------------|---------------|--------------|-----------------|--------------|
|  |   | Melaka         |              | Negeri Sembilan |              | Pahang        |              | Pulau Pinang    |              |
|  |   | (RM)           | (%)          | (RM)            | (%)          | (RM)          | (%)          | (RM)            | (%)          |
| 1030   | Pendidikan peringkat lepasan menengah bukan tertiar<br><i>Post-secondary non-tertiary education</i>   | 0.28           | 0.17         | 8.26            | 0.16         | 4.10          | 0.09         | 5.98            | 0.10         |
| 1040   | Pendidikan peringkat diploma & ke atas<br><i>Diploma level education &amp; above</i>  | 0.34           | 0.20         | 4.83            | 0.09         | 2.31          | 0.06         | 3.83            | 0.07         |
| 1050   | Pendidikan yang tidak dikelaskan mengikut peringkat<br><i>Education not definable by level</i>  | 1.70           | 0.19         | 18.11           | 0.35         | 30.31         | 0.69         | 13.00           | 0.22         |
| <b>Kumpulan Group</b>                                | <b>11 Restoran dan Perkhidmatan Penginapan</b><br><i>Restaurants and Accommodation Services</i>   | <b>773.86</b>  | <b>12.46</b> | <b>738.56</b>   | <b>14.44</b> | <b>625.23</b> | <b>14.31</b> | <b>1,177.85</b> | <b>20.13</b> |
| 1110   | Restoran, kafe, kantin, kafetaria, dewan makan & seumpamanya<br><i>Restaurants, cafés, canteens, cafeterias, refectories &amp; the like</i> | 533.08         | 11.31        | 691.74          | 13.52        | 598.79        | 13.71        | 1,136.60        | 19.43        |
| 1113   | Pembelian makanan dari lain-lain medium<br><i>Food purchase from other medium</i>   | 3.61           | 0.10         | 10.20           | 0.20         | 4.27          | 0.10         | 3.63            | 0.06         |
| 1120   | Perkhidmatan penginapan<br><i>Accommodation services</i>  | 63.98          | 1.06         | 36.62           | 0.72         | 22.18         | 0.50         | 37.62           | 0.64         |
| <b>Kumpulan Group</b>                                | <b>12 Insurans dan Perkhidmatan Kewangan</b><br><i>Insurance and Financial Services</i>   | <b>245.37</b>  | <b>3.95</b>  | <b>292.72</b>   | <b>5.72</b>  | <b>166.93</b> | <b>3.82</b>  | <b>375.28</b>   | <b>6.41</b>  |
| 1211   | Insurans nyawa & kemalangan<br><i>Life &amp; accident insurance</i>   | 79.45          | 1.28         | 71.14           | 1.39         | 19.15         | 0.43         | 114.27          | 1.96         |
| 1212   | Insurans berkaitan dengan kesihatan<br><i>Insurance connected with health</i>   | 51.96          | 0.84         | 71.60           | 1.40         | 31.91         | 0.73         | 169.18          | 2.89         |
| 1213   | Insurans berkaitan dengan kediaman<br><i>Insurance connected with the dwelling</i>  | 0.65           | 0.01         | 0.51            | 0.01         | 0.08          | 0.00         | 2.68            | 0.05         |
| 1214   | Insurans berkaitan dengan pengangkutan<br><i>Insurance connected with transport</i>   | 75.00          | 1.21         | 124.67          | 2.44         | 94.23         | 2.16         | 82.72           | 1.41         |
| 1219   | Insurans lain<br><i>Other insurance</i>   | 28.62          | 0.46         | 7.06            | 0.14         | 3.80          | 0.09         | 1.84            | 0.03         |
| 1221   | Perkhidmatan perantara kewangan diukur secara tidak langsung<br><i>Financial intermediation services indirectly measured</i>                | -              | -            | 13.43           | 0.26         | 5.98          | 0.14         | 0.03            | 0.00         |
| 1222   | Caj eksplisit oleh syarikat pengambilan deposit<br><i>Explicit charges by deposit-taking corporations</i>                                   | 9.47           | 0.15         | 3.34            | 0.07         | 1.66          | 0.04         | 2.56            | 0.04         |
| 1229   | Perkhidmatan kewangan lain<br><i>Other financial services</i>   | 0.21           | 0.00         | 0.97            | 0.02         | 10.12         | 0.23         | 2.00            | 0.03         |

Jadual 4.2: Komposisi perbelanjaan penggunaan isi rumah bulanan mengikut subkumpulan perbelanjaan, negeri dan strata, Malaysia, 2024 (samb.)

Table 4.2: Composition of monthly household consumption expenditure by subgroups of expenditure, state and strata, Malaysia, 2024 (cont'd)

| Subkumpulan perbelanjaan<br>Subgroups of expenditure  |  | Jumlah / Total  |               |                 |               |                 |               |                 |               |
|---|--|-----------------|---------------|-----------------|---------------|-----------------|---------------|-----------------|---------------|
|   |  | Melaka          |               | Negeri Sembilan |               | Pahang          |               | Pulau Pinang    |               |
|   |  | (RM)            | (%)           | (RM)            | (%)           | (RM)            | (%)           | (RM)            | (%)           |
| <b>Kumpulan</b>   | <b>13 Penjagaan Diri, Perlindungan Sosial dan Pelbagai Barangan dan Perkhidmatan</b><br><i>Personal Care, Social Protection and Miscellaneous Goods and Services</i> | <b>462.46</b>   | <b>7.44</b>   | <b>355.97</b>   | <b>6.96</b>   | <b>243.99</b>   | <b>5.58</b>   | <b>325.84</b>   | <b>5.57</b>   |
| <i>Group</i>  |  |                 |               |                 |               |                 |               |                 |               |
| <b>1311</b>   | <b>Perkakas elektrik untuk penjagaan diri</b><br><i>Electric appliances for personal care</i>  | 4.59            | 0.07          | 2.41            | 0.05          | 7.78            | 0.18          | 3.42            | 0.06          |
| <b>1312</b>   | <b>Lain-lain perkakas, artikel &amp; produk untuk penjagaan diri</b><br><i>Other appliances, articles &amp; products for personal care</i>                           | 172.63          | 2.78          | 122.71          | 2.40          | 122.32          | 2.80          | 125.28          | 2.14          |
| <b>1313</b>   | <b>Salon dandanan rambut &amp; pusat dandanan peribadi</b><br><i>Hairdressing salons &amp; personal grooming establishments</i>                                      | 70.09           | 1.13          | 49.59           | 0.97          | 31.84           | 0.73          | 50.15           | 0.86          |
| <b>1321</b>   | <b>Barang kemas &amp; jam tangan</b><br><i>Jewellery &amp; watches</i>   | 112.50          | 1.81          | 21.84           | 0.43          | 39.49           | 0.90          | 66.81           | 1.14          |
| <b>1322</b>   | <b>Artikel pemujaan &amp; artikel untuk perayaan keagamaan &amp; ritual</b><br><i>Devotional articles &amp; articles for religious &amp; ritual celebrations</i>     | 15.29           | 0.25          | 18.47           | 0.36          | 10.08           | 0.23          | 21.19           | 0.36          |
| <b>1329</b>   | <b>Barang peribadi lain yang tidak dikelaskan dimana-mana</b><br><i>Other personal effects n.e.c</i>   | 25.83           | 0.42          | 11.47           | 0.22          | 9.18            | 0.21          | 18.91           | 0.32          |
| <b>1330</b>   | <b>Perlindungan sosial</b><br><i>Social protection</i>   | 5.41            | 0.09          | 5.86            | 0.11          | 2.94            | 0.07          | 12.98           | 0.22          |
| <b>1390</b>   | <b>Lain-lain perkhidmatan</b><br><i>Other services</i>   | 56.12           | 0.90          | 123.62          | 2.42          | 20.36           | 0.46          | 27.10           | 0.47          |
| <b>Komposisi perbelanjaan penggunaan isi rumah bulanan (01-13)</b><br><i>Composition of monthly household consumption expenditure (01-13)</i> |  | <b>6,212.42</b> | <b>100.00</b> | <b>5,115.33</b> | <b>100.00</b> | <b>4,367.96</b> | <b>100.00</b> | <b>5,849.76</b> | <b>100.00</b> |

Jadual 4.2: Komposisi perbelanjaan penggunaan isi rumah bulanan mengikut subkumpulan perbelanjaan, negeri dan strata, Malaysia, 2024

Table 4.2: Composition of monthly household consumption expenditure by subgroups of expenditure, state and strata, Malaysia, 2024

|  |   | Jumlah / Total |              |               |              |               |              |                 |              |
|--|---|----------------|--------------|---------------|--------------|---------------|--------------|-----------------|--------------|
| Subkumpulan perbelanjaan<br>Subgroups of expenditure |   | Perak          |              | Perlis        |              | Selangor      |              | Terengganu      |              |
|  |   | (RM)           | (%)          | (RM)          | (%)          | (RM)          | (%)          | (RM)            | (%)          |
| <b>Kumpulan</b>                                      | <b>01 Makanan dan Minuman</b>   | <b>820.88</b>  | <b>19.40</b> | <b>847.59</b> | <b>20.75</b> | <b>836.56</b> | <b>11.51</b> | <b>1,118.21</b> | <b>21.42</b> |
| <i>Group</i>   | <i>Food and Beverages</i>   |                |              |               |              |               |              |                 |              |
| 0111   | Bijirin & produk bijirin<br><i>Cereals &amp; cereal products</i>  | 106.88         | 2.53         | 99.49         | 2.44         | 170.16        | 2.34         | 135.72          | 2.60         |
| 0112   | Haiwan hidup, daging & bahagian lain bagi haiwan darat yang disembelih<br><i>Live animals, meat &amp; other parts of slaughtered land animals</i>                     | 129.16         | 3.05         | 113.06        | 2.77         | 101.20        | 1.39         | 138.91          | 2.66         |
| 0113   | Ikan & makanan laut lain<br><i>Fish &amp; other seafood</i>   | 184.76         | 4.37         | 233.35        | 5.71         | 151.15        | 2.08         | 256.69          | 4.92         |
| 0114   | Susu, produk tenusu lain & telur<br><i>Milk, other dairy products &amp; eggs</i>  | 66.63          | 1.57         | 53.81         | 1.32         | 54.01         | 0.74         | 68.07           | 1.30         |
| 0115   | Minyak & lemak<br><i>Oils &amp; fats</i>  | 32.26          | 0.76         | 31.18         | 0.76         | 34.84         | 0.48         | 36.96           | 0.71         |
| 0116   | Buah-buahan & kacang<br><i>Fruits &amp; nuts</i>  | 53.78          | 1.27         | 51.89         | 1.27         | 56.85         | 0.78         | 82.44           | 1.58         |
| 0117   | Sayur-sayuran, ubi, plantain, pisang sayuran & kekacang<br><i>Vegetables, tubers, plantains, cooking bananas &amp; pulses</i>   | 91.42          | 2.16         | 97.66         | 2.39         | 73.11         | 1.01         | 139.90          | 2.68         |
| 0118   | Gula, manisan & pencuci mulut<br><i>Sugar, confectionery &amp; desserts</i>   | 26.61          | 0.63         | 26.79         | 0.66         | 25.91         | 0.36         | 39.72           | 0.76         |
| 0119   | Makanan sedia dimakan & produk makanan lain<br><i>Ready-made food &amp; other food products</i>   | 90.69          | 2.14         | 106.26        | 2.60         | 130.55        | 1.80         | 169.25          | 3.24         |
| 0121   | Jus buah-buahan & sayur-sayuran<br><i>Fruit &amp; vegetable juices</i>  | 0.66           | 0.02         | 0.92          | 0.02         | 1.49          | 0.02         | 1.71            | 0.03         |
| 0122   | Kopi & pengganti kopi<br><i>Coffee &amp; coffee substitutes</i>   | 7.58           | 0.18         | 8.37          | 0.21         | 9.99          | 0.14         | 11.59           | 0.22         |
| 0123   | Teh, mate' & produk tumbuhan lain untuk seduhan<br><i>Tea, maté &amp; other plant products for infusion</i>   | 5.14           | 0.12         | 4.81          | 0.12         | 7.86          | 0.11         | 5.35            | 0.10         |
| 0124   | Minuman koko<br><i>Cocoa drinks</i>   | 7.19           | 0.17         | 9.59          | 0.23         | 7.86          | 0.11         | 13.06           | 0.25         |
| 0125   | Air<br><i>Water</i>   | 2.15           | 0.05         | 1.16          | 0.03         | 1.67          | 0.02         | 2.79            | 0.06         |
| 0126   | Minuman ringan<br><i>Soft drinks</i>  | 4.41           | 0.10         | 1.81          | 0.04         | 3.46          | 0.05         | 4.29            | 0.08         |
| 0129   | Minuman tidak beralkohol lain<br><i>Other non-alcoholic beverages</i>   | 11.27          | 0.27         | 7.41          | 0.18         | 6.14          | 0.08         | 11.73           | 0.23         |
| 0130   | Perkhidmatan pemprosesan barangan primer untuk makanan & minuman bukan alkohol<br><i>Services for processing primary goods for food &amp; non-alcoholic beverages</i> | 0.29           | 0.01         | 0.03          | 0.00         | 0.31          | 0.00         | 0.03            | 0.00         |

Jadual 4.2: Komposisi perbelanjaan penggunaan isi rumah bulanan mengikut subkumpulan perbelanjaan, negeri dan strata, Malaysia, 2024 (samb.)

Table 4.2: Composition of monthly household consumption expenditure by subgroups of expenditure, state and strata, Malaysia, 2024 (cont'd)

| Subkumpulan perbelanjaan<br>Subgroups of expenditure |   | Jumlah / Total |              |               |              |                 |              |               |              |
|--|---|----------------|--------------|---------------|--------------|-----------------|--------------|---------------|--------------|
|  |   | Perak          |              | Perlis        |              | Selangor        |              | Terengganu    |              |
|  |   | (RM)           | (%)          | (RM)          | (%)          | (RM)            | (%)          | (RM)          | (%)          |
| <b>Kumpulan</b>                                      | <b>02 Minuman Alkohol dan</b>   | <b>88.06</b>   | <b>2.08</b>  | <b>57.71</b>  | <b>1.41</b>  | <b>90.30</b>    | <b>1.24</b>  | <b>64.04</b>  | <b>1.23</b>  |
| <i>Group</i>   | <b>Tembakau</b><br><i>Alcoholic Beverages and Tobacco</i>   |                |              |               |              |                 |              |               |              |
|  | <b>0211 Arak &amp; minuman keras</b><br><i>Spirits &amp; liquors</i>  | 3.68           | 0.09         | 0.87          | 0.02         | 9.18            | 0.13         | 1.05          | 0.02         |
|  | <b>0212 Wain</b><br><i>Wine</i>   | 8.20           | 0.19         | -             | -            | 7.83            | 0.11         | 0.70          | 0.01         |
|  | <b>0213 Bir</b><br><i>Beer</i>  | 24.59          | 0.58         | 10.20         | 0.25         | 26.21           | 0.36         | 2.48          | 0.05         |
|  | <b>0219 Minuman beralkohol lain</b><br><i>Other alcoholic beverages</i>   | 0.23           | 0.01         | 0.04          | 0.00         | 0.27            | 0.00         | 0.00          | 0.00         |
|  | <b>0220 Perkhidmatan penghasilan alkohol</b><br><i>Alcohol production services</i>  | 0.00           | 0.00         | -             | -            | 0.03            | 0.00         | -             | -            |
|  | <b>0230 Tembakau</b><br><i>Tobacco</i>  | 51.30          | 1.21         | 46.59         | 1.14         | 46.75           | 0.64         | 59.74         | 1.15         |
|  | <b>0240 Lain-lain</b><br><i>Others</i>  | 0.06           | 0.00         | 0.01          | 0.00         | 0.03            | 0.00         | 0.07          | 0.00         |
| <b>Kumpulan</b>                                      | <b>03 Pakaian dan Kasut</b>   | <b>143.26</b>  | <b>3.38</b>  | <b>121.47</b> | <b>2.98</b>  | <b>162.49</b>   | <b>2.24</b>  | <b>198.22</b> | <b>3.80</b>  |
| <i>Group</i>   | <i>Clothing and Footwear</i>  |                |              |               |              |                 |              |               |              |
|  | <b>0311 Material pakaian</b><br><i>Clothing materials</i>   | 0.46           | 0.01         | 0.45          | 0.01         | 1.12            | 0.02         | 5.13          | 0.10         |
|  | <b>0312 Pakaian</b><br><i>Garments</i>  | 106.06         | 2.50         | 85.97         | 2.11         | 98.12           | 1.35         | 127.77        | 2.45         |
|  | <b>0313 Lain-lain jenis pakaian &amp; aksesori pakaian</b><br><i>Other articles of clothing &amp; clothing accessories</i>          | 8.03           | 0.19         | 8.81          | 0.22         | 7.92            | 0.11         | 19.17         | 0.37         |
|  | <b>0314 Pencucian, pembaikan, menjahit &amp; sewa pakaian</b><br><i>Cleaning, repair, tailoring &amp; hire of clothing</i>          | 2.47           | 0.06         | 3.08          | 0.08         | 23.14           | 0.32         | 8.49          | 0.16         |
|  | <b>0321 Kasut &amp; lain-lain jenis alas kaki</b><br><i>Shoes &amp; other footwear</i>  | 26.10          | 0.62         | 23.05         | 0.56         | 31.38           | 0.43         | 36.57         | 0.70         |
|  | <b>0322 Pencucian, pembaikan &amp; sewa kasut</b><br><i>Cleaning, repair &amp; hire of footwear</i>                                 | 0.14           | 0.00         | 0.11          | 0.00         | 0.81            | 0.01         | 1.09          | 0.02         |
| <b>Kumpulan</b>                                      | <b>04 Perumahan, Air, Elektrik, Gas dan Bahan Api Lain</b>  | <b>911.93</b>  | <b>21.55</b> | <b>770.12</b> | <b>18.86</b> | <b>1,717.17</b> | <b>23.63</b> | <b>917.75</b> | <b>17.58</b> |
| <i>Group</i>   | <i>Housing, Water, Electricity, Gas and Other Fuels</i>   |                |              |               |              |                 |              |               |              |
|  | <b>0411 Sewa sebenar yang dibayar oleh penyewa untuk kediaman utama</b><br><i>Actual rentals paid by tenants for main residence</i> | 81.48          | 1.93         | 47.21         | 1.16         | 303.23          | 4.17         | 75.36         | 1.44         |
|  | <b>0412 Lain-lain sewa sebenar</b><br><i>Other actual rentals</i>   | 0.18           | 0.00         | -             | -            | 2.25            | 0.03         | 0.39          | 0.01         |

Jadual 4.2: Komposisi perbelanjaan penggunaan isi rumah bulanan mengikut subkumpulan perbelanjaan, negeri dan strata, Malaysia, 2024 (samb.)

Table 4.2: Composition of monthly household consumption expenditure by subgroups of expenditure, state and strata, Malaysia, 2024 (cont'd)

| Subkumpulan perbelanjaan<br>Subgroups of expenditure |  | Jumlah / Total |             |               |             |               |             |               |             |
|--|--|----------------|-------------|---------------|-------------|---------------|-------------|---------------|-------------|
|  |  | Perak          |             | Perlis        |             | Selangor      |             | Terengganu    |             |
|  |  | (RM)           | (%)         | (RM)          | (%)         | (RM)          | (%)         | (RM)          | (%)         |
| 0421   | Sewa dinilai untuk kediaman utama<br><i>Imputed rentals of owner-occupiers for main residence</i>  | 571.83         | 13.51       | 504.12        | 12.34       | 1,034.84      | 14.24       | 563.60        | 10.80       |
| 0422   | Lain-lain sewa dinilai<br><i>Other imputed rentals</i>   | 2.76           | 0.07        | 2.44          | 0.06        | 6.69          | 0.09        | 7.99          | 0.15        |
| 0431   | Kelengkapan keselamatan & bahan-bahan untuk pembaikan & penyelenggaraan rumah kediaman<br><i>Security equipment &amp; materials for the maintenance &amp; repair of the dwelling</i> | 13.05          | 0.31        | 7.08          | 0.17        | 17.89         | 0.25        | 22.02         | 0.42        |
| 0432   | Bayaran perkhidmatan penyelenggaraan, pembaikan & keselamatan rumah kediaman<br><i>Services for the maintenance, repair &amp; security of the dwelling</i>                           | 26.58          | 0.63        | 12.95         | 0.32        | 72.76         | 1.00        | 36.97         | 0.71        |
| 0441   | Bekalan air<br><i>Water supply</i>   | 43.23          | 1.02        | 39.01         | 0.96        | 48.54         | 0.67        | 40.21         | 0.77        |
| 0442   | Kutipan sampah<br><i>Refuse collection</i>   | 0.05           | 0.00        | 0.50          | 0.01        | 4.68          | 0.07        | 3.01          | 0.06        |
| 0443   | Pembentungan<br><i>Sewage collection</i>   | 7.54           | 0.18        | 1.36          | 0.03        | 8.94          | 0.12        | 7.68          | 0.15        |
| 0444   | Perkhidmatan lain berkaitan rumah kediaman<br><i>Other services relating to the dwelling n.e.c</i>   | 0.50           | 0.01        | -             | -           | 18.27         | 0.25        | 0.40          | 0.01        |
| 0451   | Bekalan elektrik<br><i>Electricity</i>   | 145.01         | 3.43        | 137.82        | 3.37        | 187.41        | 2.58        | 134.32        | 2.57        |
| 0452   | Gas<br><i>Gas</i>  | 19.47          | 0.46        | 16.93         | 0.42        | 9.59          | 0.13        | 24.34         | 0.47        |
| 0453   | Bahan api cecair<br><i>Liquid fuels</i>  | 0.09           | 0.00        | 0.37          | 0.01        | 1.87          | 0.03        | 0.66          | 0.01        |
| 0454   | Bahan api pepejal<br><i>Solid fuels</i>  | 0.16           | 0.00        | 0.33          | 0.01        | 0.21          | 0.00        | 0.80          | 0.01        |
| 0455   | Lain lain bahan tenaga untuk pemanasan & penyejukan<br><i>Other energy for heating &amp; cooling</i>   | 0.00           | 0.00        | -             | -           | -             | -           | -             | -           |
| <b>Kumpulan Group</b>                                | <b>05 Hiasan, Perkakasan dan Penyelenggaraan Isi Rumah</b><br><i>Furnishings, Household Equipment and Routine Household Maintenance</i>  | <b>196.98</b>  | <b>4.65</b> | <b>155.77</b> | <b>3.81</b> | <b>375.54</b> | <b>5.17</b> | <b>308.43</b> | <b>5.91</b> |
| 0511   | Perabot, kelengkapan & permaidani<br><i>Furniture, furnishings &amp; loose carpets</i>   | 59.87          | 1.42        | 30.52         | 0.75        | 132.78        | 1.83        | 105.06        | 2.01        |
| 0512   | Pembaikan, pemasangan & sewa perabot, kelengkapan & permaidani<br><i>Repair, installation &amp; hire of furniture, furnishings &amp; loose carpets</i>                               | 1.23           | 0.03        | 0.55          | 0.01        | 3.70          | 0.05        | 1.10          | 0.02        |
| 0521   | Tekstil isi rumah<br><i>Household textiles</i>   | 10.30          | 0.24        | 4.62          | 0.11        | 12.39         | 0.17        | 23.32         | 0.45        |

Jadual 4.2: Komposisi perbelanjaan penggunaan isi rumah bulanan mengikut subkumpulan perbelanjaan, negeri dan strata, Malaysia, 2024 (samb.)

Table 4.2: Composition of monthly household consumption expenditure by subgroups of expenditure, state and strata, Malaysia, 2024 (cont'd)

| Subkumpulan perbelanjaan<br>Subgroups of expenditure |   | Jumlah / Total |             |               |             |               |             |               |             |
|--|---|----------------|-------------|---------------|-------------|---------------|-------------|---------------|-------------|
|  |   | Perak          |             | Perlis        |             | Selangor      |             | Terengganu    |             |
|  |   | (RM)           | (%)         | (RM)          | (%)         | (RM)          | (%)         | (RM)          | (%)         |
| 0522   | Pembaikan, sewa & khidmat jahitan tekstil isi rumah<br><i>Repair, hire &amp; sewing services of household textiles</i>                              | 0.78           | 0.02        | 1.04          | 0.02        | 0.72          | 0.01        | 0.98          | 0.02        |
| 0531   | Perkakasan utama isi rumah sama ada elektrik atau bukan elektrik<br><i>Major household appliances, whether electric or not</i>                      | 22.61          | 0.53        | 20.50         | 0.50        | 79.33         | 1.09        | 51.17         | 0.98        |
| 0532   | Kelengkapan elektrik kecil isi rumah<br><i>Small household appliances</i>   | 7.71           | 0.18        | 3.94          | 0.10        | 16.96         | 0.23        | 19.12         | 0.37        |
| 0533   | Pembaikan, pemasangan & sewa perkakas isi rumah<br><i>Repair, installation &amp; hire of household appliances</i>                                   | 13.96          | 0.33        | 12.00         | 0.29        | 15.20         | 0.21        | 4.89          | 0.09        |
| 0540   | Barang kaca, pinggan mangkuk & peralatan dapur isi rumah<br><i>Glassware, tableware &amp; household utensils</i>                                    | 7.86           | 0.19        | 2.79          | 0.07        | 5.55          | 0.08        | 16.96         | 0.32        |
| 0551   | Alat-alat & peralatan bermotor<br><i>Motorized tools &amp; equipment</i>  | 1.86           | 0.04        | 1.56          | 0.04        | 1.85          | 0.03        | 5.31          | 0.10        |
| 0552   | Alat-alat tidak bermotor & pelbagai aksesori<br><i>Non-motorized tools &amp; miscellaneous accessories</i>  | 2.08           | 0.05        | 1.15          | 0.03        | 1.49          | 0.02        | 5.55          | 0.11        |
| 0553   | Pembaikan & sewa alat-alat & peralatan bermotor & tidak bermotor<br><i>Repair &amp; hire of motorized &amp; non-motorized tools &amp; equipment</i> | 0.16           | 0.00        | 0.19          | 0.00        | 0.19          | 0.00        | 0.35          | 0.01        |
| 0561   | Barang-barang isi rumah tidak tahan lama<br><i>Non-durable household goods</i>  | 45.06          | 1.06        | 50.50         | 1.24        | 58.95         | 0.81        | 60.13         | 1.15        |
| 0562   | Perkhidmatan domestik & perkhidmatan urusan rumah tangga<br><i>Domestic services &amp; household services</i>                                       | 23.50          | 0.56        | 26.41         | 0.65        | 46.43         | 0.64        | 14.49         | 0.28        |
| <b>Kumpulan 06</b>                                   | <b>Kesihatan</b>  | <b>125.06</b>  | <b>2.96</b> | <b>123.16</b> | <b>3.02</b> | <b>177.44</b> | <b>2.44</b> | <b>142.83</b> | <b>2.74</b> |
| <i>Group</i>   | <i>Health</i>   |                |             |               |             |               |             |               |             |
| 0611   | Ubat-ubatan<br><i>Medicines</i>   | 58.69          | 1.39        | 66.16         | 1.62        | 66.94         | 0.92        | 57.13         | 1.09        |
| 0612   | Produk perubatan<br><i>Medical products</i>   | 14.02          | 0.33        | 8.76          | 0.22        | 20.19         | 0.28        | 17.56         | 0.34        |
| 0613   | Produk bantu<br><i>Assistive products</i>   | 17.30          | 0.41        | 10.40         | 0.26        | 26.05         | 0.36        | 23.05         | 0.44        |
| 0614   | Membaiki, menyewa & menyelenggara produk perubatan & bantuan<br><i>Repair, rental &amp; maintenance of medical &amp; assistive products</i>         | 0.40           | 0.01        | 0.06          | 0.00        | 0.16          | 0.00        | 1.20          | 0.02        |
| 0621   | Perkhidmatan penjagaan pencegahan<br><i>Preventive care services</i>  | 0.88           | 0.02        | 0.47          | 0.01        | 1.68          | 0.02        | 1.45          | 0.03        |
| 0622   | Perkhidmatan pergigian pesakit luar<br><i>Outpatient dental services</i>  | 8.68           | 0.21        | 5.26          | 0.13        | 34.25         | 0.47        | 16.13         | 0.31        |

Jadual 4.2: Komposisi perbelanjaan penggunaan isi rumah bulanan mengikut subkumpulan perbelanjaan, negeri dan strata, Malaysia, 2024 (samb.)

Table 4.2: Composition of monthly household consumption expenditure by subgroups of expenditure, state and strata, Malaysia, 2024 (cont'd)

| Subkumpulan perbelanjaan<br>Subgroups of expenditure |   | Jumlah / Total |              |               |              |               |              |               |             |
|--|---|----------------|--------------|---------------|--------------|---------------|--------------|---------------|-------------|
|  |   | Perak          |              | Perlis        |              | Selangor      |              | Terengganu    |             |
|  |   | (RM)           | (%)          | (RM)          | (%)          | (RM)          | (%)          | (RM)          | (%)         |
| <b>0623</b>  | <b>Perkhidmatan rawatan pesakit luar yang lain (tidak termasuk perkhidmatan pergigian)</b><br><i>Other outpatient care services (excluding preventive &amp; dental)</i> | 20.88          | 0.49         | 26.28         | 0.64         | 16.46         | 0.23         | 20.42         | 0.39        |
| <b>0631</b>  | <b>Perkhidmatan kuratif &amp; pemulihan pesakit dalam</b><br><i>Inpatient curative &amp; rehabilitative</i>   | 2.83           | 0.07         | 5.60          | 0.14         | 10.38         | 0.14         | 2.08          | 0.04        |
| <b>0632</b>  | <b>Perkhidmatan rawatan jangka panjang pesakit dalam</b><br><i>Inpatient long term care services</i>  | 0.39           | 0.01         | 0.00          | 0.00         | 0.60          | 0.01         | 0.37          | 0.01        |
| <b>0641</b>  | <b>Perkhidmatan pengimejan diagnostik &amp; perkhidmatan makmal perubatan</b><br><i>Diagnostic imaging services &amp; medical laboratory services</i>                   | 0.82           | 0.02         | 0.17          | 0.00         | 0.69          | 0.01         | 3.44          | 0.07        |
| <b>0642</b>  | <b>Perkhidmatan pengangkutan kecemasan pesakit &amp; penyelamatan kecemasan</b><br><i>Patient emergency transportation services &amp; emergency rescue</i>              | 0.03           | 0.00         | -             | -            | 0.04          | 0.00         | -             | -           |
| <b>0643</b>  | <b>Perkhidmatan yang tidak dikelaskan di tempat lain</b><br><i>Services not classified elsewhere</i>  | 0.14           | 0.00         | -             | -            | -             | -            | -             | -           |
| <b>Kumpulan Group</b>                                | <b>07 Pengangkutan Transport</b>  | <b>427.72</b>  | <b>10.11</b> | <b>557.07</b> | <b>13.64</b> | <b>752.33</b> | <b>10.35</b> | <b>519.75</b> | <b>9.96</b> |
| <b>0711</b>  | <b>Motokar</b><br><i>Motor cars</i>   | 26.98          | 0.64         | 77.35         | 1.89         | 48.25         | 0.66         | 7.81          | 0.15        |
| <b>0712</b>  | <b>Motosikal</b><br><i>Motorcycles</i>  | 2.39           | 0.06         | 2.91          | 0.07         | 4.29          | 0.06         | 10.49         | 0.20        |
| <b>0713</b>  | <b>Basikal</b><br><i>Bicycles</i>   | 0.81           | 0.02         | 0.57          | 0.02         | 3.62          | 0.05         | 5.12          | 0.10        |
| <b>0721</b>  | <b>Alat ganti &amp; aksesori untuk kelengkapan pengangkutan persendirian</b><br><i>Parts &amp; accessories for personal transport equipment</i>                         | 15.28          | 0.36         | 7.62          | 0.19         | 20.98         | 0.29         | 57.04         | 1.09        |
| <b>0722</b>  | <b>Bahan api &amp; pelincir untuk kelengkapan pengangkutan persendirian</b><br><i>Fuels &amp; lubricants for personal transport equipment</i>                           | 237.26         | 5.61         | 332.98        | 8.15         | 356.19        | 4.90         | 266.61        | 5.11        |
| <b>0723</b>  | <b>Penyelenggaraan &amp; pembaikan kelengkapan kenderaan persendirian</b><br><i>Maintenance &amp; repair of personal transport equipment</i>                            | 105.10         | 2.48         | 112.67        | 2.76         | 110.20        | 1.52         | 133.80        | 2.57        |
| <b>0724</b>  | <b>Perkhidmatan lain berkenaan kelengkapan pengangkutan persendirian</b><br><i>Other services in respect of personal transport equipment</i>                            | 17.99          | 0.42         | 11.09         | 0.27         | 53.56         | 0.74         | 18.64         | 0.36        |

Jadual 4.2: Komposisi perbelanjaan penggunaan isi rumah bulanan mengikut subkumpulan perbelanjaan, negeri dan strata, Malaysia, 2024 (samb.)

Table 4.2: Composition of monthly household consumption expenditure by subgroups of expenditure, state and strata, Malaysia, 2024 (cont'd)

| Subkumpulan perbelanjaan<br>Subgroups of expenditure   | Jumlah / Total |             |               |             |               |             |               |             |
|--|----------------|-------------|---------------|-------------|---------------|-------------|---------------|-------------|
|  | Perak          |             | Perlis        |             | Selangor      |             | Terengganu    |             |
|  | (RM)           | (%)         | (RM)          | (%)         | (RM)          | (%)         | (RM)          | (%)         |
| 0731 Pengangkutan penumpang menggunakan laluan rel<br><i>Passenger transport by railway</i>  | 0.74           | 0.02        | 2.83          | 0.07        | 5.19          | 0.07        | 0.19          | 0.00        |
| 0732 Pengangkutan penumpang menggunakan jalan raya<br><i>Passenger transport by road</i>   | 4.71           | 0.11        | 1.93          | 0.05        | 44.42         | 0.61        | 8.75          | 0.17        |
| 0733 Pengangkutan penumpang melalui udara<br><i>Passenger transport by air</i>   | 8.55           | 0.20        | 1.44          | 0.04        | 71.94         | 0.99        | 4.29          | 0.08        |
| 0734 Pengangkutan penumpang melalui laut & air daratan<br><i>Passenger transport by sea &amp; inland waterway</i>  | 0.19           | 0.00        | 0.41          | 0.01        | 0.40          | 0.01        | 0.72          | 0.01        |
| 0735 Pengangkutan penumpang gabungan<br><i>Combined passenger transport</i>  | 0.23           | 0.01        | 0.08          | 0.00        | 4.62          | 0.06        | 0.06          | 0.00        |
| 0736 Bayaran perkhidmatan pengangkutan lain<br><i>Other purchased transport services</i>   | 0.06           | 0.00        | 0.10          | 0.00        | 0.79          | 0.01        | 0.42          | 0.01        |
| 0741 Perkhidmatan pos & kurier<br><i>Postal &amp; courier services</i>   | 5.49           | 0.13        | 4.65          | 0.11        | 15.33         | 0.21        | 4.22          | 0.08        |
| 0749 Pengangkutan barang-barang lain<br><i>Other transport of goods</i>  | 1.94           | 0.05        | 0.44          | 0.01        | 12.55         | 0.17        | 1.59          | 0.03        |
| <b>Kumpulan 08 Maklumat dan Komunikasi</b><br><i>Group Information and Communication</i>   | <b>259.43</b>  | <b>6.13</b> | <b>266.04</b> | <b>6.51</b> | <b>501.56</b> | <b>6.90</b> | <b>327.87</b> | <b>6.28</b> |
| 0811 Peralatan telefon tetap<br><i>Fixed telephone equipment</i>   | 0.03           | 0.00        | -             | -           | 0.31          | 0.00        | 0.02          | 0.00        |
| 0812 Peralatan telefon bimbit<br><i>Mobile telephone equipment</i>   | 15.06          | 0.35        | 11.94         | 0.29        | 45.84         | 0.63        | 25.23         | 0.48        |
| 0813 Peralatan pemprosesan maklumat<br><i>Information processing equipment</i>   | 12.25          | 0.29        | 7.10          | 0.18        | 35.06         | 0.48        | 26.41         | 0.51        |
| 0814 Peralatan untuk penerimaan, rakaman & penghasilan suara & penglihatan<br><i>Equipment for the reception, recording &amp; reproduction of sound &amp; vision</i> | 6.42           | 0.15        | 3.42          | 0.08        | 20.67         | 0.29        | 17.81         | 0.34        |
| 0815 Media rakaman tidak direkod<br><i>Unrecorded recording media</i>  | 0.36           | 0.01        | 0.29          | 0.01        | 0.33          | 0.01        | 1.24          | 0.02        |
| 0819 Peralatan & aksesori maklumat & komunikasi lain<br><i>Other information &amp; communication equipment &amp; accessories</i>                                     | 7.20           | 0.17        | 6.20          | 0.15        | 16.96         | 0.23        | 13.89         | 0.27        |
| 0820 Perisian (tidak termasuk perisian permainan)<br><i>Software (excluding games)</i>   | 0.08           | 0.00        | -             | -           | 0.21          | 0.00        | 0.32          | 0.01        |
| 0831 Perkhidmatan komunikasi tetap<br><i>Fixed communication services</i>  | 1.64           | 0.04        | 2.03          | 0.05        | 6.23          | 0.09        | 3.48          | 0.07        |
| 0832 Perkhidmatan komunikasi mudah alih<br><i>Mobile communication services</i>  | 122.01         | 2.88        | 153.16        | 3.75        | 164.67        | 2.27        | 136.23        | 2.61        |

Jadual 4.2: Komposisi perbelanjaan penggunaan isi rumah bulanan mengikut subkumpulan perbelanjaan, negeri dan strata, Malaysia, 2024 (samb.)

Table 4.2: Composition of monthly household consumption expenditure by subgroups of expenditure, state and strata, Malaysia, 2024 (cont'd)

| Subkumpulan perbelanjaan<br>Subgroups of expenditure  | Jumlah / Total |             |              |             |               |             |               |             |
|---|----------------|-------------|--------------|-------------|---------------|-------------|---------------|-------------|
|   | Perak          |             | Perlis       |             | Selangor      |             | Terengganu    |             |
|   | (RM)           | (%)         | (RM)         | (%)         | (RM)          | (%)         | (RM)          | (%)         |
| <b>0833</b> Perkhidmatan penyediaan akses internet & net storage services<br><i>Internet access provision services &amp; net storage services</i>   | 30.44          | 0.72        | 26.04        | 0.64        | 69.15         | 0.95        | 31.50         | 0.60        |
| <b>0834</b> Perkhidmatan telekomunikasi gabungan<br><i>Bundled telecommunication services</i>   | 21.45          | 0.51        | 18.11        | 0.44        | 79.52         | 1.09        | 30.16         | 0.58        |
| <b>0835</b> Pembaikan & sewaan peralatan maklumat & komunikasi<br><i>Repair &amp; rental of information &amp; communication equipment</i>   | 0.72           | 0.02        | 0.99         | 0.02        | 2.50          | 0.03        | 4.96          | 0.09        |
| <b>0839</b> Perkhidmatan maklumat & komunikasi lain<br><i>Other information &amp; communication services</i>  | 41.77          | 0.99        | 36.76        | 0.90        | 60.11         | 0.83        | 36.62         | 0.70        |
| <b>Kumpulan 09</b> Rekreasi, Sukan dan Kebudayaan<br><i>Group Recreation, Sport and Culture</i>   | <b>120.40</b>  | <b>2.85</b> | <b>95.70</b> | <b>2.34</b> | <b>245.45</b> | <b>3.38</b> | <b>128.42</b> | <b>2.46</b> |
| <b>0911</b> Peralatan fotografi & kelengkapan sinematografi & alatan optik<br><i>Photographic &amp; cinematographic equipment &amp; optical instruments</i>                                       | 0.60           | 0.01        | 0.08         | 0.00        | 4.3           | 0.06        | 3.52          | 0.08        |
| <b>0912</b> Barang-barang tahan lama utama untuk rekreasi<br><i>Major durables for recreation</i>   | 1.08           | 0.03        | 1.00         | 0.02        | 2.62          | 0.04        | 4.74          | 0.09        |
| <b>0921</b> Permainan, mainan & hobi<br><i>Games, toys &amp; hobbies</i>  | 13.48          | 0.32        | 8.02         | 0.20        | 17.45         | 0.24        | 14.01         | 0.27        |
| <b>0922</b> Kelengkapan untuk bersukan, perkhemahan & rekreasi terbuka<br><i>Equipment for sport, camping &amp; open-air recreation</i>   | 2.40           | 0.06        | 2.14         | 0.05        | 5.08          | 0.07        | 11.90         | 0.23        |
| <b>0931</b> Produk kebun, tanaman & bunga<br><i>Garden products, plants &amp; flowers</i>   | 7.27           | 0.17        | 8.69         | 0.21        | 7.33          | 0.1         | 12.31         | 0.23        |
| <b>0932</b> Binatang peliharaan & produk untuk binatang peliharaan<br><i>Pets &amp; products for pets</i>   | 13.17          | 0.31        | 20.00        | 0.49        | 30.36         | 0.42        | 16.28         | 0.31        |
| <b>0941</b> Sewa & pembaikan peralatan fotografi & kelengkapan sinematografi & alatan optik<br><i>Hire &amp; repair of photographic &amp; cinematographic equipment &amp; optical instruments</i> | 0.13           | 0.00        | 0.03         | 0.00        | 0.8           | 0.01        | 0.71          | 0.01        |
| <b>0942</b> Sewa, penyelenggaraan & pembaikan barang-barang tahan lama utama untuk rekreasi<br><i>Hire, maintenance &amp; repair of major durables for recreation</i>                             | 0.51           | 0.01        | 0.04         | 0.00        | 0.08          | 0.00        | 0.06          | 0.00        |
| <b>0943</b> Sewa & pembaikan permainan, mainan & hobi<br><i>Hire &amp; repair of games, toys &amp; hobbies</i>  | 0.79           | 0.02        | 0.88         | 0.02        | 0.14          | 0.00        | 0.28          | 0.01        |

Jadual 4.2: Komposisi perbelanjaan penggunaan isi rumah bulanan mengikut subkumpulan perbelanjaan, negeri dan strata, Malaysia, 2024 (samb.)

Table 4.2: Composition of monthly household consumption expenditure by subgroups of expenditure, state and strata, Malaysia, 2024 (cont'd)

| Subkumpulan perbelanjaan<br>Subgroups of expenditure  | Jumlah / Total |             |              |             |               |             |              |             |
|---|----------------|-------------|--------------|-------------|---------------|-------------|--------------|-------------|
|   | Perak          |             | Perlis       |             | Selangor      |             | Terengganu   |             |
|   | (RM)           | (%)         | (RM)         | (%)         | (RM)          | (%)         | (RM)         | (%)         |
| <b>0944 Sewa &amp; pembaikan kelengkapan untuk bersukan, perkhemahan &amp; rekreasi terbuka</b><br><i>Hire &amp; repair of equipment for sport, camping &amp; open air-recreation</i> | 0.31           | 0.01        | 0.06         | 0.00        | 0.55          | 0.01        | 0.06         | 0.00        |
| <b>0945 Veterinar &amp; lain-lain perkhidmatan untuk binatang peliharaan</b><br><i>Veterinary &amp; other services for pets</i>   | 2.75           | 0.07        | 3.59         | 0.09        | 2.01          | 0.03        | 2.86         | 0.05        |
| <b>0946 Perkhidmatan rekreasi &amp; sukan</b><br><i>Recreational &amp; sporting services</i>  | 18.24          | 0.43        | 12.99        | 0.32        | 56.39         | 0.78        | 11.34        | 0.22        |
| <b>0947 Permainan nasib</b><br><i>Games of chance</i>   | 19.50          | 0.46        | 1.12         | 0.03        | 14.39         | 0.20        | 0.88         | 0.02        |
| <b>0951 Alat muzik</b><br><i>Musical instruments</i>  | 0.29           | 0.01        | 0.03         | 0.00        | 1.59          | 0.02        | 1.33         | 0.03        |
| <b>0952 Media pandang dengar</b><br><i>Audio-visual media</i>   | 0.01           | 0.00        | 0.00         | 0.00        | 0.01          | 0.00        | 0.01         | 0.00        |
| <b>0961 Perkhidmatan yang disediakan oleh panggung wayang, teater &amp; tempat konsert</b><br><i>Services provided by cinemas, theatres &amp; concert venues</i>                      | 9.78           | 0.23        | 13.73        | 0.34        | 43.86         | 0.60        | 13.28        | 0.25        |
| <b>0962 Perkhidmatan yang disediakan oleh muzium, perpustakaan &amp; tapak kebudayaan</b><br><i>Services provided by museums, libraries &amp; cultural sites</i>                      | 3.67           | 0.09        | 1.04         | 0.03        | 15.43         | 0.21        | 4.75         | 0.09        |
| <b>0963 Perkhidmatan fotografi</b><br><i>Photographic services</i>  | 0.07           | 0.00        | 0.17         | 0.00        | 0.76          | 0.01        | 0.67         | 0.01        |
| <b>0969 Lain-lain perkhidmatan kebudayaan</b><br><i>Other cultural services</i>   | 0.01           | 0.00        | 0.05         | 0.00        | 0.40          | 0.01        | 0.06         | 0.00        |
| <b>0971 Buku</b><br><i>Books</i>  | 0.92           | 0.02        | 3.77         | 0.09        | 0.84          | 0.01        | 3.65         | 0.07        |
| <b>0972 Surat khabar &amp; bacaan berkala</b><br><i>Newspapers &amp; periodicals</i>  | 1.25           | 0.03        | 0.89         | 0.02        | 0.56          | 0.01        | 1.43         | 0.03        |
| <b>0973 Pelbagai perkara bercetak</b><br><i>Miscellaneous printed matter</i>  | 0.12           | 0.00        | 0.22         | 0.01        | 0.17          | 0.00        | 0.45         | 0.01        |
| <b>0974 Alat tulis &amp; bahan lukisan</b><br><i>Stationery &amp; drawing materials</i>   | 7.89           | 0.19        | 7.09         | 0.17        | 10.22         | 0.14        | 14.11        | 0.27        |
| <b>0980 Pakej percutian</b><br><i>Package holidays</i>  | 16.16          | 0.38        | 10.07        | 0.25        | 30.11         | 0.41        | 9.73         | 0.19        |
| <b>Kumpulan 10 Perkhidmatan Pendidikan</b><br><i>Group Education Services</i>   | <b>41.56</b>   | <b>0.98</b> | <b>68.06</b> | <b>1.67</b> | <b>116.73</b> | <b>1.61</b> | <b>77.02</b> | <b>1.48</b> |
| <b>1010 Pendidikan peringkat pra sekolah &amp; sekolah rendah</b><br><i>Pre-primary &amp; primary school education</i>  | 24.31          | 0.57        | 33.80        | 0.83        | 53.98         | 0.75        | 30.46        | 0.59        |
| <b>1020 Pendidikan peringkat menengah</b><br><i>Secondary education</i>   | 4.87           | 0.11        | 16.83        | 0.41        | 11.08         | 0.15        | 8.79         | 0.17        |

Jadual 4.2: Komposisi perbelanjaan penggunaan isi rumah bulanan mengikut subkumpulan perbelanjaan, negeri dan strata, Malaysia, 2024 (samb.)

Table 4.2: Composition of monthly household consumption expenditure by subgroups of expenditure, state and strata, Malaysia, 2024 (cont'd)

| Subkumpulan perbelanjaan<br>Subgroups of expenditure  | Jumlah / Total |              |               |              |                 |              |               |              |
|---|----------------|--------------|---------------|--------------|-----------------|--------------|---------------|--------------|
|   | Perak          |              | Perlis        |              | Selangor        |              | Terengganu    |              |
|   | (RM)           | (%)          | (RM)          | (%)          | (RM)            | (%)          | (RM)          | (%)          |
| <b>1030 Pendidikan peringkat lepasan menengah bukan tertiar</b><br><i>Post-secondary non-tertiary education</i>   | 5.35           | 0.13         | 4.13          | 0.10         | 11.60           | 0.16         | 8.44          | 0.16         |
| <b>1040 Pendidikan peringkat diploma &amp; ke atas</b><br><i>Diploma level education &amp; above</i>  | 1.65           | 0.04         | 8.90          | 0.22         | 7.98            | 0.11         | 8.26          | 0.16         |
| <b>1050 Pendidikan yang tidak dikelaskan mengikut peringkat</b><br><i>Education not definable by level</i>  | 5.38           | 0.13         | 4.40          | 0.11         | 32.09           | 0.44         | 21.07         | 0.40         |
| <b>Kumpulan 11 Restoran dan Perkhidmatan Penginapan</b><br><i>Group Restaurants and Accommodation Services</i>  | <b>678.47</b>  | <b>16.03</b> | <b>643.19</b> | <b>15.74</b> | <b>1,511.30</b> | <b>20.80</b> | <b>918.69</b> | <b>17.60</b> |
| <b>1110 Restoran, kafe, kantin, kafetaria, dewan makan &amp; seumpamanya</b><br><i>Restaurants, cafés, canteens, cafeterias, refectories &amp; the like</i> | 626.68         | 14.81        | 626.42        | 15.33        | 1,411.62        | 19.43        | 885.26        | 16.96        |
| <b>1113 Pembelian makanan dari lain-lain medium</b><br><i>Food purchase from other medium</i>   | 9.74           | 0.23         | 1.69          | 0.04         | 29.61           | 0.41         | 20.92         | 0.40         |
| <b>1120 Perkhidmatan penginapan</b><br><i>Accommodation services</i>  | 42.05          | 0.99         | 15.08         | 0.37         | 70.07           | 0.96         | 12.51         | 0.24         |
| <b>Kumpulan 12 Insurans dan Perkhidmatan Kewangan</b><br><i>Group Insurance and Financial Services</i>  | <b>161.91</b>  | <b>3.83</b>  | <b>150.01</b> | <b>3.67</b>  | <b>432.73</b>   | <b>5.96</b>  | <b>132.64</b> | <b>2.54</b>  |
| <b>1211 Insurans nyawa &amp; kemalangan</b><br><i>Life &amp; accident insurance</i>   | 30.01          | 0.71         | 16.31         | 0.40         | 100.85          | 1.39         | 6.19          | 0.12         |
| <b>1212 Insurans berkaitan dengan kesihatan</b><br><i>Insurance connected with health</i>   | 35.42          | 0.84         | 33.72         | 0.83         | 254.03          | 3.50         | 22.97         | 0.44         |
| <b>1213 Insurans berkaitan dengan kediaman</b><br><i>Insurance connected with the dwelling</i>  | 0.13           | 0.00         | 0.06          | 0.00         | 1.84            | 0.03         | 0.22          | 0.00         |
| <b>1214 Insurans berkaitan dengan pengangkutan</b><br><i>Insurance connected with transport</i>   | 86.14          | 2.03         | 98.60         | 2.41         | 51.64           | 0.71         | 92.34         | 1.77         |
| <b>1219 Insurans lain</b><br><i>Other insurance</i>   | 1.12           | 0.03         | 1.29          | 0.03         | 3.26            | 0.04         | 9.28          | 0.18         |
| <b>1221 Perkhidmatan perantaraan kewangan diukur secara tidak langsung</b><br><i>Financial intermediation services indirectly measured</i>                  | 6.58           | 0.16         | -             | -            | 20.45           | 0.28         | 0.42          | 0.01         |
| <b>1222 Caj eksplisit oleh syarikat pengambilan deposit</b><br><i>Explicit charges by deposit-taking corporations</i>                                       | 0.73           | 0.02         | 0.03          | 0.00         | 0.43            | 0.01         | 0.53          | 0.01         |
| <b>1229 Perkhidmatan kewangan lain</b><br><i>Other financial services</i>   | 1.78           | 0.04         | -             | -            | 0.23            | 0.00         | 0.69          | 0.01         |

Jadual 4.2: Komposisi perbelanjaan penggunaan isi rumah bulanan mengikut subkumpulan perbelanjaan, negeri dan strata, Malaysia, 2024 (samb.)

Table 4.2: Composition of monthly household consumption expenditure by subgroups of expenditure, state and strata, Malaysia, 2024 (cont'd)

| Subkumpulan perbelanjaan<br>Subgroups of expenditure  |  | Jumlah / Total  |               |                 |               |                 |               |                 |               |
|---|--|-----------------|---------------|-----------------|---------------|-----------------|---------------|-----------------|---------------|
|   |  | Perak           |               | Perlis          |               | Selangor        |               | Terengganu      |               |
|   |  | (RM)            | (%)           | (RM)            | (%)           | (RM)            | (%)           | (RM)            | (%)           |
| <b>Kumpulan</b>   | <b>13 Penjagaan Diri, Perlindungan Sosial dan Pelbagai Barangan dan Perkhidmatan</b><br><i>Personal Care, Social Protection and Miscellaneous Goods and Services</i> | <b>256.11</b>   | <b>6.05</b>   | <b>228.49</b>   | <b>5.60</b>   | <b>346.62</b>   | <b>4.77</b>   | <b>365.09</b>   | <b>7.00</b>   |
| <i>Group</i>  |  |                 |               |                 |               |                 |               |                 |               |
| <b>1311</b>   | <b>Perkakas elektrik untuk penjagaan diri</b><br><i>Electric appliances for personal care</i>  | 4.79            | 0.11          | 0.26            | 0.01          | 2.17            | 0.03          | 4.18            | 0.08          |
| <b>1312</b>   | <b>Lain-lain perkakas, artikel &amp; produk untuk penjagaan diri</b><br><i>Other appliances, articles &amp; products for personal care</i>                           | 107.99          | 2.55          | 119.77          | 2.93          | 144.20          | 1.98          | 161.46          | 3.10          |
| <b>1313</b>   | <b>Salon dandan rambut &amp; pusat dandan peribadi</b><br><i>Hairdressing salons &amp; personal grooming establishments</i>  | 41.90           | 0.99          | 39.50           | 0.97          | 76.56           | 1.06          | 33.24           | 0.64          |
| <b>1321</b>   | <b>Barang kemas &amp; jam tangan</b><br><i>Jewellery &amp; watches</i>   | 39.53           | 0.94          | 20.67           | 0.51          | 52.20           | 0.72          | 47.88           | 0.92          |
| <b>1322</b>   | <b>Artikel pemujaan &amp; artikel untuk perayaan keagamaan &amp; ritual</b><br><i>Devotional articles &amp; articles for religious &amp; ritual celebrations</i>     | 13.66           | 0.32          | 3.57            | 0.09          | 10.74           | 0.15          | 4.61            | 0.09          |
| <b>1329</b>   | <b>Barang peribadi lain yang tidak dikelaskan dimana-mana</b><br><i>Other personal effects n.e.c</i>   | 12.65           | 0.30          | 7.03            | 0.17          | 13.75           | 0.19          | 29.96           | 0.57          |
| <b>1330</b>   | <b>Perlindungan sosial</b><br><i>Social protection</i>   | 2.44            | 0.06          | 6.07            | 0.15          | 11.09           | 0.15          | 6.47            | 0.12          |
| <b>1390</b>   | <b>Lain-lain perkhidmatan</b><br><i>Other services</i>   | 33.15           | 0.78          | 31.62           | 0.77          | 35.91           | 0.49          | 77.29           | 1.48          |
| <b>Komposisi perbelanjaan penggunaan isi rumah bulanan (01-13)</b><br><i>Composition of monthly household consumption expenditure (01-13)</i> |  | <b>4,231.77</b> | <b>100.00</b> | <b>4,084.38</b> | <b>100.00</b> | <b>7,266.22</b> | <b>100.00</b> | <b>5,218.96</b> | <b>100.00</b> |

Jadual 4.2: Komposisi perbelanjaan penggunaan isi rumah bulanan mengikut subkumpulan perbelanjaan, negeri dan strata, Malaysia, 2024

Table 4.2: Composition of monthly household consumption expenditure by subgroups of expenditure, state and strata, Malaysia, 2024

|  |  | Jumlah / Total |              |               |              |                   |              |               |              |                |             |
|--|--|----------------|--------------|---------------|--------------|-------------------|--------------|---------------|--------------|----------------|-------------|
| Subkumpulan perbelanjaan<br>Subgroups of expenditure |  | Sabah          |              | Sarawak       |              | W.P. Kuala Lumpur |              | W.P. Labuan   |              | W.P. Putrajaya |             |
|  |  | (RM)           | (%)          | (RM)          | (%)          | (RM)              | (%)          | (RM)          | (%)          | (RM)           | (%)         |
| <b>Kumpulan</b>                                      | <b>01 Makanan dan Minuman</b>  | <b>805.49</b>  | <b>22.71</b> | <b>963.90</b> | <b>22.52</b> | <b>976.32</b>     | <b>11.94</b> | <b>758.21</b> | <b>16.86</b> | <b>817.22</b>  | <b>8.90</b> |
| <i>Group</i>   | <i>Food and Beverages</i>  |                |              |               |              |                   |              |               |              |                |             |
|  | <b>0111 Bijirin &amp; produk bijirin</b>   | 138.19         | 3.90         | 136.47        | 3.19         | 126.77            | 1.55         | 121.18        | 2.69         | 117.05         | 1.27        |
|  | <i>Cereals &amp; cereal products</i>   |                |              |               |              |                   |              |               |              |                |             |
|  | <b>0112 Haiwan hidup, daging &amp; bahagian lain bagi haiwan darat yang disembelih</b>         | 135.31         | 3.82         | 195.70        | 4.57         | 127.46            | 1.56         | 148.59        | 3.30         | 146.24         | 1.59        |
|  | <i>Live animals, meat &amp; other parts of slaughtered land animals</i>                        |                |              |               |              |                   |              |               |              |                |             |
|  | <b>0113 Ikan &amp; makanan laut lain</b>   | 145.90         | 4.11         | 196.38        | 4.59         | 177.48            | 2.17         | 119.77        | 2.66         | 145.51         | 1.58        |
|  | <i>Fish &amp; other seafood</i>  |                |              |               |              |                   |              |               |              |                |             |
|  | <b>0114 Susu, produk tenusu lain &amp; telur</b>   | 60.29          | 1.70         | 69.78         | 1.63         | 58.09             | 0.71         | 53.94         | 1.20         | 70.91          | 0.77        |
|  | <i>Milk, other dairy products &amp; eggs</i>   |                |              |               |              |                   |              |               |              |                |             |
|  | <b>0115 Minyak &amp; lemak</b>   | 26.39          | 0.74         | 31.00         | 0.72         | 39.01             | 0.48         | 23.69         | 0.53         | 34.30          | 0.37        |
|  | <i>Oils &amp; fats</i>   |                |              |               |              |                   |              |               |              |                |             |
|  | <b>0116 Buah-buahan &amp; kacang</b>   | 53.02          | 1.49         | 62.43         | 1.46         | 204.24            | 2.50         | 35.40         | 0.79         | 63.10          | 0.69        |
|  | <i>Fruits &amp; nuts</i>   |                |              |               |              |                   |              |               |              |                |             |
|  | <b>0117 Sayur-sayuran, ubi, plantain, pisang sayuran &amp; kekacang</b>                        | 87.78          | 2.48         | 99.32         | 2.32         | 87.88             | 1.07         | 63.41         | 1.41         | 73.89          | 0.80        |
|  | <i>Vegetables, tubers, plantains, cooking bananas &amp; pulses</i>                             |                |              |               |              |                   |              |               |              |                |             |
|  | <b>0118 Gula, manisan &amp; pencuci mulut</b>  | 20.60          | 0.58         | 20.21         | 0.47         | 24.40             | 0.30         | 22.79         | 0.51         | 28.96          | 0.32        |
|  | <i>Sugar, confectionery &amp; desserts</i>   |                |              |               |              |                   |              |               |              |                |             |
|  | <b>0119 Makanan sedia dimakan &amp; produk makanan lain</b>                                    | 77.52          | 2.19         | 86.58         | 2.02         | 88.22             | 1.08         | 96.34         | 2.14         | 96.54          | 1.05        |
|  | <i>Ready-made food &amp; other food products</i>   |                |              |               |              |                   |              |               |              |                |             |
|  | <b>0121 Jus buah-buahan &amp; sayur-sayuran</b>  | 0.70           | 0.02         | 0.97          | 0.02         | 1.16              | 0.01         | 2.79          | 0.06         | 2.18           | 0.02        |
|  | <i>Fruit &amp; vegetable juices</i>  |                |              |               |              |                   |              |               |              |                |             |
|  | <b>0122 Kopi &amp; pengganti kopi</b>  | 16.58          | 0.47         | 14.80         | 0.35         | 11.09             | 0.14         | 8.95          | 0.20         | 11.68          | 0.13        |
|  | <i>Coffee &amp; coffee substitutes</i>   |                |              |               |              |                   |              |               |              |                |             |
|  | <b>0123 Teh, mate' &amp; produk tumbuhan lain untuk seduhan</b>                                | 4.65           | 0.13         | 6.55          | 0.16         | 5.14              | 0.06         | 7.11          | 0.16         | 4.21           | 0.05        |
|  | <i>Tea, maté &amp; other plant products for infusion</i>                                       |                |              |               |              |                   |              |               |              |                |             |
|  | <b>0124 Minuman koko</b>   | 9.87           | 0.28         | 14.16         | 0.33         | 7.89              | 0.10         | 18.82         | 0.42         | 8.77           | 0.10        |
|  | <i>Cocoa drinks</i>  |                |              |               |              |                   |              |               |              |                |             |
|  | <b>0125 Air</b>  | 11.13          | 0.31         | 5.88          | 0.14         | 3.85              | 0.05         | 5.49          | 0.12         | 2.56           | 0.03        |
|  | <i>Water</i>   |                |              |               |              |                   |              |               |              |                |             |
|  | <b>0126 Minuman ringan</b>   | 10.59          | 0.30         | 13.46         | 0.31         | 6.37              | 0.08         | 21.06         | 0.47         | 3.68           | 0.04        |
|  | <i>Soft drinks</i>   |                |              |               |              |                   |              |               |              |                |             |
|  | <b>0129 Minuman tidak beralkohol lain</b>  | 6.83           | 0.19         | 10.19         | 0.24         | 7.27              | 0.09         | 8.88          | 0.20         | 7.63           | 0.08        |
|  | <i>Other non-alcoholic beverages</i>   |                |              |               |              |                   |              |               |              |                |             |
|  | <b>0130 Perkhidmatan pemprosesan barangan primer untuk makanan &amp; minuman bukan alkohol</b> | 0.14           | 0.00         | 0.02          | 0.00         | 0.01              | 0.00         | 0.01          | 0.00         | -              | -           |
|  | <i>Services for processing primary goods for food &amp; non-alcoholic beverages</i>            |                |              |               |              |                   |              |               |              |                |             |

Jadual 4.2: Komposisi perbelanjaan penggunaan isi rumah bulanan mengikut subkumpulan perbelanjaan, negeri dan strata, Malaysia, 2024 (samb.)

Table 4.2: Composition of monthly household consumption expenditure by subgroups of expenditure, state and strata, Malaysia, 2024 (cont'd)

|  |  | Jumlah / Total |              |                 |              |                   |              |                 |              |                 |              |
|--|--|----------------|--------------|-----------------|--------------|-------------------|--------------|-----------------|--------------|-----------------|--------------|
| Subkumpulan perbelanjaan<br>Subgroups of expenditure |  | Sabah          |              | Sarawak         |              | W.P. Kuala Lumpur |              | W.P. Labuan     |              | W.P. Putrajaya  |              |
|  |  | (RM)           | (%)          | (RM)            | (%)          | (RM)              | (%)          | (RM)            | (%)          | (RM)            | (%)          |
| <b>Kumpulan Group</b>                                | <b>02 Minuman Alkohol dan Tembakau</b><br><i>Alcoholic Beverages and Tobacco</i>   | <b>69.13</b>   | <b>1.94</b>  | <b>104.11</b>   | <b>2.42</b>  | <b>96.20</b>      | <b>1.18</b>  | <b>65.39</b>    | <b>1.45</b>  | <b>58.87</b>    | <b>0.64</b>  |
|  | 0211 Arak & minuman keras<br><i>Spirits &amp; liquors</i>  | 0.43           | 0.01         | 6.36            | 0.15         | 3.45              | 0.04         | 4.36            | 0.10         | 2.19            | 0.02         |
|  | 0212 Wain<br><i>Wine</i>   | 1.97           | 0.05         | 6.96            | 0.16         | 11.73             | 0.14         | 0.94            | 0.02         | 3.07            | 0.03         |
|  | 0213 Bir<br><i>Beer</i>  | 24.05          | 0.68         | 47.80           | 1.11         | 31.44             | 0.38         | 11.34           | 0.25         | 3.53            | 0.04         |
|  | 0219 Minuman beralkohol lain<br><i>Other alcoholic beverages</i>   | 0.34           | 0.01         | 0.94            | 0.02         | 0.23              | 0.00         | -               | -            | 1.05            | 0.01         |
|  | 0220 Perkhidmatan penghasilan alkohol<br><i>Alcohol production services</i>  | 0.00           | 0.00         | 0.00            | 0.00         | -                 | -            | -               | -            | -               | -            |
|  | 0230 Tembakau<br><i>Tobacco</i>  | 42.30          | 1.19         | 41.90           | 0.98         | 49.32             | 0.60         | 48.75           | 1.08         | 49.03           | 0.53         |
|  | 0240 Lain-lain<br><i>Others</i>  | 0.04           | 0.00         | 0.15            | 0.00         | 0.02              | 0.00         | -               | -            | -               | -            |
| <b>Kumpulan Group</b>                                | <b>03 Pakaian dan Kasut</b><br><i>Clothing and Footwear</i>  | <b>97.32</b>   | <b>2.72</b>  | <b>125.86</b>   | <b>2.95</b>  | <b>140.84</b>     | <b>1.72</b>  | <b>151.63</b>   | <b>3.37</b>  | <b>208.94</b>   | <b>2.28</b>  |
|  | 0311 Material pakaian<br><i>Clothing materials</i>   | 0.19           | 0.01         | 0.36            | 0.01         | 0.96              | 0.01         | 0.08            | 0.00         | 3.55            | 0.04         |
|  | 0312 Pakaian<br><i>Garments</i>  | 66.98          | 1.87         | 92.24           | 2.15         | 96.63             | 1.18         | 98.79           | 2.20         | 141.83          | 1.55         |
|  | 0313 Lain-lain jenis pakaian & aksesori pakaian<br><i>Other articles of clothing &amp; clothing accessories</i>              | 4.81           | 0.13         | 5.04            | 0.13         | 6.32              | 0.08         | 9.08            | 0.20         | 14.80           | 0.16         |
|  | 0314 Pencucian, pembaikan, menjahit & sewa pakaian<br><i>Cleaning, repair, tailoring &amp; hire of clothing</i>              | 5.55           | 0.15         | 2.41            | 0.06         | 6.27              | 0.08         | 5.00            | 0.11         | 5.11            | 0.06         |
|  | 0321 Kasut & lain-lain jenis alas kaki<br><i>Shoes &amp; other footwear</i>  | 19.52          | 0.55         | 25.64           | 0.60         | 30.27             | 0.37         | 38.55           | 0.86         | 43.52           | 0.47         |
|  | 0322 Pencucian, pembaikan & sewa kasut<br><i>Cleaning, repair &amp; hire of footwear</i>                                     | 0.27           | 0.01         | 0.17            | 0.00         | 0.39              | 0.00         | 0.12            | 0.00         | 0.13            | 0.00         |
| <b>Kumpulan Group</b>                                | <b>04 Perumahan, Air, Elektrik, Gas dan Bahan Api Lain</b><br><i>Housing, Water, Electricity, Gas and Other Fuels</i>        | <b>968.67</b>  | <b>27.31</b> | <b>1,069.75</b> | <b>24.99</b> | <b>2,496.93</b>   | <b>30.53</b> | <b>1,256.92</b> | <b>27.95</b> | <b>2,766.16</b> | <b>30.11</b> |
|  | 0411 Sewa sebenar yang dibayar oleh penyewa untuk kediaman utama<br><i>Actual rentals paid by tenants for main residence</i> | 166.11         | 4.68         | 60.25           | 1.40         | 871.11            | 10.65        | 284.66          | 6.33         | 190.40          | 2.07         |
|  | 0412 Lain-lain sewa sebenar<br><i>Other actual rentals</i>   | 0.22           | 0.01         | 0.02            | 0.00         | 0.03              | 0.00         | 1.34            | 0.03         | -               | -            |

Jadual 4.2: Komposisi perbelanjaan penggunaan isi rumah bulanan mengikut subkumpulan perbelanjaan, negeri dan strata, Malaysia, 2024 (samb.)

Table 4.2: Composition of monthly household consumption expenditure by subgroups of expenditure, state and strata, Malaysia, 2024 (cont'd)

| Subkumpulan perbelanjaan<br>Subgroups of expenditure |  | Jumlah / Total |       |         |       |                   |       |             |       |                |       |
|--|--|----------------|-------|---------|-------|-------------------|-------|-------------|-------|----------------|-------|
|  |  | Sabah          |       | Sarawak |       | W.P. Kuala Lumpur |       | W.P. Labuan |       | W.P. Putrajaya |       |
|  |  | (RM)           | (%)   | (RM)    | (%)   | (RM)              | (%)   | (RM)        | (%)   | (RM)           | (%)   |
| 0421   | Sewa dinilai untuk kediaman utama<br><i>Imputed rentals of owner-occupiers for main residence</i>  | 609.10         | 17.17 | 801.76  | 18.73 | 1,000.53          | 12.23 | 678.52      | 15.09 | 2,064.98       | 22.48 |
| 0422   | Lain-lain sewa dinilai<br><i>Other imputed rentals</i>   | 1.10           | 0.03  | 1.00    | 0.02  | 0.86              | 0.01  | 0.90        | 0.02  | 0.01           | 0.00  |
| 0431   | Kelengkapan keselamatan & bahan-bahan untuk pembaikan & penyelenggaraan rumah kediaman<br><i>Security equipment &amp; materials for the maintenance &amp; repair of the dwelling</i> | 7.74           | 0.22  | 9.63    | 0.23  | 11.37             | 0.14  | 16.36       | 0.36  | 5.27           | 0.06  |
| 0432   | Bayaran perkhidmatan penyelenggaraan, pembaikan & keselamatan rumah kediaman<br><i>Services for the maintenance, repair &amp; security of the dwelling</i>                           | 8.46           | 0.24  | 8.01    | 0.19  | 153.84            | 1.88  | 4.01        | 0.09  | 114.14         | 1.24  |
| 0441   | Bekalan air<br><i>Water supply</i>   | 47.27          | 1.33  | 26.37   | 0.62  | 54.16             | 0.66  | 56.44       | 1.25  | 45.61          | 0.50  |
| 0442   | Kutipan sampah<br><i>Refuse collection</i>   | 0.33           | 0.01  | 0.04    | 0.00  | 6.61              | 0.08  | -           | -     | 0.63           | 0.01  |
| 0443   | Pembentungan<br><i>Sewage collection</i>   | 0.11           | 0.00  | 0.14    | 0.00  | 9.48              | 0.12  | 0.04        | 0.00  | 9.50           | 0.10  |
| 0444   | Perkhidmatan lain berkaitan rumah kediaman<br><i>Other services relating to the dwelling n.e.c</i>   | 1.54           | 0.04  | 1.13    | 0.03  | 196.02            | 2.40  | 0.74        | 0.02  | 139.10         | 1.51  |
| 0451   | Bekalan elektrik<br><i>Electricity</i>   | 106.64         | 3.01  | 134.35  | 3.14  | 181.26            | 2.22  | 202.93      | 4.51  | 176.14         | 1.92  |
| 0452   | Gas<br><i>Gas</i>  | 19.37          | 0.55  | 25.72   | 0.60  | 11.40             | 0.14  | 8.21        | 0.18  | 20.04          | 0.22  |
| 0453   | Bahan api cecair<br><i>Liquid fuels</i>  | 0.05           | 0.00  | 0.03    | 0.00  | 0.03              | 0.00  | 0.07        | 0.00  | 0.01           | 0.00  |
| 0454   | Bahan api pepejal<br><i>Solid fuels</i>  | 0.63           | 0.02  | 1.30    | 0.03  | 0.16              | 0.00  | 2.70        | 0.06  | 0.32           | 0.00  |
| 0455   | Lain lain bahan tenaga untuk pemanasan & penyejukan<br><i>Other energy for heating &amp; cooling</i>   | 0.00           | 0.00  | 0.00    | 0.00  | 0.06              | 0.00  | -           | -     | -              | -     |
| Kumpulan Group                                       | 05 Hiasan, Perkakasan dan Penyelenggaraan Isi Rumah<br><i>Furnishings, Household Equipment and Routine Household Maintenance</i>   | 126.11         | 3.56  | 185.15  | 4.33  | 348.25            | 4.26  | 221.02      | 4.91  | 408.15         | 4.44  |
| 0511   | Perabot, kelengkapan & permaidani<br><i>Furniture, furnishings &amp; loose carpets</i>   | 23.09          | 0.65  | 46.87   | 1.09  | 113.39            | 1.39  | 72.53       | 1.61  | 125.97         | 1.37  |
| 0512   | Pembaikan, pemasangan & sewa perabot, kelengkapan & permaidani<br><i>Repair, installation &amp; hire of furniture, furnishings &amp; loose carpets</i>                               | 0.22           | 0.01  | 0.41    | 0.01  | 0.37              | 0.00  | 0.02        | 0.00  | 0.34           | 0.00  |
| 0521   | Tekstil isi rumah<br><i>Household textiles</i>   | 5.39           | 0.15  | 10.07   | 0.24  | 14.22             | 0.17  | 11.91       | 0.26  | 17.67          | 0.19  |

Jadual 4.2: Komposisi perbelanjaan penggunaan isi rumah bulanan mengikut subkumpulan perbelanjaan, negeri dan strata, Malaysia, 2024 (samb.)

Table 4.2: Composition of monthly household consumption expenditure by subgroups of expenditure, state and strata, Malaysia, 2024 (cont'd)

| Subkumpulan perbelanjaan<br>Subgroups of expenditure  | Jumlah / Total |             |              |             |                   |             |              |             |                |             |
|---|----------------|-------------|--------------|-------------|-------------------|-------------|--------------|-------------|----------------|-------------|
|   | Sabah          |             | Sarawak      |             | W.P. Kuala Lumpur |             | W.P. Labuan  |             | W.P. Putrajaya |             |
|   | (RM)           | (%)         | (RM)         | (%)         | (RM)              | (%)         | (RM)         | (%)         | (RM)           | (%)         |
| <b>0522</b> Pembaikan, sewa & khidmat jahitan tekstil isi rumah<br><i>Repair, hire &amp; sewing services of household textiles</i>                              | 0.33           | 0.01        | 0.00         | 0.00        | 0.28              | 0.00        | -            | -           | -              | -           |
| <b>0531</b> Perkakasan utama isi rumah sama ada elektrik atau bukan elektrik<br><i>Major household appliances, whether electric or not</i>                      | 14.67          | 0.41        | 23.12        | 0.54        | 65.24             | 0.80        | 34.05        | 0.76        | 95.40          | 1.04        |
| <b>0532</b> Kelengkapan elektrik kecil isi rumah<br><i>Small household appliances</i>   | 3.87           | 0.11        | 7.31         | 0.18        | 13.19             | 0.16        | 12.36        | 0.27        | 13.47          | 0.15        |
| <b>0533</b> Pembaikan, pemasangan & sewa perkakas isi rumah<br><i>Repair, installation &amp; hire of household appliances</i>                                   | 3.48           | 0.10        | 6.51         | 0.15        | 1.58              | 0.02        | 4.03         | 0.09        | 7.58           | 0.08        |
| <b>0540</b> Barang kaca, pinggan mangkuk & peralatan dapur isi rumah<br><i>Glassware, tableware &amp; household utensils</i>                                    | 3.16           | 0.09        | 6.10         | 0.14        | 5.25              | 0.06        | 10.57        | 0.23        | 9.71           | 0.11        |
| <b>0551</b> Alat-alat & peralatan bermotor<br><i>Motorized tools &amp; equipment</i>  | 1.39           | 0.04        | 2.21         | 0.05        | 0.57              | 0.01        | 3.23         | 0.07        | 2.74           | 0.03        |
| <b>0552</b> Alat-alat tidak bermotor & pelbagai aksesori<br><i>Non-motorized tools &amp; miscellaneous accessories</i>  | 1.36           | 0.04        | 2.35         | 0.06        | 1.27              | 0.02        | 3.89         | 0.09        | 1.48           | 0.02        |
| <b>0553</b> Pembaikan & sewa alat-alat & peralatan bermotor & tidak bermotor<br><i>Repair &amp; hire of motorized &amp; non-motorized tools &amp; equipment</i> | 0.03           | 0.00        | 0.02         | 0.00        | 0.31              | 0.00        | 0.16         | 0.00        | 0.15           | 0.00        |
| <b>0561</b> Barang-barang isi rumah tidak tahan lama<br><i>Non-durable household goods</i>  | 49.91          | 1.41        | 60.93        | 1.42        | 55.36             | 0.68        | 43.90        | 0.98        | 72.97          | 0.79        |
| <b>0562</b> Perkhidmatan domestik & perkhidmatan urusan rumah tangga<br><i>Domestic services &amp; household services</i>                                       | 19.21          | 0.54        | 19.25        | 0.45        | 77.23             | 0.94        | 24.36        | 0.54        | 60.68          | 0.66        |
| <b>Kumpulan 06 Kesihatan</b><br><i>Group Health</i>   | <b>75.98</b>   | <b>2.14</b> | <b>93.99</b> | <b>2.20</b> | <b>170.06</b>     | <b>2.08</b> | <b>77.86</b> | <b>1.73</b> | <b>184.41</b>  | <b>2.01</b> |
| <b>0611</b> Ubat-ubatan<br><i>Medicines</i>   | 42.01          | 1.18        | 53.37        | 1.25        | 54.42             | 0.67        | 25.25        | 0.56        | 74.78          | 0.81        |
| <b>0612</b> Produk perubatan<br><i>Medical products</i>   | 6.68           | 0.19        | 11.03        | 0.26        | 22.08             | 0.27        | 10.41        | 0.23        | 15.57          | 0.17        |
| <b>0613</b> Produk bantu<br><i>Assistive products</i>   | 6.56           | 0.19        | 7.31         | 0.18        | 29.17             | 0.36        | 13.28        | 0.30        | 16.88          | 0.18        |
| <b>0722</b> Bahan api & pelincir untuk kelengkapan pengangkutan persendirian<br><i>Fuels &amp; lubricants for personal transport equipment</i>                  | 0.04           | 0.00        | 0.11         | 0.00        | 0.32              | 0.00        | 0.12         | 0.00        | 0.37           | 0.00        |
| <b>0621</b> Perkhidmatan penjagaan pencegahan<br><i>Preventive care services</i>  | 0.57           | 0.02        | 2.02         | 0.05        | 0.38              | 0.00        | 2.71         | 0.06        | 2.48           | 0.03        |
| <b>0622</b> Perkhidmatan pergigian pesakit luar<br><i>Outpatient dental services</i>  | 5.11           | 0.14        | 6.15         | 0.14        | 24.79             | 0.30        | 1.86         | 0.04        | 22.01          | 0.24        |

Jadual 4.2: Komposisi perbelanjaan penggunaan isi rumah bulanan mengikut subkumpulan perbelanjaan, negeri dan strata, Malaysia, 2024 (samb.)

Table 4.2: Composition of monthly household consumption expenditure by subgroups of expenditure, state and strata, Malaysia, 2024 (cont'd)

| Subkumpulan perbelanjaan<br>Subgroups of expenditure |  | Jumlah / Total |              |               |              |                   |              |               |              |                 |              |
|--|--|----------------|--------------|---------------|--------------|-------------------|--------------|---------------|--------------|-----------------|--------------|
|  |  | Sabah          |              | Sarawak       |              | W.P. Kuala Lumpur |              | W.P. Labuan   |              | W.P. Putrajaya  |              |
|  |  | (RM)           | (%)          | (RM)          | (%)          | (RM)              | (%)          | (RM)          | (%)          | (RM)            | (%)          |
| 0623   | Perkhidmatan rawatan pesakit luar yang lain (tidak termasuk perkhidmatan pergigian)<br><i>Other outpatient care services (excluding preventive &amp; dental)</i> | 12.81          | 0.36         | 12.38         | 0.29         | 23.41             | 0.29         | 22.41         | 0.50         | 34.05           | 0.37         |
| 0631   | Perkhidmatan kuratif & pemulihan pesakit dalam<br><i>Inpatient curative &amp; rehabilitative</i>   | 2.01           | 0.06         | 1.48          | 0.03         | 13.77             | 0.17         | 1.82          | 0.04         | 9.73            | 0.11         |
| 0632   | Perkhidmatan rawatan jangka panjang pesakit dalam<br><i>Inpatient long term care services</i>  | 0.10           | 0.00         | 0.00          | 0.00         | 0.71              | 0.01         | -             | -            | 8.04            | 0.09         |
| 0641   | Perkhidmatan pengimejan diagnostik & perkhidmatan makmal perubatan<br><i>Diagnostic imaging services &amp; medical laboratory services</i>                       | 0.01           | 0.00         | 0.14          | 0.00         | 1.01              | 0.01         | -             | -            | 0.50            | 0.01         |
| 0642   | Perkhidmatan pengangkutan kecemasan pesakit & penyelamatan kecemasan<br><i>Patient emergency transportation services &amp; emergency rescue</i>                  | 0.00           | 0.00         | 0.00          | 0.00         | -                 | -            | -             | -            | -               | -            |
| 0643   | Perkhidmatan yang tidak dikelaskan di tempat lain<br><i>Services not classified elsewhere</i>  | 0.08           | 0.00         | 0.00          | 0.00         | -                 | -            | -             | -            | -               | -            |
| <b>Kumpulan Group</b>                                | <b>07 Pengangkutan Transport</b>   | <b>385.83</b>  | <b>10.89</b> | <b>446.14</b> | <b>10.42</b> | <b>867.61</b>     | <b>10.61</b> | <b>547.65</b> | <b>12.18</b> | <b>1,144.91</b> | <b>12.46</b> |
| 0711   | Motokar<br><i>Motor cars</i>   | 19.39          | 0.55         | 13.46         | 0.31         | 181.90            | 2.22         | 125.38        | 2.79         | 309.00          | 3.36         |
| 0712   | Motosikal<br><i>Motorcycles</i>  | 1.34           | 0.04         | 1.10          | 0.03         | 49.80             | 0.61         | -             | -            | 19.73           | 0.21         |
| 0713   | Basikal<br><i>Bicycles</i>   | 0.44           | 0.01         | 0.52          | 0.01         | 2.07              | 0.03         | 0.63          | 0.01         | 1.52            | 0.02         |
| 0721   | Alat ganti & aksesori untuk kelengkapan pengangkutan persendirian<br><i>Parts &amp; accessories for personal transport equipment</i>                             | 26.85          | 0.76         | 16.50         | 0.39         | 22.70             | 0.28         | 31.67         | 0.70         | 54.54           | 0.59         |
| 0722   | Bahan api & pelincir untuk kelengkapan pengangkutan persendirian<br><i>Fuels &amp; lubricants for personal transport equipment</i>                               | 222.71         | 6.28         | 291.55        | 6.81         | 346.06            | 4.23         | 244.24        | 5.43         | 438.97          | 4.78         |
| 0723   | Penyelenggaraan & pembaikan kelengkapan kenderaan persendirian<br><i>Maintenance &amp; repair of personal transport equipment</i>                                | 64.02          | 1.81         | 79.81         | 1.86         | 105.66            | 1.29         | 83.47         | 1.86         | 178.54          | 1.94         |
| 0724   | Perkhidmatan lain berkenaan kelengkapan pengangkutan persendirian<br><i>Other services in respect of personal transport equipment</i>                            | 8.10           | 0.23         | 8.51          | 0.20         | 64.27             | 0.79         | 16.20         | 0.36         | 85.18           | 0.93         |

Jadual 4.2: Komposisi perbelanjaan penggunaan isi rumah bulanan mengikut subkumpulan perbelanjaan, negeri dan strata, Malaysia, 2024 (samb.)

Table 4.2: Composition of monthly household consumption expenditure by subgroups of expenditure, state and strata, Malaysia, 2024 (cont'd)

| Subkumpulan perbelanjaan<br>Subgroups of expenditure   | Jumlah / Total |             |               |             |                   |             |               |             |                |             |
|--|----------------|-------------|---------------|-------------|-------------------|-------------|---------------|-------------|----------------|-------------|
|  | Sabah          |             | Sarawak       |             | W.P. Kuala Lumpur |             | W.P. Labuan   |             | W.P. Putrajaya |             |
|  | (RM)           | (%)         | (RM)          | (%)         | (RM)              | (%)         | (RM)          | (%)         | (RM)           | (%)         |
| 0731 Pengangkutan penumpang menggunakan laluan rel<br><i>Passenger transport by railway</i>  | 0.03           | 0.00        | 0.15          | 0.00        | 4.47              | 0.05        | 0.10          | 0.00        | 2.49           | 0.03        |
| 0732 Pengangkutan penumpang menggunakan jalan raya<br><i>Passenger transport by road</i>   | 31.18          | 0.88        | 20.81         | 0.49        | 42.44             | 0.52        | 15.49         | 0.34        | 21.11          | 0.23        |
| 0733 Pengangkutan penumpang melalui udara<br><i>Passenger transport by air</i>   | 6.60           | 0.19        | 8.93          | 0.21        | 42.98             | 0.53        | 15.50         | 0.34        | 19.73          | 0.21        |
| 0734 Pengangkutan penumpang melalui laut & air daratan<br><i>Passenger transport by sea &amp; inland waterway</i>  | 1.85           | 0.05        | 1.16          | 0.03        | 1.00              | 0.01        | 4.09          | 0.09        | 0.38           | 0.00        |
| 0735 Pengangkutan penumpang gabungan<br><i>Combined passenger transport</i>  | 0.10           | 0.00        | 0.00          | 0.00        | 0.73              | 0.01        | 0.11          | 0.00        | 0.17           | 0.00        |
| 0736 Bayaran perkhidmatan pengangkutan lain<br><i>Other purchased transport services</i>   | 0.22           | 0.01        | 0.04          | 0.00        | 0.53              | 0.01        | 0.04          | 0.00        | 1.25           | 0.01        |
| 0741 Perkhidmatan pos & kurier<br><i>Postal &amp; courier services</i>   | 2.17           | 0.06        | 2.27          | 0.05        | 0.56              | 0.01        | 3.33          | 0.07        | 2.70           | 0.03        |
| 0749 Pengangkutan barang-barang lain<br><i>Other transport of goods</i>  | 0.83           | 0.02        | 1.31          | 0.03        | 2.43              | 0.03        | 7.39          | 0.16        | 9.60           | 0.10        |
| <b>Kumpulan 08 Maklumat dan Komunikasi</b><br><i>Group Information and Communication</i>   | <b>226.04</b>  | <b>6.39</b> | <b>262.27</b> | <b>6.13</b> | <b>470.31</b>     | <b>5.75</b> | <b>348.20</b> | <b>7.74</b> | <b>565.32</b>  | <b>6.15</b> |
| 0811 Peralatan telefon tetap<br><i>Fixed telephone equipment</i>   | 0.04           | 0.00        | 0.00          | 0.00        | 0.34              | 0.00        | -             | -           | 0.17           | 0.00        |
| 0812 Peralatan telefon bimbit<br><i>Mobile telephone equipment</i>   | 17.72          | 0.50        | 13.27         | 0.31        | 34.19             | 0.42        | 17.53         | 0.39        | 68.54          | 0.75        |
| 0813 Peralatan pemprosesan maklumat<br><i>Information processing equipment</i>   | 10.48          | 0.30        | 11.14         | 0.26        | 27.30             | 0.33        | 12.93         | 0.29        | 68.96          | 0.75        |
| 0814 Peralatan untuk penerimaan, rakaman & penghasilan suara & penglihatan<br><i>Equipment for the reception, recording &amp; reproduction of sound &amp; vision</i> | 3.76           | 0.11        | 6.17          | 0.14        | 15.39             | 0.19        | 12.67         | 0.28        | 23.24          | 0.25        |
| 0815 Media rakaman tidak direkod<br><i>Unrecorded recording media</i>  | 0.11           | 0.00        | 0.55          | 0.01        | 0.53              | 0.01        | 0.73          | 0.02        | 1.18           | 0.01        |
| 0819 Peralatan & aksesori maklumat & komunikasi lain<br><i>Other information &amp; communication equipment &amp; accessories</i>                                     | 6.24           | 0.18        | 7.77          | 0.19        | 18.49             | 0.23        | 8.97          | 0.20        | 16.51          | 0.18        |
| 0820 Perisian (tidak termasuk perisian permainan)<br><i>Software (excluding games)</i>   | 0.01           | 0.00        | 0.07          | 0.00        | 0.20              | 0.00        | -             | -           | 0.22           | 0.00        |
| 0831 Perkhidmatan komunikasi tetap<br><i>Fixed communication services</i>  | 2.35           | 0.07        | 1.55          | 0.04        | 5.18              | 0.06        | 5.48          | 0.12        | 1.30           | 0.01        |
| 0832 Perkhidmatan komunikasi mudah alih<br><i>Mobile communication services</i>  | 107.37         | 3.03        | 139.50        | 3.26        | 167.06            | 2.04        | 166.86        | 3.71        | 207.70         | 2.26        |

Jadual 4.2: Komposisi perbelanjaan penggunaan isi rumah bulanan mengikut subkumpulan perbelanjaan, negeri dan strata, Malaysia, 2024 (samb.)

Table 4.2: Composition of monthly household consumption expenditure by subgroups of expenditure, state and strata, Malaysia, 2024 (cont'd)

| Subkumpulan perbelanjaan<br>Subgroups of expenditure |   | Jumlah / Total |      |         |      |                   |      |             |      |                |      |
|--|---|----------------|------|---------|------|-------------------|------|-------------|------|----------------|------|
|  |   | Sabah          |      | Sarawak |      | W.P. Kuala Lumpur |      | W.P. Labuan |      | W.P. Putrajaya |      |
|  |   | (RM)           | (%)  | (RM)    | (%)  | (RM)              | (%)  | (RM)        | (%)  | (RM)           | (%)  |
| 0833   | Perkhidmatan penyediaan akses internet & net storage services<br><i>Internet access provision services &amp; net storage services</i>   | 24.23          | 0.68 | 15.39   | 0.36 | 65.69             | 0.80 | 16.70       | 0.37 | 55.51          | 0.60 |
| 0834   | Perkhidmatan telekomunikasi gabungan<br><i>Bundled telecommunication services</i>   | 20.89          | 0.59 | 40.93   | 0.96 | 81.27             | 0.99 | 55.72       | 1.24 | 67.95          | 0.74 |
| 0835   | Pembaikan & sewaan peralatan maklumat & komunikasi<br><i>Repair &amp; rental of information &amp; communication equipment</i>   | 0.59           | 0.02 | 0.55    | 0.01 | 1.16              | 0.01 | 1.97        | 0.04 | 0.92           | 0.01 |
| 0839   | Perkhidmatan maklumat & komunikasi lain<br><i>Other information &amp; communication services</i>  | 32.25          | 0.91 | 25.38   | 0.59 | 53.51             | 0.65 | 48.64       | 1.08 | 53.11          | 0.58 |
| Kumpulan Group                                       | 09 Rekreasi, Sukan dan Kebudayaan<br><i>Recreation, Sport and Culture</i>   | 58.52          | 1.65 | 129.50  | 3.02 | 298.08            | 3.65 | 80.78       | 1.80 | 405.29         | 4.41 |
| 0911   | Peralatan fotografi & kelengkapan sinematografi & alatan optik<br><i>Photographic &amp; cinematographic equipment &amp; optical instruments</i>                                       | 0.52           | 0.01 | 1.95    | 0.05 | 4.29              | 0.05 | 0.52        | 0.08 | 11.18          | 0.12 |
| 0912   | Barang-barang tahan lama utama untuk rekreasi<br><i>Major durables for recreation</i>   | 0.81           | 0.02 | 1.36    | 0.03 | 4.32              | 0.05 | 0.44        | 0.01 | 21.41          | 0.23 |
| 0921   | Permainan, mainan & hobi<br><i>Games, toys &amp; hobbies</i>  | 6.30           | 0.18 | 13.76   | 0.32 | 18.55             | 0.23 | 20.59       | 0.46 | 21.48          | 0.23 |
| 0922   | Kelengkapan untuk bersukan, perkhemahan & rekreasi terbuka<br><i>Equipment for sport, camping &amp; open-air recreation</i>   | 2.01           | 0.06 | 3.14    | 0.07 | 7.13              | 0.09 | 2.67        | 0.06 | 7.56           | 0.08 |
| 0931   | Produk kebun, tanaman & bunga<br><i>Garden products, plants &amp; flowers</i>   | 1.29           | 0.04 | 6.07    | 0.15 | 9.64              | 0.12 | 2.61        | 0.06 | 4.52           | 0.05 |
| 0932   | Binatang peliharaan & produk untuk binatang peliharaan<br><i>Pets &amp; products for pets</i>   | 9.57           | 0.27 | 22.38   | 0.52 | 10.74             | 0.13 | 9.98        | 0.22 | 10.91          | 0.12 |
| 0941   | Sewa & pembaikan peralatan fotografi & kelengkapan sinematografi & alatan optik<br><i>Hire &amp; repair of photographic &amp; cinematographic equipment &amp; optical instruments</i> | 0.00           | 0.00 | 0.06    | 0.00 | 0.51              | 0.01 | -           | -    | 0.23           | 0.00 |
| 0942   | Sewa, penyelenggaraan & pembaikan barang-barang tahan lama utama untuk rekreasi<br><i>Hire, maintenance &amp; repair of major durables for recreation</i>                             | 0.02           | 0.00 | 0.07    | 0.00 | 0.34              | 0.01 | -           | -    | -              | -    |
| 0943   | Sewa & pembaikan permainan, mainan & hobi<br><i>Hire &amp; repair of games, toys &amp; hobbies</i>  | 0.07           | 0.00 | 0.53    | 0.01 | 0.20              | 0.00 | 2.86        | 0.06 | 2.56           | 0.03 |

Jadual 4.2: Komposisi perbelanjaan penggunaan isi rumah bulanan mengikut subkumpulan perbelanjaan, negeri dan strata, Malaysia, 2024 (samb.)

Table 4.2: Composition of monthly household consumption expenditure by subgroups of expenditure, state and strata, Malaysia, 2024 (cont'd)

| Subkumpulan perbelanjaan<br>Subgroups of expenditure |   | Jumlah / Total |             |              |             |                   |             |              |             |                |             |
|--|---|----------------|-------------|--------------|-------------|-------------------|-------------|--------------|-------------|----------------|-------------|
|  |   | Sabah          |             | Sarawak      |             | W.P. Kuala Lumpur |             | W.P. Labuan  |             | W.P. Putrajaya |             |
|  |   | (RM)           | (%)         | (RM)         | (%)         | (RM)              | (%)         | (RM)         | (%)         | (RM)           | (%)         |
| 0944   | Sewa & pembaikan kelengkapan untuk bersukan, perkhemahan & rekreasi terbuka<br><i>Hire &amp; repair of equipment for sport, camping &amp; open air-recreation</i> | 0.09           | 0.00        | 0.12         | 0.00        | 1.00              | 0.01        | -            | -           | 1.26           | 0.01        |
| 0945   | Veterinar & lain-lain perkhidmatan untuk binatang peliharaan<br><i>Veterinary &amp; other services for pets</i>   | 0.98           | 0.03        | 1.88         | 0.04        | 4.24              | 0.05        | 0.80         | 0.02        | 4.86           | 0.05        |
| 0946   | Perkhidmatan rekreasi & sukan<br><i>Recreational &amp; sporting services</i>  | 9.84           | 0.28        | 9.62         | 0.22        | 71.13             | 0.87        | 10.45        | 0.23        | 100.80         | 1.10        |
| 0947   | Permainan nasib<br><i>Games of chance</i>   | 3.02           | 0.09        | 31.06        | 0.73        | 16.32             | 0.20        | 1.79         | 0.04        | -              | -           |
| 0951   | Alat muzik<br><i>Musical instruments</i>  | 0.42           | 0.01        | 0.84         | 0.02        | 4.59              | 0.06        | 0.88         | 0.02        | 3.34           | 0.04        |
| 0952   | Media pandang dengar<br><i>Audio-visual media</i>   | 0.00           | 0.00        | 0.02         | 0.00        | 0.03              | 0.00        | 0.00         | 0.00        | -              | -           |
| 0961   | Perkhidmatan yang disediakan oleh panggung wayang, teater & tempat konsert<br><i>Services provided by cinemas, theatres &amp; concert venues</i>                  | 9.54           | 0.27        | 12.61        | 0.29        | 35.10             | 0.43        | 6.15         | 0.14        | 45.40          | 0.49        |
| 0962   | Perkhidmatan yang disediakan oleh muzium, perpustakaan & tapak kebudayaan<br><i>Services provided by museums, libraries &amp; cultural sites</i>                  | 0.85           | 0.02        | 2.43         | 0.06        | 13.02             | 0.16        | 0.02         | 0.00        | 13.08          | 0.14        |
| 0963   | Perkhidmatan fotografi<br><i>Photographic services</i>  | 0.09           | 0.00        | 0.77         | 0.02        | 0.22              | 0.00        | 0.45         | 0.01        | 0.09           | 0.00        |
| 0969   | Lain-lain perkhidmatan kebudayaan<br><i>Other cultural services</i>   | 0.04           | 0.00        | 0.21         | 0.00        | 0.80              | 0.01        | -            | -           | -              | -           |
| 0971   | Buku<br><i>Books</i>  | 0.65           | 0.02        | 1.01         | 0.03        | 0.97              | 0.01        | 0.55         | 0.01        | 14.80          | 0.16        |
| 0972   | Surat khabar & bacaan berkala<br><i>Newspapers &amp; periodicals</i>  | 0.24           | 0.01        | 0.47         | 0.01        | 2.89              | 0.04        | 0.28         | 0.01        | 0.38           | 0.00        |
| 0973   | Pelbagai perkara bercetak<br><i>Miscellaneous printed matter</i>  | 0.09           | 0.00        | 0.18         | 0.00        | 0.22              | 0.00        | 0.10         | 0.00        | 0.16           | 0.00        |
| 0974   | Alat tulis & bahan lukisan<br><i>Stationery &amp; drawing materials</i>   | 7.83           | 0.22        | 11.00        | 0.26        | 14.09             | 0.17        | 8.75         | 0.19        | 31.75          | 0.35        |
| 0980   | Pakej percutian<br><i>Package holidays</i>  | 4.25           | 0.12        | 7.96         | 0.19        | 77.74             | 0.95        | 10.89        | 0.24        | 109.52         | 1.19        |
| <b>Kumpulan</b>                                      | <b>10 Perkhidmatan Pendidikan</b><br><i>Group Education Services</i>  | <b>39.82</b>   | <b>1.13</b> | <b>36.50</b> | <b>0.85</b> | <b>84.26</b>      | <b>1.03</b> | <b>45.53</b> | <b>1.01</b> | <b>232.76</b>  | <b>2.53</b> |
| 1010   | Pendidikan peringkat pra sekolah & sekolah rendah<br><i>Pre-primary &amp; primary school education</i>  | 27.68          | 0.78        | 20.70        | 0.48        | 46.49             | 0.57        | 33.16        | 0.74        | 170.32         | 1.85        |
| 1020   | Pendidikan peringkat menengah<br><i>Secondary education</i>   | 4.24           | 0.12        | 4.14         | 0.09        | 10.90             | 0.13        | 4.91         | 0.11        | 17.19          | 0.19        |

Jadual 4.2: Komposisi perbelanjaan penggunaan isi rumah bulanan mengikut subkumpulan perbelanjaan, negeri dan strata, Malaysia, 2024 (samb.)

Table 4.2: Composition of monthly household consumption expenditure by subgroups of expenditure, state and strata, Malaysia, 2024 (cont'd)

| Subkumpulan perbelanjaan<br>Subgroups of expenditure |   | Jumlah / Total |              |               |              |                   |              |               |              |                 |              |
|--|---|----------------|--------------|---------------|--------------|-------------------|--------------|---------------|--------------|-----------------|--------------|
|  |   | Sabah          |              | Sarawak       |              | W.P. Kuala Lumpur |              | W.P. Labuan   |              | W.P. Putrajaya  |              |
|  |   | (RM)           | (%)          | (RM)          | (%)          | (RM)              | (%)          | (RM)          | (%)          | (RM)            | (%)          |
| 1030   | Pendidikan peringkat lepasan menengah bukan tertiar<br><i>Post-secondary non-tertiary education</i>   | 1.98           | 0.06         | 5.25          | 0.12         | 11.66             | 0.14         | 2.99          | 0.07         | 6.64            | 0.07         |
| 1040   | Pendidikan peringkat diploma & ke atas<br><i>Diploma level education &amp; above</i>  | 3.56           | 0.10         | 3.09          | 0.08         | 8.32              | 0.10         | 3.53          | 0.08         | 10.62           | 0.12         |
| 1050   | Pendidikan yang tidak dikelaskan mengikut peringkat<br><i>Education not definable by level</i>  | 2.36           | 0.07         | 3.32          | 0.08         | 6.90              | 0.08         | 0.93          | 0.02         | 27.99           | 0.30         |
| <b>Kumpulan Group</b>                                | <b>11 Restoran dan Perkhidmatan Penginapan<br/><i>Restaurants and Accommodation Services</i></b>  | <b>390.18</b>  | <b>11.00</b> | <b>502.31</b> | <b>11.73</b> | <b>1,345.62</b>   | <b>16.45</b> | <b>555.20</b> | <b>12.34</b> | <b>1,486.69</b> | <b>16.19</b> |
| 1110   | Restoran, kafe, kantin, kafeteria, dewan makan & seumpamanya<br><i>Restaurants, cafés, canteens, cafeterias, refectories &amp; the like</i> | 371.51         | 10.48        | 481.23        | 11.24        | 1,266.41          | 15.49        | 548.06        | 12.19        | 1368.46         | 14.8978      |
| 1113   | Pembelian makanan dari lain-lain medium<br><i>Food purchase from other medium</i>   | 6.91           | 0.19         | 6.12          | 0.14         | 17.17             | 0.21         | 1.24          | 0.03         | 15.45           | 0.17         |
| 1120   | Perkhidmatan penginapan<br><i>Accommodation services</i>  | 11.76          | 0.33         | 14.96         | 0.35         | 62.04             | 0.76         | 5.90          | 0.13         | 102.78          | 1.13         |
| <b>Kumpulan Group</b>                                | <b>12 Insurans dan Perkhidmatan Kewangan<br/><i>Insurance and Financial Services</i></b>  | <b>90.78</b>   | <b>2.55</b>  | <b>105.36</b> | <b>2.46</b>  | <b>417.02</b>     | <b>5.10</b>  | <b>136.97</b> | <b>3.05</b>  | <b>330.26</b>   | <b>3.60</b>  |
| 1211   | Insurans nyawa & kemalangan<br><i>Life &amp; accident insurance</i>   | 11.23          | 0.32         | 21.27         | 0.50         | 37.67             | 0.46         | 18.38         | 0.41         | 27.22           | 0.30         |
| 1212   | Insurans berkaitan dengan kesihatan<br><i>Insurance connected with health</i>   | 4.44           | 0.13         | 10.73         | 0.25         | 40.23             | 0.49         | 46.24         | 1.03         | 83.13           | 0.90         |
| 1213   | Insurans berkaitan dengan kediaman<br><i>Insurance connected with the dwelling</i>  | 0.45           | 0.01         | 0.65          | 0.01         | 0.38              | 0.00         | 0.03          | 0.00         | -               | -            |
| 1214   | Insurans berkaitan dengan pengangkutan<br><i>Insurance connected with transport</i>   | 48.38          | 1.36         | 71.73         | 1.68         | 102.29            | 1.25         | 64.82         | 1.44         | 183.52          | 2.00         |
| 1219   | Insurans lain<br><i>Other insurance</i>   | 0.74           | 0.02         | 0.09          | 0.00         | 1.13              | 0.01         | 0.49          | 0.01         | 1.84            | 0.02         |
| 1221   | Perkhidmatan perantaraan kewangan diukur secara tidak langsung<br><i>Financial intermediation services indirectly measured</i>              | 2.23           | 0.06         | 0.15          | 0.00         | 232.73            | 2.85         | -             | -            | 34.15           | 0.37         |
| 1222   | Caj eksplisit oleh syarikat pengambilan deposit<br><i>Explicit charges by deposit-taking corporations</i>                                   | 1.55           | 0.04         | 0.51          | 0.01         | 2.56              | 0.03         | 1.52          | 0.03         | 0.39            | 0.00         |
| 1229   | Perkhidmatan kewangan lain<br><i>Other financial services</i>   | 21.76          | 0.61         | 0.23          | 0.01         | 0.02              | 0.00         | 5.49          | 0.12         | -               | -            |

Jadual 4.2: Komposisi perbelanjaan penggunaan isi rumah bulanan mengikut subkumpulan perbelanjaan, negeri dan strata, Malaysia, 2024 (samb.)

Table 4.2: Composition of monthly household consumption expenditure by subgroups of expenditure, state and strata, Malaysia, 2024 (cont'd)

|  |  | Jumlah / Total  |               |                 |               |                   |               |                 |               |                 |               |
|--|--|-----------------|---------------|-----------------|---------------|-------------------|---------------|-----------------|---------------|-----------------|---------------|
| Subkumpulan perbelanjaan<br>Subgroups of expenditure |  | Sabah           |               | Sarawak         |               | W.P. Kuala Lumpur |               | W.P. Labuan     |               | W.P. Putrajaya  |               |
|  |  | (RM)            | (%)           | (RM)            | (%)           | (RM)              | (%)           | (RM)            | (%)           | (RM)            | (%)           |
| <b>Kumpulan</b>                                      | <b>13 Penjagaan Diri, Perlindungan Sosial dan Pelbagai Barangan dan Perkhidmatan</b><br><i>Personal Care, Social Protection and Miscellaneous Goods and Services</i> | <b>212.70</b>   | <b>6.01</b>   | <b>255.95</b>   | <b>5.98</b>   | <b>466.43</b>     | <b>5.70</b>   | <b>251.88</b>   | <b>5.60</b>   | <b>576.69</b>   | <b>6.28</b>   |
| <i>Group</i>   |  |                 |               |                 |               |                   |               |                 |               |                 |               |
| <b>1311</b>  | <b>Perkakas elektrik untuk penjagaan diri</b><br><i>Electric appliances for personal care</i>  | 0.97            | 0.03          | 1.82            | 0.05          | 4.51              | 0.06          | 4.36            | 0.10          | 2.77            | 0.03          |
| <b>1312</b>  | <b>Lain-lain perkakas, artikel &amp; produk untuk penjagaan diri</b><br><i>Other appliances, articles &amp; products for personal care</i>                           | 131.31          | 3.70          | 136.88          | 3.20          | 170.02            | 2.08          | 135.55          | 3.01          | 156.06          | 1.70          |
| <b>1313</b>  | <b>Salon dandanan rambut &amp; pusat dandanan peribadi</b><br><i>Hairdressing salons &amp; personal grooming establishments</i>                                      | 22.44           | 0.63          | 53.61           | 1.25          | 60.47             | 0.74          | 40.48           | 0.90          | 62.13           | 0.68          |
| <b>1321</b>  | <b>Barang kemas &amp; jam tangan</b><br><i>Jewellery &amp; watches</i>   | 15.43           | 0.44          | 25.13           | 0.59          | 73.36             | 0.90          | 23.21           | 0.52          | 63.32           | 0.69          |
| <b>1322</b>  | <b>Artikel pemujaan &amp; artikel untuk perayaan keagamaan &amp; ritual</b><br><i>Devotional articles &amp; articles for religious &amp; ritual celebrations</i>     | 1.02            | 0.03          | 3.16            | 0.07          | 11.64             | 0.14          | 2.56            | 0.06          | 0.59            | 0.01          |
| <b>1329</b>  | <b>Barang peribadi lain yang tidak dikelaskan dimana-mana</b><br><i>Other personal effects n.e.c</i>   | 7.76            | 0.22          | 11.77           | 0.27          | 20.60             | 0.25          | 12.36           | 0.27          | 19.02           | 0.21          |
| <b>1330</b>  | <b>Perlindungan sosial</b><br><i>Social protection</i>   | 1.67            | 0.05          | 2.50            | 0.06          | 17.92             | 0.22          | 4.62            | 0.10          | 53.91           | 0.59          |
| <b>1390</b>  | <b>Lain-lain perkhidmatan</b><br><i>Other services</i>   | 32.10           | 0.91          | 21.08           | 0.49          | 107.91            | 1.32          | 28.74           | 0.64          | 218.88          | 2.38          |
|  | <b>Komposisi perbelanjaan penggunaan isi rumah bulanan (01-13)</b><br><i>Composition of monthly household consumption expenditure (01-13)</i>                        | <b>3,546.57</b> | <b>100.00</b> | <b>4,280.77</b> | <b>100.00</b> | <b>8,177.93</b>   | <b>100.00</b> | <b>4,497.24</b> | <b>100.00</b> | <b>9,185.67</b> | <b>100.00</b> |

Jadual 4.2: Komposisi perbelanjaan penggunaan isi rumah bulanan mengikut subkumpulan perbelanjaan, negeri dan strata, Malaysia, 2024

Table 4.2: Composition of monthly household consumption expenditure by subgroups of expenditure, state and strata, Malaysia, 2024

| Subkumpulan perbelanjaan<br>Subgroups of expenditure |  | Bandar / Urban  |              |               |              |               |              |               |              |
|--|--|-----------------|--------------|---------------|--------------|---------------|--------------|---------------|--------------|
|  |  | Jumlah<br>Total |              | Johor         |              | Kedah         |              | Kelantan      |              |
|  |  | (RM)            | (%)          | (RM)          | (%)          | (RM)          | (%)          | (RM)          | (%)          |
| <b>Kumpulan</b>                                      | <b>01 Makanan dan Minuman</b>  | <b>879.33</b>   | <b>14.41</b> | <b>977.59</b> | <b>15.71</b> | <b>791.15</b> | <b>18.66</b> | <b>863.12</b> | <b>20.27</b> |
| <i>Group</i>   | <i>Food and Beverages</i>  |                 |              |               |              |               |              |               |              |
|  | <b>0111 Bijirin &amp; produk bijirin</b>   | 133.60          | 2.19         | 114.79        | 1.85         | 107.66        | 2.55         | 116.89        | 2.74         |
|  | <i>Cereals &amp; cereal products</i>   |                 |              |               |              |               |              |               |              |
|  | <b>0112 Haiwan hidup, daging &amp; bahagian lain bagi haiwan darat yang disembelih</b>         | 123.70          | 2.03         | 124.34        | 2.00         | 106.49        | 2.51         | 138.84        | 3.26         |
|  | <i>Live animals, meat &amp; other parts of slaughtered land animals</i>                        |                 |              |               |              |               |              |               |              |
|  | <b>0113 Ikan &amp; makanan laut lain</b>   | 190.42          | 3.12         | 270.58        | 4.35         | 190.03        | 4.48         | 196.42        | 4.61         |
|  | <i>Fish &amp; other seafood</i>  |                 |              |               |              |               |              |               |              |
|  | <b>0114 Susu, produk tenusu lain &amp; telur</b>   | 61.17           | 1.00         | 64.34         | 1.03         | 57.76         | 1.36         | 57.64         | 1.35         |
|  | <i>Milk, other dairy products &amp; eggs</i>   |                 |              |               |              |               |              |               |              |
|  | <b>0115 Minyak &amp; lemak</b>   | 34.59           | 0.57         | 39.73         | 0.64         | 29.50         | 0.70         | 27.50         | 0.65         |
|  | <i>Oils &amp; fats</i>   |                 |              |               |              |               |              |               |              |
|  | <b>0116 Buah-buahan &amp; kacang</b>   | 73.41           | 1.20         | 72.59         | 1.17         | 47.82         | 1.13         | 68.69         | 1.61         |
|  | <i>Fruits &amp; nuts</i>   |                 |              |               |              |               |              |               |              |
|  | <b>0117 Sayur-sayuran, ubi, plantain, pisang sayuran &amp; kekacang</b>                        | 86.22           | 1.41         | 102.24        | 1.64         | 95.16         | 2.24         | 77.64         | 1.82         |
|  | <i>Vegetables, tubers, plantains, cooking bananas &amp; pulses</i>                             |                 |              |               |              |               |              |               |              |
|  | <b>0118 Gula, manisan &amp; pencuci mulut</b>  | 25.83           | 0.42         | 27.99         | 0.45         | 22.46         | 0.53         | 33.64         | 0.79         |
|  | <i>Sugar, confectionery &amp; desserts</i>   |                 |              |               |              |               |              |               |              |
|  | <b>0119 Makanan sedia dimakan &amp; produk makanan lain</b>                                    | 108.55          | 1.78         | 120.21        | 1.93         | 102.75        | 2.42         | 102.33        | 2.40         |
|  | <i>Ready-made food &amp; other food products</i>   |                 |              |               |              |               |              |               |              |
|  | <b>0121 Jus buah-buahan &amp; sayur-sayuran</b>  | 1.30            | 0.02         | 1.51          | 0.02         | 0.71          | 0.02         | 1.14          | 0.03         |
|  | <i>Fruit &amp; vegetable juices</i>  |                 |              |               |              |               |              |               |              |
|  | <b>0122 Kopi &amp; pengganti kopi</b>  | 10.03           | 0.16         | 10.55         | 0.17         | 6.23          | 0.15         | 8.91          | 0.21         |
|  | <i>Coffee &amp; coffee substitutes</i>   |                 |              |               |              |               |              |               |              |
|  | <b>0123 Teh, mate' &amp; produk tumbuhan lain untuk seduhan</b>                                | 6.00            | 0.10         | 6.14          | 0.10         | 4.78          | 0.11         | 4.94          | 0.12         |
|  | <i>Tea, maté &amp; other plant products for infusion</i>                                       |                 |              |               |              |               |              |               |              |
|  | <b>0124 Minuman koko</b>   | 9.00            | 0.15         | 9.65          | 0.15         | 7.37          | 0.17         | 12.38         | 0.29         |
|  | <i>Cocoa drinks</i>  |                 |              |               |              |               |              |               |              |
|  | <b>0125 Air</b>  | 2.66            | 0.04         | 2.64          | 0.04         | 1.56          | 0.04         | 3.01          | 0.07         |
|  | <i>Water</i>   |                 |              |               |              |               |              |               |              |
|  | <b>0126 Minuman ringan</b>   | 5.19            | 0.09         | 3.58          | 0.06         | 3.90          | 0.09         | 3.98          | 0.09         |
|  | <i>Soft drinks</i>   |                 |              |               |              |               |              |               |              |
|  | <b>0129 Minuman tidak beralkohol lain</b>  | 7.38            | 0.12         | 5.98          | 0.10         | 6.97          | 0.16         | 7.10          | 0.17         |
|  | <i>Other non-alcoholic beverages</i>   |                 |              |               |              |               |              |               |              |
|  | <b>0130 Perkhidmatan pemprosesan barangan primer untuk makanan &amp; minuman bukan alkohol</b> | 0.28            | 0.01         | 0.73          | 0.01         | -             | -            | 2.08          | 0.05         |
|  | <i>Services for processing primary goods for food &amp; non-alcoholic beverages</i>            |                 |              |               |              |               |              |               |              |

Jadual 4.2: Komposisi perbelanjaan penggunaan isi rumah bulanan mengikut subkumpulan perbelanjaan, negeri dan strata, Malaysia, 2024 (samb.)

Table 4.2: Composition of monthly household consumption expenditure by subgroups of expenditure, state and strata, Malaysia, 2024 (cont'd)

| Subkumpulan perbelanjaan<br>Subgroups of expenditure |   | Bandar / Urban  |              |                 |              |               |              |               |              |
|--|---|-----------------|--------------|-----------------|--------------|---------------|--------------|---------------|--------------|
|  |   | Jumlah<br>Total |              | Johor           |              | Kedah         |              | Kelantan      |              |
|  |   | (RM)            | (%)          | (RM)            | (%)          | (RM)          | (%)          | (RM)          | (%)          |
| <b>Kumpulan</b>                                      | <b>02 Minuman Alkohol dan</b>   | <b>94.29</b>    | <b>1.54</b>  | <b>127.01</b>   | <b>2.04</b>  | <b>66.27</b>  | <b>1.56</b>  | <b>58.34</b>  | <b>1.37</b>  |
| <i>Group</i>   | <b>Tembakau</b><br><i>Alcoholic Beverages and Tobacco</i>   |                 |              |                 |              |               |              |               |              |
|  | <b>0211 Arak &amp; minuman keras</b><br><i>Spirits &amp; liquors</i>  | 6.57            | 0.11         | 9.59            | 0.16         | 4.20          | 0.10         | 0.31          | 0.01         |
|  | <b>0212 Wain</b><br><i>Wine</i>   | 7.43            | 0.12         | 10.98           | 0.18         | 4.54          | 0.11         | 0.24          | 0.01         |
|  | <b>0213 Bir</b><br><i>Beer</i>  | 28.32           | 0.46         | 33.20           | 0.53         | 16.03         | 0.38         | 2.58          | 0.06         |
|  | <b>0219 Minuman beralkohol lain</b><br><i>Other alcoholic beverages</i>   | 0.26            | 0.00         | 0.20            | 0.00         | 0.36          | 0.01         | 0.00          | 0.00         |
|  | <b>0220 Perkhidmatan penghasilan alkohol</b><br><i>Alcohol production services</i>  | 0.01            | 0.00         | 0.00            | 0.00         | -             | -            | -             | -            |
|  | <b>0230 Tembakau</b><br><i>Tobacco</i>  | 51.66           | 0.85         | 72.99           | 1.17         | 40.99         | 0.96         | 55.20         | 1.30         |
|  | <b>0240 Lain-lain</b><br><i>Others</i>  | 0.04            | 0.00         | 0.05            | 0.00         | 0.15          | 0.00         | 0.02          | 0.00         |
| <b>Kumpulan</b>                                      | <b>03 Pakaian dan Kasut</b>   | <b>159.67</b>   | <b>2.62</b>  | <b>160.00</b>   | <b>2.57</b>  | <b>179.94</b> | <b>4.25</b>  | <b>119.76</b> | <b>2.81</b>  |
| <i>Group</i>   | <i>Clothing and Footwear</i>  |                 |              |                 |              |               |              |               |              |
|  | <b>0311 Material pakaian</b><br><i>Clothing materials</i>   | 1.02            | 0.02         | 0.84            | 0.01         | 0.84          | 0.02         | 1.22          | 0.03         |
|  | <b>0312 Pakaian</b><br><i>Garments</i>  | 108.31          | 1.77         | 110.06          | 1.77         | 136.09        | 3.21         | 83.98         | 1.97         |
|  | <b>0313 Lain-lain jenis pakaian &amp; aksesori pakaian</b><br><i>Other articles of clothing &amp; clothing accessories</i>          | 8.51            | 0.14         | 9.50            | 0.15         | 11.56         | 0.27         | 10.25         | 0.24         |
|  | <b>0314 Pencucian, pembaikan, menjahit &amp; sewa pakaian</b><br><i>Cleaning, repair, tailoring &amp; hire of clothing</i>          | 10.15           | 0.17         | 5.53            | 0.09         | 2.93          | 0.07         | 4.57          | 0.11         |
|  | <b>0321 Kasut &amp; lain-lain jenis alas kaki</b><br><i>Shoes &amp; other footwear</i>  | 31.21           | 0.51         | 33.59           | 0.54         | 28.28         | 0.67         | 19.66         | 0.46         |
|  | <b>0322 Pencucian, pembaikan &amp; sewa kasut</b><br><i>Cleaning, repair &amp; hire of footwear</i>                                 | 0.47            | 0.01         | 0.48            | 0.01         | 0.24          | 0.01         | 0.09          | 0.00         |
| <b>Kumpulan</b>                                      | <b>04 Perumahan, Air, Elektrik, Gas dan Bahan Api Lain</b>  | <b>1,468.88</b> | <b>24.07</b> | <b>1,432.14</b> | <b>23.02</b> | <b>866.59</b> | <b>20.44</b> | <b>837.67</b> | <b>19.67</b> |
| <i>Group</i>   | <i>Housing, Water, Electricity, Gas and Other Fuels</i>   |                 |              |                 |              |               |              |               |              |
|  | <b>0411 Sewa sebenar yang dibayar oleh penyewa untuk kediaman utama</b><br><i>Actual rentals paid by tenants for main residence</i> | 269.47          | 4.42         | 240.33          | 3.87         | 95.36         | 2.25         | 95.01         | 2.23         |
|  | <b>0412 Lain-lain sewa sebenar</b><br><i>Other actual rentals</i>   | 0.29            | 0.01         | 0.00            | 0.00         | -             | -            | 0.02          | 0.00         |

Jadual 4.2: Komposisi perbelanjaan penggunaan isi rumah bulanan mengikut subkumpulan perbelanjaan, negeri dan strata, Malaysia, 2024 (samb.)

Table 4.2: Composition of monthly household consumption expenditure by subgroups of expenditure, state and strata, Malaysia, 2024 (cont'd)

| Subkumpulan perbelanjaan<br>Subgroups of expenditure  | Bandar / Urban  |             |               |             |               |             |               |             |
|---|-----------------|-------------|---------------|-------------|---------------|-------------|---------------|-------------|
|   | Jumlah<br>Total |             | Johor         |             | Kedah         |             | Kelantan      |             |
|   | (RM)            | (%)         | (RM)          | (%)         | (RM)          | (%)         | (RM)          | (%)         |
| 0421 Sewa dinilai untuk kediaman utama<br><i>Imputed rentals of owner-occupiers for main residence</i>  | 852.34          | 13.97       | 874.20        | 14.05       | 490.39        | 11.57       | 481.15        | 11.30       |
| 0422 Lain-lain sewa dinilai<br><i>Other imputed rentals</i>   | 3.92            | 0.06        | 1.40          | 0.02        | -             | -           | 2.21          | 0.05        |
| 0431 Kelengkapan keselamatan & bahan-bahan untuk pembaikan & penyelenggaraan rumah kediaman<br><i>Security equipment &amp; materials for the maintenance &amp; repair of the dwelling</i> | 14.89           | 0.24        | 10.76         | 0.17        | 6.45          | 0.15        | 10.84         | 0.25        |
| 0432 Bayaran perkhidmatan penyelenggaraan, pembaikan & keselamatan rumah kediaman<br><i>Services for the maintenance, repair &amp; security of the dwelling</i>                           | 57.09           | 0.94        | 35.67         | 0.57        | 49.25         | 1.16        | 26.34         | 0.62        |
| 0441 Bekalan air<br><i>Water supply</i>   | 48.39           | 0.79        | 59.94         | 0.96        | 42.90         | 1.01        | 36.15         | 0.85        |
| 0442 Kutipan sampah<br><i>Refuse collection</i>   | 2.35            | 0.04        | 0.44          | 0.01        | 0.48          | 0.01        | 0.32          | 0.01        |
| 0443 Pembentungan<br><i>Sewage collection</i>   | 6.26            | 0.10        | 3.13          | 0.05        | 6.88          | 0.16        | -             | -           |
| 0444 Perkhidmatan lain berkaitan rumah kediaman<br><i>Other services relating to the dwelling n.e.c</i>   | 27.41           | 0.45        | 8.63          | 0.14        | 0.29          | 0.02        | 1.61          | 0.04        |
| 0451 Bekalan elektrik<br><i>Electricity</i>   | 169.61          | 2.78        | 169.12        | 2.72        | 153.10        | 3.61        | 172.33        | 4.05        |
| 0452 Gas<br><i>Gas</i>  | 15.92           | 0.26        | 28.31         | 0.46        | 21.26         | 0.50        | 11.38         | 0.27        |
| 0453 Bahan api cecair<br><i>Liquid fuels</i>  | 0.62            | 0.01        | 0.08          | 0.00        | 0.03          | 0.00        | 0.08          | 0.00        |
| 0454 Bahan api pepejal<br><i>Solid fuels</i>  | 0.23            | 0.00        | 0.12          | 0.00        | 0.12          | 0.00        | 0.23          | 0.01        |
| 0455 Lain lain bahan tenaga untuk pemanasan & penyejukan<br><i>Other energy for heating &amp; cooling</i>   | 0.09            | 0.00        | 0.01          | 0.00        | 0.08          | 0.00        | -             | -           |
| <b>Kumpulan 05 Hiasan, Perkakasan dan Penyelenggaraan Isi Rumah</b><br><i>Group Furnishings, Household Equipment and Routine Household Maintenance</i>                                    | <b>287.97</b>   | <b>4.72</b> | <b>250.08</b> | <b>4.02</b> | <b>172.94</b> | <b>4.08</b> | <b>167.31</b> | <b>3.93</b> |
| 0511 Perabot, kelengkapan & permaidani<br><i>Furniture, furnishings &amp; loose carpets</i>   | 93.38           | 1.53        | 76.82         | 1.23        | 54.27         | 1.28        | 29.39         | 0.69        |
| 0512 Pembaikan, pemasangan & sewa perabot, kelengkapan & permaidani<br><i>Repair, installation &amp; hire of furniture, furnishings &amp; loose carpets</i>                               | 1.94            | 0.03        | 2.89          | 0.05        | 0.25          | 0.01        | 3.22          | 0.08        |
| 0521 Tekstil isi rumah<br><i>Household textiles</i>   | 13.18           | 0.22        | 15.44         | 0.25        | 14.43         | 0.34        | 7.24          | 0.17        |

Jadual 4.2: Komposisi perbelanjaan penggunaan isi rumah bulanan mengikut subkumpulan perbelanjaan, negeri dan strata, Malaysia, 2024 (samb.)

Table 4.2: Composition of monthly household consumption expenditure by subgroups of expenditure, state and strata, Malaysia, 2024 (cont'd)

| Subkumpulan perbelanjaan<br>Subgroups of expenditure  | Bandar / Urban  |             |               |             |               |             |              |             |
|---|-----------------|-------------|---------------|-------------|---------------|-------------|--------------|-------------|
|   | Jumlah<br>Total |             | Johor         |             | Kedah         |             | Kelantan     |             |
|   | (RM)            | (%)         | (RM)          | (%)         | (RM)          | (%)         | (RM)         | (%)         |
| <b>0522</b> Pembaikan, sewa & khidmat jahitan tekstil isi rumah<br><i>Repair, hire &amp; sewing services of household textiles</i>                              | 0.67            | 0.01        | 0.78          | 0.01        | 0.37          | 0.01        | 2.81         | 0.07        |
| <b>0531</b> Perkakasan utama isi rumah sama ada elektrik atau bukan elektrik<br><i>Major household appliances, whether electric or not</i>                      | 49.41           | 0.81        | 30.09         | 0.48        | 16.43         | 0.39        | 17.54        | 0.41        |
| <b>0532</b> Kelengkapan elektrik kecil isi rumah<br><i>Small household appliances</i>   | 12.22           | 0.20        | 12.82         | 0.21        | 5.81          | 0.14        | 5.07         | 0.12        |
| <b>0533</b> Pembaikan, pemasangan & sewa perkakas isi rumah<br><i>Repair, installation &amp; hire of household appliances</i>                                   | 10.98           | 0.18        | 4.48          | 0.07        | 4.73          | 0.11        | 21.94        | 0.52        |
| <b>0540</b> Barang kaca, pinggan mangkuk & peralatan dapur isi rumah<br><i>Glassware, tableware &amp; household utensils</i>                                    | 6.90            | 0.11        | 9.43          | 0.15        | 5.65          | 0.13        | 4.13         | 0.10        |
| <b>0551</b> Alat-alat & peralatan bermotor<br><i>Motorized tools &amp; equipment</i>  | 1.54            | 0.03        | 0.96          | 0.02        | 1.36          | 0.03        | 2.35         | 0.06        |
| <b>0552</b> Alat-alat tidak bermotor & pelbagai aksesori<br><i>Non-motorized tools &amp; miscellaneous accessories</i>  | 1.98            | 0.03        | 2.57          | 0.04        | 1.81          | 0.04        | 1.70         | 0.04        |
| <b>0553</b> Pembaikan & sewa alat-alat & peralatan bermotor & tidak bermotor<br><i>Repair &amp; hire of motorized &amp; non-motorized tools &amp; equipment</i> | 0.18            | 0.01        | 0.06          | 0.00        | 0.33          | 0.01        | 0.41         | 0.01        |
| <b>0561</b> Barang-barang isi rumah tidak tahan lama<br><i>Non-durable household goods</i>  | 55.72           | 0.91        | 61.93         | 1.00        | 47.25         | 1.11        | 45.50        | 1.07        |
| <b>0562</b> Perkhidmatan domestik & perkhidmatan urusan rumah tangga<br><i>Domestic services &amp; household services</i>                                       | 39.87           | 0.65        | 31.81         | 0.51        | 20.25         | 0.48        | 26.00        | 0.61        |
| <b>Kumpulan 06 Kesihatan</b><br><i>Group Health</i>   | <b>160.33</b>   | <b>2.63</b> | <b>217.22</b> | <b>3.49</b> | <b>107.09</b> | <b>2.53</b> | <b>71.00</b> | <b>1.67</b> |
| <b>0611</b> Ubat-ubatan<br><i>Medicines</i>   | 70.54           | 1.16        | 121.97        | 1.96        | 51.99         | 1.23        | 32.88        | 0.77        |
| <b>0612</b> Produk perubatan<br><i>Medical products</i>   | 16.53           | 0.27        | 21.91         | 0.35        | 8.92          | 0.21        | 3.90         | 0.09        |
| <b>0613</b> Produk bantu<br><i>Assistive products</i>   | 20.48           | 0.34        | 17.19         | 0.28        | 13.84         | 0.33        | 8.84         | 0.21        |
| <b>0614</b> Membaiki, menyewa & menyelenggara produk perubatan & bantuan<br><i>Repair, rental &amp; maintenance of medical &amp; assistive products</i>         | 0.25            | 0.00        | 0.08          | 0.00        | 0.06          | 0.00        | 0.12         | 0.00        |
| <b>0621</b> Perkhidmatan penjagaan pencegahan<br><i>Preventive care services</i>  | 1.83            | 0.03        | 1.23          | 0.02        | 0.60          | 0.02        | 0.48         | 0.01        |
| <b>0622</b> Perkhidmatan pergigian pesakit luar<br><i>Outpatient dental services</i>  | 21.82           | 0.36        | 27.05         | 0.44        | 6.84          | 0.16        | 4.72         | 0.11        |

Jadual 4.2: Komposisi perbelanjaan penggunaan isi rumah bulanan mengikut subkumpulan perbelanjaan, negeri dan strata, Malaysia, 2024 (samb.)

Table 4.2: Composition of monthly household consumption expenditure by subgroups of expenditure, state and strata, Malaysia, 2024 (cont'd)

| Subkumpulan perbelanjaan<br>Subgroups of expenditure   | Bandar / Urban  |              |               |              |               |              |               |              |
|--|-----------------|--------------|---------------|--------------|---------------|--------------|---------------|--------------|
|  | Jumlah<br>Total |              | Johor         |              | Kedah         |              | Kelantan      |              |
|  | (RM)            | (%)          | (RM)          | (%)          | (RM)          | (%)          | (RM)          | (%)          |
| <b>0623</b> Perkhidmatan rawatan pesakit luar yang lain (tidak termasuk perkhidmatan pergigian)<br><i>Other outpatient care services (excluding preventive &amp; dental)</i> | 20.21           | 0.33         | 22.79         | 0.37         | 20.52         | 0.48         | 17.89         | 0.42         |
| <b>0631</b> Perkhidmatan kuratif & pemulihan pesakit dalam<br><i>Inpatient curative &amp; rehabilitative</i>   | 7.11            | 0.12         | 3.41          | 0.05         | 3.69          | 0.09         | 2.16          | 0.05         |
| <b>0632</b> Perkhidmatan rawatan jangka panjang pesakit dalam<br><i>Inpatient long term care services</i>  | 0.76            | 0.01         | 0.68          | 0.01         | 0.41          | 0.01         | 0.01          | 0.00         |
| <b>0641</b> Perkhidmatan pengimejan diagnostik & perkhidmatan makmal perubatan<br><i>Diagnostic imaging services &amp; medical laboratory services</i>                       | 0.75            | 0.01         | 0.83          | 0.01         | 0.09          | 0.00         | 0.01          | 0.00         |
| <b>0642</b> Perkhidmatan pengangkutan kecemasan pesakit & penyelamatan kecemasan<br><i>Patient emergency transportation services &amp; emergency rescue</i>                  | 0.02            | 0.00         | 0.08          | 0.00         | 0.04          | 0.00         | -             | -            |
| <b>0643</b> Perkhidmatan yang tidak dikelaskan di tempat lain<br><i>Services not classified elsewhere</i>  | 0.03            | 0.00         | 0.00          | 0.00         | 0.09          | 0.00         | -             | -            |
| <b>Kumpulan 07</b> Pengangkutan<br><i>Group Transport</i>  | <b>663.49</b>   | <b>10.87</b> | <b>773.02</b> | <b>12.43</b> | <b>573.61</b> | <b>13.53</b> | <b>549.52</b> | <b>12.90</b> |
| <b>0711</b> Motokar<br><i>Motor cars</i>   | 53.93           | 0.88         | 1.44          | 0.02         | 106.96        | 2.52         | 4.98          | 0.12         |
| <b>0712</b> Motosikal<br><i>Motorcycles</i>  | 7.88            | 0.13         | 2.26          | 0.04         | 5.15          | 0.12         | 2.37          | 0.06         |
| <b>0713</b> Basikal<br><i>Bicycles</i>   | 2.11            | 0.04         | 1.75          | 0.03         | 1.09          | 0.03         | 1.41          | 0.03         |
| <b>0721</b> Alat ganti & aksesori untuk kelengkapan pengangkutan persendirian<br><i>Parts &amp; accessories for personal transport equipment</i>                             | 22.80           | 0.37         | 17.39         | 0.28         | 20.65         | 0.49         | 10.95         | 0.26         |
| <b>0722</b> Bahan api & pelincir untuk kelengkapan pengangkutan persendirian<br><i>Fuels &amp; lubricants for personal transport equipment</i>                               | 347.09          | 5.69         | 489.63        | 7.87         | 266.41        | 6.28         | 417.77        | 9.81         |
| <b>0723</b> Penyelenggaraan & pembaikan kelengkapan kenderaan persendirian<br><i>Maintenance &amp; repair of personal transport equipment</i>                                | 107.95          | 1.77         | 92.82         | 1.49         | 111.29        | 2.63         | 80.33         | 1.89         |
| <b>0724</b> Perkhidmatan lain berkenaan kelengkapan pengangkutan persendirian<br><i>Other services in respect of personal transport equipment</i>                            | 44.08           | 0.72         | 100.15        | 1.61         | 25.46         | 0.60         | 12.29         | 0.29         |

Jadual 4.2: Komposisi perbelanjaan penggunaan isi rumah bulanan mengikut subkumpulan perbelanjaan, negeri dan strata, Malaysia, 2024 (samb.)

Table 4.2: Composition of monthly household consumption expenditure by subgroups of expenditure, state and strata, Malaysia, 2024 (cont'd)

| Subkumpulan perbelanjaan<br>Subgroups of expenditure   | Bandar / Urban  |             |               |             |               |             |               |             |
|--|-----------------|-------------|---------------|-------------|---------------|-------------|---------------|-------------|
|  | Jumlah<br>Total |             | Johor         |             | Kedah         |             | Kelantan      |             |
|  | (RM)            | (%)         | (RM)          | (%)         | (RM)          | (%)         | (RM)          | (%)         |
| 0731 Pengangkutan penumpang menggunakan laluan rel<br><i>Passenger transport by railway</i>  | 2.21            | 0.04        | 0.07          | 0.00        | 1.28          | 0.03        | 0.11          | 0.00        |
| 0732 Pengangkutan penumpang menggunakan jalan raya<br><i>Passenger transport by road</i>   | 25.88           | 0.42        | 23.98         | 0.39        | 6.00          | 0.14        | 4.01          | 0.09        |
| 0733 Pengangkutan penumpang melalui udara<br><i>Passenger transport by air</i>   | 33.61           | 0.55        | 23.69         | 0.38        | 22.88         | 0.54        | 7.96          | 0.19        |
| 0734 Pengangkutan penumpang melalui laut & air daratan<br><i>Passenger transport by sea &amp; inland waterway</i>  | 0.56            | 0.01        | 0.63          | 0.01        | 1.68          | 0.04        | 0.11          | 0.00        |
| 0735 Pengangkutan penumpang gabungan<br><i>Combined passenger transport</i>  | 1.46            | 0.02        | 0.00          | 0.00        | 0.13          | 0.00        | 0.18          | 0.00        |
| 0736 Bayaran perkhidmatan pengangkutan lain<br><i>Other purchased transport services</i>   | 0.56            | 0.01        | 1.15          | 0.02        | 0.24          | 0.01        | 0.07          | 0.00        |
| 0741 Perkhidmatan pos & kurier<br><i>Postal &amp; courier services</i>   | 7.64            | 0.13        | 11.85         | 0.19        | 3.48          | 0.08        | 4.54          | 0.11        |
| 0749 Pengangkutan barang-barang lain<br><i>Other transport of goods</i>  | 5.73            | 0.09        | 6.21          | 0.10        | 0.91          | 0.02        | 2.45          | 0.06        |
| <b>Kumpulan 08 Maklumat dan Komunikasi</b><br><i>Group Information and Communication</i>   | <b>387.15</b>   | <b>6.34</b> | <b>340.49</b> | <b>5.47</b> | <b>262.17</b> | <b>6.18</b> | <b>271.64</b> | <b>6.38</b> |
| 0811 Peralatan telefon tetap<br><i>Fixed telephone equipment</i>   | 0.19            | 0.00        | 0.13          | 0.00        | 0.51          | 0.01        | -             | -           |
| 0812 Peralatan telefon bimbit<br><i>Mobile telephone equipment</i>   | 29.65           | 0.49        | 13.64         | 0.22        | 12.01         | 0.28        | 9.67          | 0.23        |
| 0813 Peralatan pemprosesan maklumat<br><i>Information processing equipment</i>   | 25.77           | 0.42        | 19.87         | 0.32        | 13.28         | 0.31        | 10.71         | 0.25        |
| 0814 Peralatan untuk penerimaan, rakaman & penghasilan suara & penglihatan<br><i>Equipment for the reception, recording &amp; reproduction of sound &amp; vision</i> | 13.07           | 0.21        | 8.90          | 0.14        | 2.44          | 0.06        | 3.56          | 0.08        |
| 0815 Media rakaman tidak direkod<br><i>Unrecorded recording media</i>  | 0.41            | 0.01        | 0.43          | 0.01        | 0.21          | 0.01        | 0.11          | 0.00        |
| 0819 Peralatan & aksesori maklumat & komunikasi lain<br><i>Other information &amp; communication equipment &amp; accessories</i>                                     | 13.59           | 0.22        | 11.59         | 0.19        | 6.55          | 0.16        | 7.26          | 0.17        |
| 0820 Perisian (tidak termasuk perisian permainan)<br><i>Software (excluding games)</i>   | 0.13            | 0.00        | 0.06          | 0.00        | -             | -           | 0.17          | 0.00        |
| 0831 Perkhidmatan komunikasi tetap<br><i>Fixed communication services</i>  | 4.19            | 0.07        | 3.76          | 0.06        | 1.79          | 0.04        | 3.94          | 0.09        |
| 0832 Perkhidmatan komunikasi mudah alih<br><i>Mobile communication services</i>  | 147.43          | 2.42        | 156.49        | 2.51        | 131.11        | 3.09        | 110.87        | 2.60        |

Jadual 4.2: Komposisi perbelanjaan penggunaan isi rumah bulanan mengikut subkumpulan perbelanjaan, negeri dan strata, Malaysia, 2024 (samb.)

Table 4.2: Composition of monthly household consumption expenditure by subgroups of expenditure, state and strata, Malaysia, 2024 (cont'd)

| Subkumpulan perbelanjaan<br>Subgroups of expenditure   | Bandar / Urban  |             |               |             |               |             |              |             |
|--|-----------------|-------------|---------------|-------------|---------------|-------------|--------------|-------------|
|  | Jumlah<br>Total |             | Johor         |             | Kedah         |             | Kelantan     |             |
|  | (RM)            | (%)         | (RM)          | (%)         | (RM)          | (%)         | (RM)         | (%)         |
| 0833 Perkhidmatan penyediaan akses internet & net storage services<br><i>Internet access provision services &amp; net storage services</i>   | 51.91           | 0.85        | 53.77         | 0.86        | 35.62         | 0.84        | 43.18        | 1.01        |
| 0834 Perkhidmatan telekomunikasi gabungan<br><i>Bundled telecommunication services</i>   | 50.36           | 0.82        | 26.53         | 0.43        | 24.65         | 0.58        | 38.14        | 0.90        |
| 0835 Pembaikan & sewaan peralatan maklumat & komunikasi<br><i>Repair &amp; rental of information &amp; communication equipment</i>   | 1.68            | 0.03        | 1.24          | 0.02        | 1.79          | 0.04        | 1.57         | 0.04        |
| 0839 Perkhidmatan maklumat & komunikasi lain<br><i>Other information &amp; communication services</i>  | 48.77           | 0.80        | 44.08         | 0.71        | 32.21         | 0.76        | 42.47        | 1.00        |
| <b>Kumpulan 09</b> <b>Rekreasi, Sukan dan Kebudayaan</b><br><i>Group Recreation, Sport and Culture</i>   | <b>205.03</b>   | <b>3.36</b> | <b>220.07</b> | <b>3.54</b> | <b>102.18</b> | <b>2.41</b> | <b>73.74</b> | <b>1.73</b> |
| 0911 Peralatan fotografi & kelengkapan sinematografi & alatan optik<br><i>Photographic &amp; cinematographic equipment &amp; optical instruments</i>                                       | 2.80            | 0.05        | 1.59          | 0.02        | 0.72          | 0.02        | 0.36         | 0.08        |
| 0912 Barang-barang tahan lama utama untuk rekreasi<br><i>Major durables for recreation</i>   | 2.90            | 0.05        | 1.03          | 0.02        | 1.53          | 0.04        | 1.35         | 0.03        |
| 0921 Permainan, mainan & hobi<br><i>Games, toys &amp; hobbies</i>  | 15.34           | 0.25        | 16.95         | 0.27        | 7.12          | 0.17        | 6.15         | 0.14        |
| 0922 Kelengkapan untuk bersukan, perkhemahan & rekreasi terbuka<br><i>Equipment for sport, camping &amp; open-air recreation</i>   | 5.18            | 0.08        | 5.53          | 0.09        | 2.27          | 0.05        | 1.66         | 0.04        |
| 0931 Produk kebun, tanaman & bunga<br><i>Garden products, plants &amp; flowers</i>   | 7.92            | 0.13        | 12.03         | 0.19        | 4.11          | 0.10        | 7.88         | 0.18        |
| 0932 Binatang peliharaan & produk untuk binatang peliharaan<br><i>Pets &amp; products for pets</i>   | 20.66           | 0.34        | 16.99         | 0.27        | 13.31         | 0.31        | 18.52        | 0.43        |
| 0941 Sewa & pembaikan peralatan fotografi & kelengkapan sinematografi & alatan optik<br><i>Hire &amp; repair of photographic &amp; cinematographic equipment &amp; optical instruments</i> | 0.43            | 0.01        | 0.42          | 0.01        | 0.51          | 0.01        | 0.25         | 0.01        |
| 0942 Sewa, penyelenggaraan & pembaikan barang-barang tahan lama utama untuk rekreasi<br><i>Hire, maintenance &amp; repair of major durables for recreation</i>                             | 0.25            | 0.00        | 0.71          | 0.01        | 0.07          | 0.00        | 0.03         | 0.00        |
| 0943 Sewa & pembaikan permainan, mainan & hobi<br><i>Hire &amp; repair of games, toys &amp; hobbies</i>  | 0.41            | 0.01        | 0.32          | 0.01        | 0.07          | 0.00        | 0.10         | 0.00        |

Jadual 4.2: Komposisi perbelanjaan penggunaan isi rumah bulanan mengikut subkumpulan perbelanjaan, negeri dan strata, Malaysia, 2024 (samb.)

Table 4.2: Composition of monthly household consumption expenditure by subgroups of expenditure, state and strata, Malaysia, 2024 (cont'd)

| Subkumpulan perbelanjaan<br>Subgroups of expenditure  | Bandar / Urban  |             |              |             |              |             |              |             |
|---|-----------------|-------------|--------------|-------------|--------------|-------------|--------------|-------------|
|   | Jumlah<br>Total |             | Johor        |             | Kedah        |             | Kelantan     |             |
|   | (RM)            | (%)         | (RM)         | (%)         | (RM)         | (%)         | (RM)         | (%)         |
| <b>0944 Sewa &amp; pembaikan kelengkapan untuk bersukan, perkhemahan &amp; rekreasi terbuka</b><br><i>Hire &amp; repair of equipment for sport, camping &amp; open air-recreation</i> | 0.50            | 0.01        | 0.35         | 0.01        | 0.10         | 0.00        | 0.96         | 0.02        |
| <b>0945 Veterinar &amp; lain-lain perkhidmatan untuk binatang peliharaan</b><br><i>Veterinary &amp; other services for pets</i>   | 3.63            | 0.06        | 5.56         | 0.09        | 2.73         | 0.06        | 1.26         | 0.03        |
| <b>0946 Perkhidmatan rekreasi &amp; sukan</b><br><i>Recreational &amp; sporting services</i>  | 42.23           | 0.69        | 58.37        | 0.94        | 14.33        | 0.34        | 7.02         | 0.16        |
| <b>0947 Permainan nasib</b><br><i>Games of chance</i>   | 17.99           | 0.29        | 27.96        | 0.45        | 5.41         | 0.13        | 0.28         | 0.01        |
| <b>0951 Alat muzik</b><br><i>Musical instruments</i>  | 1.59            | 0.03        | 0.85         | 0.01        | 0.36         | 0.01        | 0.07         | 0.00        |
| <b>0952 Media pandang dengar</b><br><i>Audio-visual media</i>   | 0.01            | 0.00        | 0.04         | 0.00        | 0.00         | 0.00        | -            | -           |
| <b>0961 Perkhidmatan yang disediakan oleh panggung wayang, teater &amp; tempat konsert</b><br><i>Services provided by cinemas, theatres &amp; concert venues</i>                      | 27.22           | 0.45        | 27.12        | 0.44        | 9.99         | 0.24        | 0.74         | 0.02        |
| <b>0962 Perkhidmatan yang disediakan oleh muzium, perpustakaan &amp; tapak kebudayaan</b><br><i>Services provided by museums, libraries &amp; cultural sites</i>                      | 9.21            | 0.15        | 9.60         | 0.15        | 4.02         | 0.09        | 1.37         | 0.03        |
| <b>0963 Perkhidmatan fotografi</b><br><i>Photographic services</i>  | 0.76            | 0.01        | 0.65         | 0.01        | 2.27         | 0.05        | 0.55         | 0.01        |
| <b>0969 Lain-lain perkhidmatan kebudayaan</b><br><i>Other cultural services</i>   | 0.25            | 0.00        | 0.06         | 0.00        | 0.01         | 0.00        | 0.23         | 0.01        |
| <b>0971 Buku</b><br><i>Books</i>  | 1.34            | 0.02        | 1.39         | 0.02        | 2.23         | 0.05        | 0.90         | 0.02        |
| <b>0972 Surat khabar &amp; bacaan berkala</b><br><i>Newspapers &amp; periodicals</i>  | 1.24            | 0.02        | 2.66         | 0.04        | 0.39         | 0.01        | 0.61         | 0.01        |
| <b>0973 Pelbagai perkara bercetak</b><br><i>Miscellaneous printed matter</i>  | 0.23            | 0.00        | 0.33         | 0.01        | 0.24         | 0.01        | 0.41         | 0.01        |
| <b>0974 Alat tulis &amp; bahan lukisan</b><br><i>Stationery &amp; drawing materials</i>   | 11.35           | 0.19        | 16.63        | 0.27        | 7.23         | 0.17        | 9.40         | 0.22        |
| <b>0980 Pakej percutian</b><br><i>Package holidays</i>  | 31.59           | 0.52        | 12.93        | 0.21        | 23.16        | 0.55        | 13.64        | 0.32        |
| <b>Kumpulan 10 Perkhidmatan Pendidikan</b><br><i>Group Education Services</i>   | <b>88.36</b>    | <b>1.44</b> | <b>85.95</b> | <b>1.38</b> | <b>69.38</b> | <b>1.64</b> | <b>41.70</b> | <b>0.98</b> |
| <b>1010 Pendidikan peringkat pra sekolah &amp; sekolah rendah</b><br><i>Pre-primary &amp; primary school education</i>  | 45.22           | 0.74        | 44.06        | 0.71        | 35.28        | 0.83        | 23.85        | 0.56        |
| <b>1020 Pendidikan peringkat menengah</b><br><i>Secondary education</i>   | 9.66            | 0.16        | 8.99         | 0.15        | 8.93         | 0.21        | 4.24         | 0.10        |

Jadual 4.2: Komposisi perbelanjaan penggunaan isi rumah bulanan mengikut subkumpulan perbelanjaan, negeri dan strata, Malaysia, 2024 (samb.)

Table 4.2: Composition of monthly household consumption expenditure by subgroups of expenditure, state and strata, Malaysia, 2024 (cont'd)

| Subkumpulan perbelanjaan<br>Subgroups of expenditure   | Bandar / Urban  |              |               |              |               |              |               |              |
|--|-----------------|--------------|---------------|--------------|---------------|--------------|---------------|--------------|
|  | Jumlah<br>Total |              | Johor         |              | Kedah         |              | Kelantan      |              |
|  | (RM)            | (%)          | (RM)          | (%)          | (RM)          | (%)          | (RM)          | (%)          |
| 1030 Pendidikan peringkat lepasan menengah bukan tertiar<br><i>Post-secondary non-tertiary education</i>   | 8.18            | 0.13         | 4.35          | 0.07         | 3.31          | 0.08         | 4.81          | 0.11         |
| 1040 Pendidikan peringkat diploma & ke atas<br><i>Diploma level education &amp; above</i>  | 6.22            | 0.10         | 4.04          | 0.06         | 5.80          | 0.14         | 2.77          | 0.06         |
| 1050 Pendidikan yang tidak dikelaskan mengikut peringkat<br><i>Education not definable by level</i>  | 19.08           | 0.31         | 24.51         | 0.39         | 16.06         | 0.38         | 6.03          | 0.14         |
| <b>Kumpulan 11 Restoran dan Perkhidmatan Penginapan</b><br><i>Group Restaurants and Accommodation Services</i>                                   | <b>1,063.29</b> | <b>17.42</b> | <b>993.78</b> | <b>15.98</b> | <b>645.23</b> | <b>15.22</b> | <b>844.48</b> | <b>19.83</b> |
| 1110 Restoran, kafe, kantin, kafetaria, dewan makan & seumpamanya<br><i>Restaurants, cafés, canteens, cafeterias, refectories &amp; the like</i> | 1,001.22        | 16.40        | 950.53        | 15.28        | 615.52        | 14.52        | 816.10        | 19.16        |
| 1113 Pembelian makanan dari lain-lain medium<br><i>Food purchase from other medium</i>   | 14.78           | 0.24         | 3.63          | 0.06         | 7.13          | 0.17         | 10.61         | 0.25         |
| 1120 Perkhidmatan penginapan<br><i>Accommodation services</i>  | 47.29           | 0.78         | 39.62         | 0.64         | 22.58         | 0.53         | 17.78         | 0.42         |
| <b>Kumpulan 12 Insurans dan Perkhidmatan Kewangan</b><br><i>Group Insurance and Financial Services</i>   | <b>303.80</b>   | <b>4.98</b>  | <b>297.72</b> | <b>4.79</b>  | <b>160.53</b> | <b>3.79</b>  | <b>101.28</b> | <b>2.38</b>  |
| 1211 Insurans nyawa & kemalangan<br><i>Life &amp; accident insurance</i>   | 63.91           | 1.05         | 71.53         | 1.15         | 13.78         | 0.33         | 13.51         | 0.32         |
| 1212 Insurans berkaitan dengan kesihatan<br><i>Insurance connected with health</i>   | 114.41          | 1.88         | 84.16         | 1.35         | 40.24         | 0.95         | 8.83          | 0.21         |
| 1213 Insurans berkaitan dengan kediaman<br><i>Insurance connected with the dwelling</i>  | 0.99            | 0.02         | 0.31          | 0.01         | -             | -            | 0.20          | 0.00         |
| 1214 Insurans berkaitan dengan pengangkutan<br><i>Insurance connected with transport</i>   | 85.54           | 1.40         | 130.08        | 2.09         | 96.76         | 2.28         | 74.36         | 1.75         |
| 1219 Insurans lain<br><i>Other insurance</i>   | 4.01            | 0.07         | 4.43          | 0.07         | 2.51          | 0.06         | 0.33          | 0.01         |
| 1221 Perkhidmatan perantaraan kewangan diukur secara tidak langsung<br><i>Financial intermediation services indirectly measured</i>              | 29.56           | 0.48         | 0.51          | 0.01         | 6.55          | 0.15         | 2.16          | 0.05         |
| 1222 Caj eksplisit oleh syarikat pengambilan deposit<br><i>Explicit charges by deposit-taking corporations</i>                                   | 2.06            | 0.03         | 4.96          | 0.08         | 0.04          | 0.00         | 0.17          | 0.00         |
| 1229 Perkhidmatan kewangan lain<br><i>Other financial services</i>   | 3.32            | 0.05         | 1.74          | 0.03         | 0.65          | 0.02         | 1.73          | 0.04         |

Jadual 4.2: Komposisi perbelanjaan penggunaan isi rumah bulanan mengikut subkumpulan perbelanjaan, negeri dan strata, Malaysia, 2024 (samb.)

Table 4.2: Composition of monthly household consumption expenditure by subgroups of expenditure, state and strata, Malaysia, 2024 (cont'd)

| Subkumpulan perbelanjaan<br>Subgroups of expenditure |   | Bandar / Urban  |               |                 |               |                 |               |                 |               |
|--|---|-----------------|---------------|-----------------|---------------|-----------------|---------------|-----------------|---------------|
|  |   | Jumlah<br>Total |               | Johor           |               | Kedah           |               | Kelantan        |               |
|  |   | (RM)            | (%)           | (RM)            | (%)           | (RM)            | (%)           | (RM)            | (%)           |
| <b>Kumpulan</b><br><i>Group</i>                      | <b>13 Penjagaan Diri, Perlindungan Sosial dan Pelbagai Barangan dan Perkhidmatan</b><br><i>Personal Care, Social Protection and Miscellaneous Goods and Services</i>  | <b>341.79</b>   | <b>5.60</b>   | <b>346.05</b>   | <b>5.56</b>   | <b>241.97</b>   | <b>5.71</b>   | <b>259.58</b>   | <b>6.09</b>   |
|  | <b>1311 Perkakas elektrik untuk penjagaan diri</b><br><i>Electric appliances for personal care</i>  | 3.16            | 0.05          | 3.90            | 0.06          | 1.21            | 0.03          | 0.48            | 0.01          |
|  | <b>1312 Lain-lain perkakas, artikel &amp; produk untuk penjagaan diri</b><br><i>Other appliances, articles &amp; products for personal care</i>                       | 150.45          | 2.47          | 196.61          | 3.16          | 117.13          | 2.76          | 120.47          | 2.83          |
|  | <b>1313 Salon dandan rambut &amp; pusat dandan peribadi</b><br><i>Hairdressing salons &amp; personal grooming establishments</i>                                      | 60.69           | 0.99          | 81.04           | 1.30          | 28.08           | 0.66          | 26.96           | 0.63          |
|  | <b>1321 Barang kemas &amp; jam tangan</b><br><i>Jewellery &amp; watches</i>   | 49.10           | 0.81          | 31.73           | 0.51          | 48.29           | 1.14          | 42.53           | 1.00          |
|  | <b>1322 Artikel pemujaan &amp; artikel untuk perayaan keagamaan &amp; ritual</b><br><i>Devotional articles &amp; articles for religious &amp; ritual celebrations</i> | 12.83           | 0.21          | 24.96           | 0.40          | 8.27            | 0.20          | 3.72            | 0.09          |
|  | <b>1329 Barang peribadi lain yang tidak dikelaskan dimana-mana</b><br><i>Other personal effects n.e.c</i>   | 13.99           | 0.23          | 2.87            | 0.05          | 11.73           | 0.28          | 10.55           | 0.25          |
|  | <b>1330 Perlindungan sosial</b><br><i>Social protection</i>   | 8.08            | 0.13          | 1.37            | 0.02          | 5.23            | 0.12          | 5.05            | 0.12          |
|  | <b>1390 Lain-lain perkhidmatan</b><br><i>Other services</i>   | 43.49           | 0.71          | 3.57            | 0.06          | 22.03           | 0.52          | 49.82           | 1.17          |
|  | <b>Komposisi perbelanjaan penggunaan isi rumah bulanan (01-13)</b><br><i>Composition of monthly household consumption expenditure (01-13)</i>                         | <b>6,103.38</b> | <b>100.00</b> | <b>6,221.12</b> | <b>100.00</b> | <b>4,239.05</b> | <b>100.00</b> | <b>4,259.14</b> | <b>100.00</b> |

Jadual 4.2: Komposisi perbelanjaan penggunaan isi rumah bulanan mengikut subkumpulan perbelanjaan, negeri dan strata, Malaysia, 2024

Table 4.2: Composition of monthly household consumption expenditure by subgroups of expenditure, state and strata, Malaysia, 2024

| Subkumpulan perbelanjaan<br>Subgroups of expenditure |   | Bandar / Urban  |              |                 |              |               |              |               |              |
|--|---|-----------------|--------------|-----------------|--------------|---------------|--------------|---------------|--------------|
|  |   | Melaka          |              | Negeri Sembilan |              | Pahang        |              | Pulau Pinang  |              |
|  |   | (RM)            | (%)          | (RM)            | (%)          | (RM)          | (%)          | (RM)          | (%)          |
| <b>Kumpulan</b>                                      | <b>01 Makanan dan Minuman</b>   | <b>1,035.55</b> | <b>16.38</b> | <b>889.70</b>   | <b>15.98</b> | <b>859.94</b> | <b>17.84</b> | <b>679.40</b> | <b>11.50</b> |
| <i>Group</i>   | <i>Food and Beverages</i>   |                 |              |                 |              |               |              |               |              |
| 0111   | Bijirin & produk bijirin<br><i>Cereals &amp; cereal products</i>  | 129.93          | 2.06         | 124.32          | 2.23         | 114.46        | 2.37         | 90.28         | 1.53         |
| 0112   | Haiwan hidup, daging & bahagian lain bagi haiwan darat yang disembelih<br><i>Live animals, meat &amp; other parts of slaughtered land animals</i>                     | 126.18          | 2.00         | 174.22          | 3.13         | 121.22        | 2.51         | 93.45         | 1.58         |
| 0113   | Ikan & makanan laut lain<br><i>Fish &amp; other seafood</i>   | 282.89          | 4.48         | 215.72          | 3.87         | 204.69        | 4.25         | 165.43        | 2.80         |
| 0114   | Susu, produk tenusu lain & telur<br><i>Milk, other dairy products &amp; eggs</i>  | 64.77           | 1.03         | 63.62           | 1.14         | 66.02         | 1.37         | 60.91         | 1.03         |
| 0115   | Minyak & lemak<br><i>Oils &amp; fats</i>  | 43.72           | 0.69         | 31.63           | 0.57         | 37.48         | 0.78         | 25.73         | 0.44         |
| 0116   | Buah-buahan & kacang<br><i>Fruits &amp; nuts</i>  | 69.35           | 1.10         | 45.79           | 0.82         | 53.42         | 1.11         | 58.70         | 0.99         |
| 0117   | Sayur-sayuran, ubi, plantain, pisang sayuran & kekacang<br><i>Vegetables, tubers, plantains, cooking bananas &amp; pulses</i>   | 113.54          | 1.80         | 69.42           | 1.25         | 91.30         | 1.89         | 66.65         | 1.13         |
| 0118   | Gula, manisan & pencuci mulut<br><i>Sugar, confectionery &amp; desserts</i>   | 33.05           | 0.52         | 23.22           | 0.42         | 26.32         | 0.55         | 18.32         | 0.31         |
| 0119   | Makanan sedia dimakan & produk makanan lain<br><i>Ready-made food &amp; other food products</i>   | 127.91          | 2.02         | 107.23          | 1.93         | 109.89        | 2.28         | 68.30         | 1.16         |
| 0121   | Jus buah-buahan & sayur-sayuran<br><i>Fruit &amp; vegetable juices</i>  | 2.27            | 0.04         | 0.58            | 0.01         | 0.90          | 0.02         | 1.45          | 0.02         |
| 0122   | Kopi & pengganti kopi<br><i>Coffee &amp; coffee substitutes</i>   | 10.15           | 0.16         | 8.39            | 0.15         | 6.96          | 0.14         | 6.20          | 0.10         |
| 0123   | Teh, mate' & produk tumbuhan lain untuk seduhan<br><i>Tea, maté &amp; other plant products for infusion</i>   | 5.65            | 0.09         | 4.17            | 0.07         | 5.63          | 0.12         | 3.72          | 0.06         |
| 0124   | Minuman koko<br><i>Cocoa drinks</i>   | 8.77            | 0.14         | 8.52            | 0.15         | 7.06          | 0.15         | 9.07          | 0.15         |
| 0125   | Air<br><i>Water</i>   | 2.78            | 0.04         | 1.94            | 0.04         | 1.64          | 0.03         | 1.55          | 0.03         |
| 0126   | Minuman ringan<br><i>Soft drinks</i>  | 6.31            | 0.10         | 3.46            | 0.06         | 3.74          | 0.08         | 4.46          | 0.08         |
| 0129   | Minuman tidak beralkohol lain<br><i>Other non-alcoholic beverages</i>   | 8.04            | 0.13         | 7.47            | 0.13         | 9.16          | 0.19         | 5.08          | 0.09         |
| 0130   | Perkhidmatan pemprosesan barangan primer untuk makanan & minuman bukan alkohol<br><i>Services for processing primary goods for food &amp; non-alcoholic beverages</i> | 0.04            | 0.00         | 0.01            | 0.00         | 0.05          | 0.00         | 0.10          | 0.00         |

Jadual 4.2: Komposisi perbelanjaan penggunaan isi rumah bulanan mengikut subkumpulan perbelanjaan, negeri dan strata, Malaysia, 2024 (samb.)

Table 4.2: Composition of monthly household consumption expenditure by subgroups of expenditure, state and strata, Malaysia, 2024 (cont'd)

| Subkumpulan perbelanjaan<br>Subgroups of expenditure |   | Bandar / Urban  |              |                 |              |               |              |                 |              |
|--|---|-----------------|--------------|-----------------|--------------|---------------|--------------|-----------------|--------------|
|  |   | Melaka          |              | Negeri Sembilan |              | Pahang        |              | Pulau Pinang    |              |
|  |   | (RM)            | (%)          | (RM)            | (%)          | (RM)          | (%)          | (RM)            | (%)          |
| <b>Kumpulan</b>                                      | <b>02 Minuman Alkohol dan</b>   | <b>118.95</b>   | <b>1.88</b>  | <b>136.60</b>   | <b>2.45</b>  | <b>74.21</b>  | <b>1.54</b>  | <b>99.16</b>    | <b>1.68</b>  |
| <i>Group</i>   | <b>Tembakau</b><br><i>Alcoholic Beverages and Tobacco</i>   |                 |              |                 |              |               |              |                 |              |
|  | <b>0211 Arak &amp; minuman keras</b><br><i>Spirits &amp; liquors</i>  | 6.28            | 0.10         | 1.98            | 0.04         | 2.04          | 0.04         | 11.58           | 0.20         |
|  | <b>0212 Wain</b><br><i>Wine</i>   | 6.84            | 0.11         | 3.71            | 0.07         | 2.26          | 0.05         | 7.61            | 0.13         |
|  | <b>0213 Bir</b><br><i>Beer</i>  | 31.15           | 0.49         | 25.57           | 0.46         | 17.29         | 0.36         | 42.54           | 0.72         |
|  | <b>0219 Minuman beralkohol lain</b><br><i>Other alcoholic beverages</i>   | 0.07            | 0.00         | 0.16            | 0.00         | 0.02          | 0.00         | 0.08            | 0.00         |
|  | <b>0220 Perkhidmatan penghasilan alkohol</b><br><i>Alcohol production services</i>  | -               | -            | 0.00            | 0.00         | 0.00          | 0.00         | -               | -            |
|  | <b>0230 Tembakau</b><br><i>Tobacco</i>  | 74.60           | 1.20         | 105.11          | 1.89         | 52.56         | 1.09         | 37.31           | 0.63         |
|  | <b>0240 Lain-lain</b><br><i>Others</i>  | 0.02            | 0.00         | 0.07            | 0.00         | 0.03          | 0.00         | 0.04            | 0.00         |
| <b>Kumpulan</b>                                      | <b>03 Pakaian dan Kasut</b>   | <b>281.70</b>   | <b>4.46</b>  | <b>152.35</b>   | <b>2.74</b>  | <b>128.83</b> | <b>2.67</b>  | <b>164.32</b>   | <b>2.78</b>  |
| <i>Group</i>   | <i>Clothing and Footwear</i>  |                 |              |                 |              |               |              |                 |              |
|  | <b>0311 Material pakaian</b><br><i>Clothing materials</i>   | 3.30            | 0.05         | 0.58            | 0.01         | 0.49          | 0.01         | 0.41            | 0.01         |
|  | <b>0312 Pakaian</b><br><i>Garments</i>  | 204.44          | 3.23         | 114.81          | 2.06         | 94.69         | 1.97         | 117.08          | 1.98         |
|  | <b>0313 Lain-lain jenis pakaian &amp; aksesori pakaian</b><br><i>Other articles of clothing &amp; clothing accessories</i>          | 16.19           | 0.26         | 7.93            | 0.14         | 7.89          | 0.16         | 5.94            | 0.10         |
|  | <b>0314 Pencucian, pembaikan, menjahit &amp; sewa pakaian</b><br><i>Cleaning, repair, tailoring &amp; hire of clothing</i>          | 6.74            | 0.11         | 2.69            | 0.05         | 2.55          | 0.05         | 3.88            | 0.06         |
|  | <b>0321 Kasut &amp; lain-lain jenis alas kaki</b><br><i>Shoes &amp; other footwear</i>  | 50.32           | 0.80         | 26.12           | 0.47         | 23.07         | 0.48         | 36.64           | 0.62         |
|  | <b>0322 Pencucian, pembaikan &amp; sewa kasut</b><br><i>Cleaning, repair &amp; hire of footwear</i>                                 | 0.73            | 0.01         | 0.22            | 0.01         | 0.14          | 0.00         | 0.37            | 0.01         |
| <b>Kumpulan</b>                                      | <b>04 Perumahan, Air, Elektrik, Gas dan Bahan Api Lain</b>  | <b>1,169.54</b> | <b>18.50</b> | <b>1,169.85</b> | <b>21.01</b> | <b>994.05</b> | <b>20.63</b> | <b>1,461.95</b> | <b>24.76</b> |
| <i>Group</i>   | <i>Housing, Water, Electricity, Gas and Other Fuels</i>   |                 |              |                 |              |               |              |                 |              |
|  | <b>0411 Sewa sebenar yang dibayar oleh penyewa untuk kediaman utama</b><br><i>Actual rentals paid by tenants for main residence</i> | 114.93          | 1.82         | 168.64          | 3.03         | 158.66        | 3.29         | 218.06          | 3.69         |
|  | <b>0412 Lain-lain sewa sebenar</b><br><i>Other actual rentals</i>   | 0.51            | 0.01         | 0.00            | 0.00         | 1.39          | 0.03         | -               | -            |

Jadual 4.2: Komposisi perbelanjaan penggunaan isi rumah bulanan mengikut subkumpulan perbelanjaan, negeri dan strata, Malaysia, 2024 (samb.)

Table 4.2: Composition of monthly household consumption expenditure by subgroups of expenditure, state and strata, Malaysia, 2024 (cont'd)

| Subkumpulan perbelanjaan<br>Subgroups of expenditure  | Bandar / Urban |             |                 |             |               |             |               |             |
|---|----------------|-------------|-----------------|-------------|---------------|-------------|---------------|-------------|
|   | Melaka         |             | Negeri Sembilan |             | Pahang        |             | Pulau Pinang  |             |
|   | (RM)           | (%)         | (RM)            | (%)         | (RM)          | (%)         | (RM)          | (%)         |
| 0421 Sewa dinilai untuk kediaman utama<br><i>Imputed rentals of owner-occupiers for main residence</i>  | 660.87         | 10.46       | 721.78          | 12.96       | 582.53        | 12.09       | 919.20        | 15.56       |
| 0422 Lain-lain sewa dinilai<br><i>Other imputed rentals</i>   | 6.09           | 0.10        | 16.69           | 0.30        | 0.76          | 0.02        | 0.56          | 0.01        |
| 0431 Kelengkapan keselamatan & bahan-bahan untuk pembaikan & penyelenggaraan rumah kediaman<br><i>Security equipment &amp; materials for the maintenance &amp; repair of the dwelling</i> | 49.95          | 0.79        | 7.19            | 0.13        | 23.33         | 0.48        | 17.94         | 0.30        |
| 0432 Bayaran perkhidmatan penyelenggaraan, pembaikan & keselamatan rumah kediaman<br><i>Services for the maintenance, repair &amp; security of the dwelling</i>                           | 71.52          | 1.13        | 31.31           | 0.56        | 5.06          | 0.10        | 65.89         | 1.12        |
| 0441 Bekalan air<br><i>Water supply</i>   | 49.48          | 0.78        | 42.61           | 0.77        | 40.96         | 0.85        | 49.32         | 0.84        |
| 0442 Kutipan sampah<br><i>Refuse collection</i>   | 0.39           | 0.01        | 0.20            | 0.01        | 0.07          | 0.00        | 1.67          | 0.03        |
| 0443 Pembentungan<br><i>Sewage collection</i>   | 4.70           | 0.70        | 7.64            | 0.14        | 2.39          | 0.05        | 7.19          | 0.12        |
| 0444 Perkhidmatan lain berkaitan rumah kediaman<br><i>Other services relating to the dwelling n.e.c</i>   | 11.00          | 0.17        | 2.41            | 0.04        | 1.79          | 0.04        | 19.35         | 0.33        |
| 0451 Bekalan elektrik<br><i>Electricity</i>   | 186.23         | 2.95        | 160.33          | 2.88        | 154.60        | 3.21        | 153.40        | 2.60        |
| 0452 Gas<br><i>Gas</i>  | 13.50          | 0.21        | 10.81           | 0.19        | 22.01         | 0.46        | 8.17          | 0.14        |
| 0453 Bahan api cecair<br><i>Liquid fuels</i>  | 0.19           | 0.00        | 0.12            | 0.00        | 0.28          | 0.01        | 0.04          | 0.00        |
| 0454 Bahan api pepejal<br><i>Solid fuels</i>  | 0.16           | 0.00        | 0.13            | 0.00        | 0.22          | 0.00        | 0.05          | 0.00        |
| 0455 Lain lain bahan tenaga untuk pemanasan & penyejukan<br><i>Other energy for heating &amp; cooling</i>   | -              | -           | 0.00            | 0.00        | 0.00          | 0.00        | 1.11          | 0.02        |
| <b>Kumpulan 05 Hiasan, Perkakasan dan Penyelenggaraan Isi Rumah</b><br><i>Group Furnishings, Household Equipment and Routine Household Maintenance</i>                                    | <b>411.94</b>  | <b>6.52</b> | <b>227.72</b>   | <b>4.09</b> | <b>222.39</b> | <b>4.61</b> | <b>295.39</b> | <b>5.00</b> |
| 0511 Perabot, kelengkapan & permaidani<br><i>Furniture, furnishings &amp; loose carpets</i>   | 136.47         | 2.16        | 51.37           | 0.92        | 72.65         | 1.51        | 109.75        | 1.86        |
| 0512 Pembaikan, pemasangan & sewa perabot, kelengkapan & permaidani<br><i>Repair, installation &amp; hire of furniture, furnishings &amp; loose carpets</i>                               | 1.33           | 0.02        | 1.21            | 0.02        | 0.42          | 0.01        | 2.07          | 0.03        |
| 0521 Tekstil isi rumah<br><i>Household textiles</i>   | 28.01          | 0.44        | 6.76            | 0.12        | 6.93          | 0.14        | 15.01         | 0.25        |

Jadual 4.2: Komposisi perbelanjaan penggunaan isi rumah bulanan mengikut subkumpulan perbelanjaan, negeri dan strata, Malaysia, 2024 (samb.)

Table 4.2: Composition of monthly household consumption expenditure by subgroups of expenditure, state and strata, Malaysia, 2024 (cont'd)

| Subkumpulan perbelanjaan<br>Subgroups of expenditure  | Bandar / Urban |             |                 |             |               |             |               |             |
|---|----------------|-------------|-----------------|-------------|---------------|-------------|---------------|-------------|
|   | Melaka         |             | Negeri Sembilan |             | Pahang        |             | Pulau Pinang  |             |
|   | (RM)           | (%)         | (RM)            | (%)         | (RM)          | (%)         | (RM)          | (%)         |
| <b>0522</b> Pembaikan, sewa & khidmat jahitan tekstil isi rumah<br><i>Repair, hire &amp; sewing services of household textiles</i>                              | 0.71           | 0.01        | 0.02            | 0.00        | 0.01          | 0.00        | 0.85          | 0.01        |
| <b>0531</b> Perkakasan utama isi rumah sama ada elektrik atau bukan elektrik<br><i>Major household appliances, whether electric or not</i>                      | 73.06          | 1.16        | 30.52           | 0.55        | 31.26         | 0.65        | 50.78         | 0.86        |
| <b>0532</b> Kelengkapan elektrik kecil isi rumah<br><i>Small household appliances</i>   | 16.27          | 0.26        | 6.88            | 0.12        | 7.56          | 0.16        | 11.52         | 0.20        |
| <b>0533</b> Pembaikan, pemasangan & sewa perkakas isi rumah<br><i>Repair, installation &amp; hire of household appliances</i>                                   | 19.59          | 0.31        | 29.81           | 0.53        | 20.69         | 0.43        | 7.80          | 0.13        |
| <b>0540</b> Barang kaca, pinggan mangkuk & peralatan dapur isi rumah<br><i>Glassware, tableware &amp; household utensils</i>                                    | 11.59          | 0.18        | 5.09            | 0.09        | 5.97          | 0.12        | 7.02          | 0.12        |
| <b>0551</b> Alat-alat & peralatan bermotor<br><i>Motorized tools &amp; equipment</i>  | 3.10           | 0.05        | 1.44            | 0.03        | 1.53          | 0.03        | 0.77          | 0.01        |
| <b>0552</b> Alat-alat tidak bermotor & pelbagai aksesori<br><i>Non-motorized tools &amp; miscellaneous accessories</i>  | 4.03           | 0.06        | 2.07            | 0.04        | 2.86          | 0.06        | 1.55          | 0.03        |
| <b>0553</b> Pembaikan & sewa alat-alat & peralatan bermotor & tidak bermotor<br><i>Repair &amp; hire of motorized &amp; non-motorized tools &amp; equipment</i> | 0.25           | 0.00        | 0.38            | 0.01        | 0.03          | 0.00        | 0.17          | 0.00        |
| <b>0561</b> Barang-barang isi rumah tidak tahan lama<br><i>Non-durable household goods</i>  | 64.39          | 1.02        | 51.62           | 0.93        | 50.62         | 1.05        | 46.35         | 0.79        |
| <b>0562</b> Perkhidmatan domestik & perkhidmatan urusan rumah tangga<br><i>Domestic services &amp; household services</i>                                       | 53.15          | 0.81        | 40.55           | 0.73        | 21.86         | 0.45        | 41.75         | 0.71        |
| <b>Kumpulan 06</b> Kesihatan<br><i>Group Health</i>   | <b>218.62</b>  | <b>3.46</b> | <b>151.09</b>   | <b>2.71</b> | <b>148.87</b> | <b>3.09</b> | <b>164.46</b> | <b>2.79</b> |
| <b>0611</b> Ubat-ubatan<br><i>Medicines</i>   | 74.63          | 1.18        | 66.26           | 1.19        | 77.85         | 1.62        | 73.57         | 1.25        |
| <b>0612</b> Produk perubatan<br><i>Medical products</i>   | 17.17          | 0.27        | 14.68           | 0.26        | 11.94         | 0.25        | 10.17         | 0.17        |
| <b>0613</b> Produk bantu<br><i>Assistive products</i>   | 26.86          | 0.43        | 19.72           | 0.35        | 24.10         | 0.50        | 20.33         | 0.34        |
| <b>0614</b> Membaiki, menyewa & menyelenggara produk perubatan & bantuan<br><i>Repair, rental &amp; maintenance of medical &amp; assistive products</i>         | 0.95           | 0.02        | 0.09            | 0.00        | 0.15          | 0.00        | 0.34          | 0.01        |
| <b>0621</b> Perkhidmatan penjagaan pencegahan<br><i>Preventive care services</i>  | 1.79           | 0.03        | 4.68            | 0.08        | 0.64          | 0.01        | 6.52          | 0.11        |
| <b>0622</b> Perkhidmatan pergigian pesakit luar<br><i>Outpatient dental services</i>  | 40.66          | 0.64        | 14.40           | 0.26        | 18.42         | 0.38        | 16.58         | 0.28        |

Jadual 4.2: Komposisi perbelanjaan penggunaan isi rumah bulanan mengikut subkumpulan perbelanjaan, negeri dan strata, Malaysia, 2024 (samb.)

Table 4.2: Composition of monthly household consumption expenditure by subgroups of expenditure, state and strata, Malaysia, 2024 (cont'd)

| Subkumpulan perbelanjaan<br>Subgroups of expenditure  | Bandar / Urban |              |                 |              |               |              |               |             |
|---|----------------|--------------|-----------------|--------------|---------------|--------------|---------------|-------------|
|   | Melaka         |              | Negeri Sembilan |              | Pahang        |              | Pulau Pinang  |             |
|   | (RM)           | (%)          | (RM)            | (%)          | (RM)          | (%)          | (RM)          | (%)         |
| 0623 Perkhidmatan rawatan pesakit luar yang lain (tidak termasuk perkhidmatan pergigian)<br><i>Other outpatient care services (excluding preventive &amp; dental)</i> | 37.53          | 0.59         | 21.34           | 0.38         | 11.90         | 0.25         | 24.24         | 0.41        |
| 0631 Perkhidmatan kuratif & pemulihan pesakit dalam<br><i>Inpatient curative &amp; rehabilitative</i>   | 15.57          | 0.25         | 9.00            | 0.16         | 2.68          | 0.06         | 8.56          | 0.15        |
| 0632 Perkhidmatan rawatan jangka panjang pesakit dalam<br><i>Inpatient long term care services</i>  | 0.75           | 0.01         | 0.21            | 0.00         | 1.00          | 0.02         | 3.35          | 0.06        |
| 0641 Perkhidmatan pengimejan diagnostik & perkhidmatan makmal perubatan<br><i>Diagnostic imaging services &amp; medical laboratory services</i>                       | 2.60           | 0.40         | 0.71            | 0.01         | 0.19          | 0.00         | 0.80          | 0.01        |
| 0642 Perkhidmatan pengangkutan kecemasan pesakit & penyelamatan kecemasan<br><i>Patient emergency transportation services &amp; emergency rescue</i>                  | -              | -            | 0.00            | 0.00         | 0.00          | 0.00         | -             | -           |
| 0643 Perkhidmatan yang tidak dikelaskan di tempat lain<br><i>Services not classified elsewhere</i>  | 0.12           | 0.00         | 0.00            | 0.00         | 0.00          | 0.00         | -             | -           |
| <b>Kumpulan 07 Pengangkutan</b><br><i>Group Transport</i>   | <b>824.93</b>  | <b>13.05</b> | <b>650.06</b>   | <b>11.67</b> | <b>508.26</b> | <b>10.55</b> | <b>513.96</b> | <b>8.70</b> |
| 0711 Motokar<br><i>Motor cars</i>   | 131.79         | 2.09         | 17.36           | 0.31         | 42.39         | 0.88         | 33.55         | 0.57        |
| 0712 Motosikal<br><i>Motorcycles</i>  | 7.35           | 0.12         | 4.61            | 0.08         | 2.52          | 0.05         | 5.01          | 0.08        |
| 0713 Basikal<br><i>Bicycles</i>   | 3.15           | 0.05         | 1.51            | 0.03         | 1.41          | 0.03         | 1.37          | 0.02        |
| 0721 Alat ganti & aksesori untuk kelengkapan pengangkutan persendirian<br><i>Parts &amp; accessories for personal transport equipment</i>                             | 47.45          | 0.75         | 18.73           | 0.34         | 20.71         | 0.43         | 14.86         | 0.25        |
| 0722 Bahan api & pelincir untuk kelengkapan pengangkutan persendirian<br><i>Fuels &amp; lubricants for personal transport equipment</i>                               | 409.76         | 6.48         | 384.48          | 6.90         | 308.18        | 6.40         | 277.47        | 4.70        |
| 0723 Penyelenggaraan & pembaikan kelengkapan kenderaan persendirian<br><i>Maintenance &amp; repair of personal transport equipment</i>                                | 149.33         | 2.36         | 135.49          | 2.43         | 97.72         | 2.03         | 124.29        | 2.10        |
| 0724 Perkhidmatan lain berkenaan kelengkapan pengangkutan persendirian<br><i>Other services in respect of personal transport equipment</i>                            | 34.64          | 0.55         | 33.33           | 0.60         | 19.68         | 0.41         | 19.02         | 0.32        |

Jadual 4.2: Komposisi perbelanjaan penggunaan isi rumah bulanan mengikut subkumpulan perbelanjaan, negeri dan strata, Malaysia, 2024 (samb.)

Table 4.2: Composition of monthly household consumption expenditure by subgroups of expenditure, state and strata, Malaysia, 2024 (cont'd)

| Subkumpulan perbelanjaan<br>Subgroups of expenditure   | Bandar/ Urban |             |                 |             |               |             |               |             |
|--|---------------|-------------|-----------------|-------------|---------------|-------------|---------------|-------------|
|  | Melaka        |             | Negeri Sembilan |             | Pahang        |             | Pulau Pinang  |             |
|  | (RM)          | (%)         | (RM)            | (%)         | (RM)          | (%)         | (RM)          | (%)         |
| 0731 Pengangkutan penumpang menggunakan laluan rel<br><i>Passenger transport by railway</i>  | 0.74          | 0.01        | 0.88            | 0.02        | 0.03          | 0.00        | 0.89          | 0.02        |
| 0732 Pengangkutan penumpang menggunakan jalan raya<br><i>Passenger transport by road</i>   | 12.07         | 0.19        | 15.02           | 0.27        | 5.33          | 0.11        | 20.43         | 0.35        |
| 0733 Pengangkutan penumpang melalui udara<br><i>Passenger transport by air</i>   | 20.37         | 0.32        | 29.71           | 0.53        | 4.00          | 0.08        | 12.96         | 0.22        |
| 0734 Pengangkutan penumpang melalui laut & air daratan<br><i>Passenger transport by sea &amp; inland waterway</i>  | 0.13          | 0.00        | 1.67            | 0.03        | 0.31          | 0.01        | 0.55          | 0.01        |
| 0735 Pengangkutan penumpang gabungan<br><i>Combined passenger transport</i>  | -             | -           | 0.04            | 0.00        | 0.11          | 0.00        | 0.05          | 0.00        |
| 0736 Bayaran perkhidmatan pengangkutan lain<br><i>Other purchased transport services</i>   | 0.21          | 0.00        | 0.84            | 0.02        | 0.57          | 0.01        | 0.24          | 0.00        |
| 0741 Perkhidmatan pos & kurier<br><i>Postal &amp; courier services</i>   | 2.72          | 0.40        | 4.68            | 0.08        | 4.07          | 0.08        | 0.95          | 0.02        |
| 0749 Pengangkutan barang-barang lain<br><i>Other transport of goods</i>  | 5.23          | 0.08        | 1.70            | 0.03        | 1.23          | 0.03        | 2.32          | 0.04        |
| <b>Kumpulan 08 Maklumat dan Komunikasi</b><br><i>Group Information and Communication</i>   | <b>376.39</b> | <b>5.96</b> | <b>327.43</b>   | <b>5.88</b> | <b>360.49</b> | <b>7.48</b> | <b>348.64</b> | <b>5.90</b> |
| 0811 Peralatan telefon tetap<br><i>Fixed telephone equipment</i>   | 0.02          | 0.00        | 0.21            | 0.00        | 0.05          | 0.00        | 0.07          | 0.00        |
| 0812 Peralatan telefon bimbit<br><i>Mobile telephone equipment</i>   | 43.81         | 0.69        | 17.64           | 0.32        | 50.48         | 1.05        | 27.25         | 0.46        |
| 0813 Peralatan pemprosesan maklumat<br><i>Information processing equipment</i>   | 28.46         | 0.45        | 16.99           | 0.31        | 64.19         | 1.33        | 24.25         | 0.41        |
| 0814 Peralatan untuk penerimaan, rakaman & penghasilan suara & penglihatan<br><i>Equipment for the reception, recording &amp; reproduction of sound &amp; vision</i> | 18.20         | 0.29        | 7.36            | 0.13        | 8.86          | 0.18        | 17.43         | 0.30        |
| 0815 Media rakaman tidak direkod<br><i>Unrecorded recording media</i>  | 0.54          | 0.01        | 0.51            | 0.01        | 0.37          | 0.01        | 0.33          | 0.01        |
| 0819 Peralatan & aksesori maklumat & komunikasi lain<br><i>Other information &amp; communication equipment &amp; accessories</i>                                     | 15.73         | 0.25        | 6.90            | 0.12        | 13.34         | 0.28        | 18.70         | 0.32        |
| 0820 Perisian (tidak termasuk perisian permainan)<br><i>Software (excluding games)</i>   | 0.18          | 0.00        | 0.15            | 0.00        | 0.03          | 0.00        | 0.05          | 0.00        |
| 0831 Perkhidmatan komunikasi tetap<br><i>Fixed communication services</i>  | 3.92          | 0.06        | 5.89            | 0.11        | 1.57          | 0.03        | 3.31          | 0.06        |
| 0832 Perkhidmatan komunikasi mudah alih<br><i>Mobile communication services</i>  | 133.00        | 2.11        | 103.86          | 1.87        | 125.32        | 2.60        | 131.43        | 2.22        |

Jadual 4.2: Komposisi perbelanjaan penggunaan isi rumah bulanan mengikut subkumpulan perbelanjaan, negeri dan strata, Malaysia, 2024 (samb.)

Table 4.2: Composition of monthly household consumption expenditure by subgroups of expenditure, state and strata, Malaysia, 2024 (cont'd)

| Subkumpulan perbelanjaan<br>Subgroups of expenditure   | Bandar / Urban |             |                 |             |               |             |               |             |
|--|----------------|-------------|-----------------|-------------|---------------|-------------|---------------|-------------|
|  | Melaka         |             | Negeri Sembilan |             | Pahang        |             | Pulau Pinang  |             |
|  | (RM)           | (%)         | (RM)            | (%)         | (RM)          | (%)         | (RM)          | (%)         |
| 0833 Perkhidmatan penyediaan akses internet & net storage services<br><i>Internet access provision services &amp; net storage services</i>   | 32.23          | 0.51        | 63.43           | 1.14        | 32.17         | 0.67        | 58.14         | 0.98        |
| 0834 Perkhidmatan telekomunikasi gabungan<br><i>Bundled telecommunication services</i>   | 47.26          | 0.75        | 41.36           | 0.74        | 19.29         | 0.40        | 28.44         | 0.48        |
| 0835 Pembaikan & sewaan peralatan maklumat & komunikasi<br><i>Repair &amp; rental of information &amp; communication equipment</i>   | 1.82           | 0.03        | 2.36            | 0.04        | 1.39          | 0.03        | 1.13          | 0.02        |
| 0839 Perkhidmatan maklumat & komunikasi lain<br><i>Other information &amp; communication services</i>  | 51.22          | 0.81        | 60.77           | 1.09        | 43.44         | 0.90        | 38.11         | 0.64        |
| <b>Kumpulan 09 Rekreasi, Sukan dan Kebudayaan</b><br><i>Group Recreation, Sport and Culture</i>  | <b>297.35</b>  | <b>4.70</b> | <b>246.23</b>   | <b>4.42</b> | <b>237.62</b> | <b>4.93</b> | <b>184.31</b> | <b>3.12</b> |
| 0911 Peralatan fotografi & kelengkapan sinematografi & alatan optik<br><i>Photographic &amp; cinematographic equipment &amp; optical instruments</i>                                       | 4.38           | 0.07        | 3.31            | 0.06        | 0.77          | 0.02        | 2.96          | 0.08        |
| 0912 Barang-barang tahan lama utama untuk rekreasi<br><i>Major durables for recreation</i>   | 12.73          | 0.20        | 2.19            | 0.04        | 6.78          | 0.14        | 2.55          | 0.04        |
| 0921 Permainan, mainan & hobi<br><i>Games, toys &amp; hobbies</i>  | 15.46          | 0.24        | 15.40           | 0.28        | 12.11         | 0.25        | 13.53         | 0.23        |
| 0922 Kelengkapan untuk bersukan, perkhemahan & rekreasi terbuka<br><i>Equipment for sport, camping &amp; open-air recreation</i>   | 10.23          | 0.16        | 8.81            | 0.16        | 4.69          | 0.10        | 4.35          | 0.08        |
| 0931 Produk kebun, tanaman & bunga<br><i>Garden products, plants &amp; flowers</i>   | 15.17          | 0.24        | 10.75           | 0.19        | 9.66          | 0.20        | 4.33          | 0.07        |
| 0932 Binatang peliharaan & produk untuk binatang peliharaan<br><i>Pets &amp; products for pets</i>   | 29.38          | 0.46        | 32.91           | 0.59        | 17.59         | 0.37        | 11.42         | 0.19        |
| 0941 Sewa & pembaikan peralatan fotografi & kelengkapan sinematografi & alatan optik<br><i>Hire &amp; repair of photographic &amp; cinematographic equipment &amp; optical instruments</i> | 0.27           | 0.00        | 0.18            | 0.00        | 0.00          | 0.00        | 0.15          | 0.00        |
| 0942 Sewa, penyelenggaraan & pembaikan barang-barang tahan lama utama untuk rekreasi<br><i>Hire, maintenance &amp; repair of major durables for recreation</i>                             | 0.62           | 0.01        | 0.51            | 0.01        | 0.03          | 0.00        | 0.02          | 0.00        |
| 0943 Sewa & pembaikan permainan, mainan & hobi<br><i>Hire &amp; repair of games, toys &amp; hobbies</i>  | 0.36           | 0.01        | 2.33            | 0.04        | 0.11          | 0.00        | 0.76          | 0.01        |

Jadual 4.2: Komposisi perbelanjaan penggunaan isi rumah bulanan mengikut subkumpulan perbelanjaan, negeri dan strata, Malaysia, 2024 (samb.)

Table 4.2: Composition of monthly household consumption expenditure by subgroups of expenditure, state and strata, Malaysia, 2024 (cont'd)

| Subkumpulan perbelanjaan<br>Subgroups of expenditure  | Bandar / Urban |             |                 |             |               |             |              |             |
|---|----------------|-------------|-----------------|-------------|---------------|-------------|--------------|-------------|
|   | Melaka         |             | Negeri Sembilan |             | Pahang        |             | Pulau Pinang |             |
|   | (RM)           | (%)         | (RM)            | (%)         | (RM)          | (%)         | (RM)         | (%)         |
| <b>0944 Sewa &amp; pembaikan kelengkapan untuk bersukan, perkhemahan &amp; rekreasi terbuka</b><br><i>Hire &amp; repair of equipment for sport, camping &amp; open air-recreation</i> | 1.97           | 0.03        | 1.47            | 0.03        | 0.06          | 0.00        | 0.06         | 0.00        |
| <b>0945 Veterinar &amp; lain-lain perkhidmatan untuk binatang peliharaan</b><br><i>Veterinary &amp; other services for pets</i>   | 6.45           | 0.10        | 9.04            | 0.16        | 6.42          | 0.13        | 4.81         | 0.08        |
| <b>0946 Perkhidmatan rekreasi &amp; sukan</b><br><i>Recreational &amp; sporting services</i>  | 33.48          | 0.53        | 55.94           | 1.00        | 21.67         | 0.45        | 38.09        | 0.65        |
| <b>0947 Permainan nasib</b><br><i>Games of chance</i>   | 17.38          | 0.27        | 28.72           | 0.52        | 9.75          | 0.20        | 35.42        | 0.60        |
| <b>0951 Alat muzik</b><br><i>Musical instruments</i>  | 2.37           | 0.40        | 4.24            | 0.08        | 0.70          | 0.01        | 1.67         | 0.03        |
| <b>0952 Media pandang dengar</b><br><i>Audio-visual media</i>   | 0.02           | 0.00        | 0.02            | 0.00        | -             | -           | 0.01         | 0.00        |
| <b>0961 Perkhidmatan yang disediakan oleh panggung wayang, teater &amp; tempat konsert</b><br><i>Services provided by cinemas, theatres &amp; concert venues</i>                      | 20.68          | 0.33        | 26.24           | 0.47        | 26.64         | 0.55        | 20.85        | 0.35        |
| <b>0962 Perkhidmatan yang disediakan oleh muzium, perpustakaan &amp; tapak kebudayaan</b><br><i>Services provided by museums, libraries &amp; cultural sites</i>                      | 12.06          | 0.19        | 6.57            | 0.12        | 7.89          | 0.16        | 5.10         | 0.09        |
| <b>0963 Perkhidmatan fotografi</b><br><i>Photographic services</i>  | 1.44           | 0.02        | 0.73            | 0.01        | 0.26          | 0.01        | 1.82         | 0.03        |
| <b>0969 Lain-lain perkhidmatan kebudayaan</b><br><i>Other cultural services</i>   | 0.09           | 0.00        | 0.01            | 0.00        | 0.05          | 0.00        | 0.21         | 0.00        |
| <b>0971 Buku</b><br><i>Books</i>  | 2.12           | 0.03        | 2.13            | 0.04        | 1.11          | 0.02        | 1.59         | 0.03        |
| <b>0972 Surat khabar &amp; bacaan berkala</b><br><i>Newspapers &amp; periodicals</i>  | 1.54           | 0.02        | 3.06            | 0.05        | 0.54          | 0.01        | 0.68         | 0.01        |
| <b>0973 Pelbagai perkara bercetak</b><br><i>Miscellaneous printed matter</i>  | 0.24           | 0.00        | 0.56            | 0.01        | 0.34          | 0.01        | 0.05         | 0.00        |
| <b>0974 Alat tulis &amp; bahan lukisan</b><br><i>Stationery &amp; drawing materials</i>   | 14.78          | 0.23        | 17.65           | 0.32        | 12.31         | 0.26        | 6.58         | 0.12        |
| <b>0980 Pakej percutian</b><br><i>Package holidays</i>  | 94.12          | 1.49        | 13.45           | 0.24        | 98.14         | 2.04        | 27.30        | 0.46        |
| <b>Kumpulan 10 Perkhidmatan Pendidikan</b><br><i>Group Education Services</i>   | <b>71.51</b>   | <b>1.13</b> | <b>92.74</b>    | <b>1.67</b> | <b>109.88</b> | <b>2.28</b> | <b>97.97</b> | <b>1.66</b> |
| <b>1010 Pendidikan peringkat pra sekolah &amp; sekolah rendah</b><br><i>Pre-primary &amp; primary school education</i>  | 27.82          | 0.44        | 45.22           | 0.81        | 48.62         | 1.01        | 60.59        | 1.02        |
| <b>1020 Pendidikan peringkat menengah</b><br><i>Secondary education</i>   | 6.05           | 0.10        | 10.27           | 0.18        | 18.97         | 0.39        | 14.60        | 0.25        |

Jadual 4.2: Komposisi perbelanjaan penggunaan isi rumah bulanan mengikut subkumpulan perbelanjaan, negeri dan strata, Malaysia, 2024 (samb.)

Table 4.2: Composition of monthly household consumption expenditure by subgroups of expenditure, state and strata, Malaysia, 2024 (cont'd)

| Subkumpulan perbelanjaan<br>Subgroups of expenditure   | Bandar / Urban |              |                 |              |               |              |                 |              |
|--|----------------|--------------|-----------------|--------------|---------------|--------------|-----------------|--------------|
|  | Melaka         |              | Negeri Sembilan |              | Pahang        |              | Pulau Pinang    |              |
|  | (RM)           | (%)          | (RM)            | (%)          | (RM)          | (%)          | (RM)            | (%)          |
| 1030 Pendidikan peringkat lepasan menengah bukan tertiar<br><i>Post-secondary non-tertiary education</i>   | 10.77          | 0.19         | 10.75           | 0.19         | 4.95          | 0.10         | 5.82            | 0.10         |
| 1040 Pendidikan peringkat diploma & ke atas<br><i>Diploma level education &amp; above</i>  | 12.13          | 0.21         | 6.41            | 0.12         | 3.23          | 0.07         | 3.41            | 0.06         |
| 1050 Pendidikan yang tidak dikelaskan mengikut peringkat<br><i>Education not definable by level</i>  | 11.76          | 0.20         | 20.10           | 0.36         | 34.11         | 0.71         | 13.55           | 0.23         |
| <b>Kumpulan Group</b> 11 Restoran dan Perkhidmatan Penginapan<br><i>Restaurants and Accommodation Services</i>                                   | <b>789.75</b>  | <b>12.50</b> | <b>793.22</b>   | <b>14.25</b> | <b>698.68</b> | <b>14.50</b> | <b>1,184.11</b> | <b>20.05</b> |
| 1110 Restoran, kafe, kantin, kafeteria, dewan makan & seumpamanya<br><i>Restaurants, cafés, canteens, cafeterias, refectories &amp; the like</i> | 702.30         | 11.36        | 741.84          | 13.32        | 664.70        | 13.79        | 1,141.64        | 19.33        |
| 1113 Pembelian makanan dari lain-lain medium<br><i>Food purchase from other medium</i>   | 5.97           | 0.10         | 9.37            | 0.17         | 5.43          | 0.11         | 3.78            | 0.06         |
| 1120 Perkhidmatan penginapan<br><i>Accommodation services</i>  | 65.59          | 1.04         | 42.01           | 0.75         | 28.55         | 0.59         | 38.69           | 0.66         |
| <b>Kumpulan Group</b> 12 Insurans dan Perkhidmatan Kewangan<br><i>Insurance and Financial Services</i>   | <b>254.68</b>  | <b>4.03</b>  | <b>335.65</b>   | <b>6.03</b>  | <b>205.76</b> | <b>4.27</b>  | <b>381.99</b>   | <b>6.47</b>  |
| 1211 Insurans nyawa & kemalangan<br><i>Life &amp; accident insurance</i>   | 83.49          | 1.32         | 84.80           | 1.52         | 24.97         | 0.52         | 118.39          | 2.00         |
| 1212 Insurans berkaitan dengan kesihatan<br><i>Insurance connected with health</i>   | 52.92          | 0.84         | 86.42           | 1.55         | 45.26         | 0.94         | 172.15          | 2.91         |
| 1213 Insurans berkaitan dengan kediaman<br><i>Insurance connected with the dwelling</i>  | 0.71           | 0.01         | 0.71            | 0.01         | 0.08          | 0.00         | 2.70            | 0.05         |
| 1214 Insurans berkaitan dengan pengangkutan<br><i>Insurance connected with transport</i>   | 77.50          | 1.23         | 134.76          | 2.42         | 106.06        | 2.20         | 82.13           | 1.39         |
| 1219 Insurans lain<br><i>Other insurance</i>   | 30.47          | 0.48         | 8.81            | 0.16         | 4.56          | 0.10         | 1.70            | 0.03         |
| 1221 Perkhidmatan perantaraan kewangan diukur secara tidak langsung<br><i>Financial intermediation services indirectly measured</i>              | -              | -            | 15.82           | 0.28         | 9.27          | 0.19         | 0.03            | 0.00         |
| 1222 Caj eksplisit oleh syarikat pengambilan deposit<br><i>Explicit charges by deposit-taking corporations</i>                                   | 9.37           | 0.15         | 4.18            | 0.08         | 2.91          | 0.06         | 2.74            | 0.05         |
| 1229 Perkhidmatan kewangan lain<br><i>Other financial services</i>   | 0.22           | 0.00         | 0.15            | 0.00         | 12.65         | 0.26         | 2.15            | 0.04         |

Jadual 4.2: Komposisi perbelanjaan penggunaan isi rumah bulanan mengikut subkumpulan perbelanjaan, negeri dan strata, Malaysia, 2024 (samb.)

Table 4.2: Composition of monthly household consumption expenditure by subgroups of expenditure, state and strata, Malaysia, 2024 (cont'd)

| Subkumpulan perbelanjaan<br>Subgroups of expenditure  |  | Bandar / Urban  |               |                 |               |                 |               |                 |               |
|---|--|-----------------|---------------|-----------------|---------------|-----------------|---------------|-----------------|---------------|
|   |  | Melaka          |               | Negeri Sembilan |               | Pahang          |               | Pulau Pinang    |               |
|   |  | (RM)            | (%)           | (RM)            | (%)           | (RM)            | (%)           | (RM)            | (%)           |
| <b>Kumpulan</b>   | <b>13 Penjagaan Diri, Perlindungan Sosial dan Pelbagai Barangan dan Perkhidmatan</b><br><i>Personal Care, Social Protection and Miscellaneous Goods and Services</i> | <b>469.82</b>   | <b>7.43</b>   | <b>395.76</b>   | <b>7.11</b>   | <b>270.29</b>   | <b>5.61</b>   | <b>330.00</b>   | <b>5.59</b>   |
| <i>Group</i>  |  |                 |               |                 |               |                 |               |                 |               |
| <b>1311</b>   | <b>Perkakas elektrik untuk penjagaan diri</b><br><i>Electric appliances for personal care</i>  | 4.74            | 0.08          | 2.99            | 0.05          | 7.78            | 0.16          | 3.60            | 0.06          |
| <b>1312</b>   | <b>Lain-lain perkakas, artikel &amp; produk untuk penjagaan diri</b><br><i>Other appliances, articles &amp; products for personal care</i>                           | 173.95          | 2.76          | 131.30          | 2.36          | 127.20          | 2.64          | 126.75          | 2.15          |
| <b>1313</b>   | <b>Salon dandan rambut &amp; pusat dandan peribadi</b><br><i>Hairdressing salons &amp; personal grooming establishments</i>  | 73.64           | 1.17          | 53.90           | 0.97          | 33.03           | 0.69          | 51.48           | 0.87          |
| <b>1321</b>   | <b>Barang kemas &amp; jam tangan</b><br><i>Jewellery &amp; watches</i>   | 112.62          | 1.78          | 24.34           | 0.44          | 46.07           | 0.95          | 66.46           | 1.12          |
| <b>1322</b>   | <b>Artikel pemujaan &amp; artikel untuk perayaan keagamaan &amp; ritual</b><br><i>Devotional articles &amp; articles for religious &amp; ritual celebrations</i>     | 15.84           | 0.25          | 22.61           | 0.41          | 12.33           | 0.25          | 21.66           | 0.37          |
| <b>1329</b>   | <b>Barang peribadi lain yang tidak dikelaskan dimana-mana</b><br><i>Other personal effects n.e.c</i>   | 26.05           | 0.41          | 13.23           | 0.24          | 10.42           | 0.22          | 19.25           | 0.33          |
| <b>1330</b>   | <b>Perlindungan sosial</b><br><i>Social protection</i>   | 5.62            | 0.09          | 7.00            | 0.13          | 3.71            | 0.08          | 13.56           | 0.23          |
| <b>1390</b>   | <b>Lain-lain perkhidmatan</b><br><i>Other services</i>   | 57.37           | 0.91          | 140.39          | 2.52          | 29.75           | 0.62          | 27.24           | 0.46          |
| <b>Komposisi perbelanjaan penggunaan isi rumah bulanan (01-13)</b><br><i>Composition of monthly household consumption expenditure (01-13)</i> |  | <b>6,320.53</b> | <b>100.00</b> | <b>5,568.40</b> | <b>100.00</b> | <b>4,819.27</b> | <b>100.00</b> | <b>5,905.66</b> | <b>100.00</b> |

Jadual 4.2: Komposisi perbelanjaan penggunaan isi rumah bulanan mengikut subkumpulan perbelanjaan, negeri dan strata, Malaysia, 2024

Table 4.2: Composition of monthly household consumption expenditure by subgroups of expenditure, state and strata, Malaysia, 2024

| Subkumpulan perbelanjaan<br>Subgroups of expenditure |  | Bandar / Urban |              |               |              |               |              |                 |              |
|--|--|----------------|--------------|---------------|--------------|---------------|--------------|-----------------|--------------|
|  |  | Perak          |              | Perlis        |              | Selangor      |              | Terengganu      |              |
|  |  | (RM)           | (%)          | (RM)          | (%)          | (RM)          | (%)          | (RM)            | (%)          |
| <b>Kumpulan</b>                                      | <b>01 Makanan dan Minuman</b>  | <b>812.88</b>  | <b>18.10</b> | <b>852.71</b> | <b>20.07</b> | <b>838.82</b> | <b>11.41</b> | <b>1,127.41</b> | <b>20.36</b> |
| <i>Group</i>   | <i>Food and Beverages</i>  |                |              |               |              |               |              |                 |              |
|  | <b>0111 Bijirin &amp; produk bijirin</b>   | 107.00         | 2.38         | 99.05         | 2.33         | 171.53        | 2.33         | 141.37          | 2.55         |
|  | <i>Cereals &amp; cereal products</i>   |                |              |               |              |               |              |                 |              |
|  | <b>0112 Haiwan hidup, daging &amp; bahagian lain bagi haiwan darat yang disembelih</b>         | 132.64         | 2.95         | 113.99        | 2.68         | 101.40        | 1.38         | 136.54          | 2.47         |
|  | <i>Live animals, meat &amp; other parts of slaughtered land animals</i>                        |                |              |               |              |               |              |                 |              |
|  | <b>0113 Ikan &amp; makanan laut lain</b>   | 180.20         | 4.01         | 238.63        | 5.62         | 151.73        | 2.07         | 254.95          | 4.60         |
|  | <i>Fish &amp; other seafood</i>  |                |              |               |              |               |              |                 |              |
|  | <b>0114 Susu, produk tenusu lain &amp; telur</b>   | 67.79          | 1.51         | 54.12         | 1.27         | 54.36         | 0.74         | 70.39           | 1.27         |
|  | <i>Milk, other dairy products &amp; eggs</i>   |                |              |               |              |               |              |                 |              |
|  | <b>0115 Minyak &amp; lemak</b>   | 33.10          | 0.74         | 31.33         | 0.74         | 35.02         | 0.48         | 39.17           | 0.71         |
|  | <i>Oils &amp; fats</i>   |                |              |               |              |               |              |                 |              |
|  | <b>0116 Buah-buahan &amp; kacang</b>   | 54.01          | 1.20         | 53.51         | 1.26         | 57.15         | 0.78         | 83.44           | 1.51         |
|  | <i>Fruits &amp; nuts</i>   |                |              |               |              |               |              |                 |              |
|  | <b>0117 Sayur-sayuran, ubi, plantain, pisang sayuran &amp; kekacang</b>                        | 85.56          | 1.90         | 95.81         | 2.25         | 73.07         | 0.99         | 138.94          | 2.51         |
|  | <i>Vegetables, tubers, plantains, cooking bananas &amp; pulses</i>                             |                |              |               |              |               |              |                 |              |
|  | <b>0118 Gula, manisan &amp; pencuci mulut</b>  | 28.09          | 0.63         | 28.37         | 0.67         | 26.01         | 0.35         | 39.01           | 0.70         |
|  | <i>Sugar, confectionery &amp; desserts</i>   |                |              |               |              |               |              |                 |              |
|  | <b>0119 Makanan sedia dimakan &amp; produk makanan lain</b>                                    | 86.22          | 1.92         | 103.17        | 2.43         | 129.26        | 1.76         | 172.04          | 3.11         |
|  | <i>Ready-made food &amp; other food products</i>   |                |              |               |              |               |              |                 |              |
|  | <b>0121 Jus buah-buahan &amp; sayur-sayuran</b>  | 0.68           | 0.02         | 1.08          | 0.03         | 1.50          | 0.02         | 1.89            | 0.03         |
|  | <i>Fruit &amp; vegetable juices</i>  |                |              |               |              |               |              |                 |              |
|  | <b>0122 Kopi &amp; pengganti kopi</b>  | 7.18           | 0.16         | 8.90          | 0.21         | 10.13         | 0.14         | 12.13           | 0.22         |
|  | <i>Coffee &amp; coffee substitutes</i>   |                |              |               |              |               |              |                 |              |
|  | <b>0123 Teh, mate' &amp; produk tumbuhan lain untuk seduhan</b>                                | 4.78           | 0.11         | 4.49          | 0.11         | 8.05          | 0.11         | 5.46            | 0.10         |
|  | <i>Tea, maté &amp; other plant products for infusion</i>                                       |                |              |               |              |               |              |                 |              |
|  | <b>0124 Minuman koko</b>   | 7.33           | 0.16         | 9.73          | 0.23         | 7.97          | 0.11         | 13.07           | 0.24         |
|  | <i>Cocoa drinks</i>  |                |              |               |              |               |              |                 |              |
|  | <b>0125 Air</b>  | 2.03           | 0.05         | 1.25          | 0.03         | 1.68          | 0.02         | 2.72            | 0.05         |
|  | <i>Water</i>   |                |              |               |              |               |              |                 |              |
|  | <b>0126 Minuman ringan</b>   | 4.61           | 0.10         | 1.84          | 0.04         | 3.49          | 0.05         | 4.90            | 0.09         |
|  | <i>Soft drinks</i>   |                |              |               |              |               |              |                 |              |
|  | <b>0129 Minuman tidak beralkohol lain</b>  | 11.28          | 0.25         | 7.41          | 0.17         | 6.15          | 0.08         | 11.37           | 0.20         |
|  | <i>Other non-alkoholic beverages</i>   |                |              |               |              |               |              |                 |              |
|  | <b>0130 Perkhidmatan pemprosesan barangan primer untuk makanan &amp; minuman bukan alkohol</b> | 0.38           | 0.01         | 0.03          | 0.00         | 0.32          | 0.00         | 0.02            | 0.00         |
|  | <i>Services for processing primary goods for food &amp; non-alkoholic beverages</i>            |                |              |               |              |               |              |                 |              |

Jadual 4.2: Komposisi perbelanjaan penggunaan isi rumah bulanan mengikut subkumpulan perbelanjaan, negeri dan strata, Malaysia, 2024 (samb.)

Table 4.2: Composition of monthly household consumption expenditure by subgroups of expenditure, state and strata, Malaysia, 2024 (cont'd)

| Subkumpulan perbelanjaan<br>Subgroups of expenditure |   | Bandar / Urban |              |               |              |                 |              |               |              |
|--|---|----------------|--------------|---------------|--------------|-----------------|--------------|---------------|--------------|
|  |   | Perak          |              | Perlis        |              | Selangor        |              | Terengganu    |              |
|  |   | (RM)           | (%)          | (RM)          | (%)          | (RM)            | (%)          | (RM)          | (%)          |
| <b>Kumpulan</b>                                      | <b>02 Minuman Alkohol dan</b>   | <b>89.76</b>   | <b>2.00</b>  | <b>50.78</b>  | <b>1.20</b>  | <b>90.96</b>    | <b>1.25</b>  | <b>60.47</b>  | <b>1.09</b>  |
| <i>Group</i>   | <b>Tembakau</b><br><i>Alcoholic Beverages and Tobacco</i>   |                |              |               |              |                 |              |               |              |
|  | <b>0211 Arak &amp; minuman keras</b><br><i>Spirits &amp; liquors</i>  | 4.89           | 0.11         | 0.04          | 0.00         | 9.54            | 0.13         | 1.60          | 0.03         |
|  | <b>0212 Wain</b><br><i>Wine</i>   | 10.83          | 0.24         | -             | -            | 7.87            | 0.11         | 1.00          | 0.02         |
|  | <b>0213 Bir</b><br><i>Beer</i>  | 28.37          | 0.63         | 12.45         | 0.30         | 26.94           | 0.37         | 3.73          | 0.06         |
|  | <b>0219 Minuman beralkohol lain</b><br><i>Other alcoholic beverages</i>   | 0.27           | 0.01         | -             | 0.00         | 0.27            | 0.00         | -             | -            |
|  | <b>0220 Perkhidmatan penghasilan alkohol</b><br><i>Alcohol production services</i>  | -              | -            | -             | -            | 0.04            | 0.01         | -             | -            |
|  | <b>0230 Tembakau</b><br><i>Tobacco</i>  | 45.36          | 1.01         | 38.29         | 0.90         | 46.27           | 0.63         | 54.07         | 0.98         |
|  | <b>0240 Lain-lain</b><br><i>Others</i>  | 0.04           | 0.00         | -             | 0.00         | 0.03            | 0.00         | 0.07          | 0.00         |
| <b>Kumpulan</b>                                      | <b>03 Pakaian dan Kasut</b>   | <b>147.13</b>  | <b>3.27</b>  | <b>123.85</b> | <b>2.91</b>  | <b>164.49</b>   | <b>2.23</b>  | <b>214.87</b> | <b>3.88</b>  |
| <i>Group</i>   | <i>Clothing and Footwear</i>  |                |              |               |              |                 |              |               |              |
|  | <b>0311 Material pakaian</b><br><i>Clothing materials</i>   | 0.33           | 0.01         | 0.52          | 0.01         | 1.02            | 0.01         | 5.77          | 0.10         |
|  | <b>0312 Pakaian</b><br><i>Garments</i>  | 109.04         | 2.43         | 86.95         | 2.05         | 99.20           | 1.35         | 139.19        | 2.51         |
|  | <b>0313 Lain-lain jenis pakaian &amp; aksesori pakaian</b><br><i>Other articles of clothing &amp; clothing accessories</i>          | 7.53           | 0.17         | 9.18          | 0.22         | 7.96            | 0.11         | 20.85         | 0.38         |
|  | <b>0314 Pencucian, pembaikan, menjahit &amp; sewa pakaian</b><br><i>Cleaning, repair, tailoring &amp; hire of clothing</i>          | 2.56           | 0.05         | 3.09          | 0.07         | 23.58           | 0.32         | 8.76          | 0.16         |
|  | <b>0321 Kasut &amp; lain-lain jenis alas kaki</b><br><i>Shoes &amp; other footwear</i>  | 27.51          | 0.61         | 23.98         | 0.56         | 31.93           | 0.43         | 39.23         | 0.71         |
|  | <b>0322 Pencucian, pembaikan &amp; sewa kasut</b><br><i>Cleaning, repair &amp; hire of footwear</i>                                 | 0.16           | 0.00         | 0.13          | 0.00         | 0.80            | 0.01         | 1.07          | 0.02         |
| <b>Kumpulan</b>                                      | <b>04 Perumahan, Air, Elektrik, Gas dan Bahan Api Lain</b>  | <b>994.62</b>  | <b>22.14</b> | <b>805.33</b> | <b>18.95</b> | <b>1,742.91</b> | <b>23.72</b> | <b>975.39</b> | <b>17.61</b> |
| <i>Group</i>   | <i>Housing, Water, Electricity, Gas and Other Fuels</i>   |                |              |               |              |                 |              |               |              |
|  | <b>0411 Sewa sebenar yang dibayar oleh penyewa untuk kediaman utama</b><br><i>Actual rentals paid by tenants for main residence</i> | 93.88          | 2.09         | 62.06         | 1.46         | 312.13          | 4.25         | 95.31         | 1.72         |
|  | <b>0412 Lain-lain sewa sebenar</b><br><i>Other actual rentals</i>   | 0.24           | 0.01         | -             | -            | 0.57            | 0.01         | 0.61          | 0.01         |

Jadual 4.2: Komposisi perbelanjaan penggunaan isi rumah bulanan mengikut subkumpulan perbelanjaan, negeri dan strata, Malaysia, 2024 (samb.)

Table 4.2: Composition of monthly household consumption expenditure by subgroups of expenditure, state and strata, Malaysia, 2024 (cont'd)

| Subkumpulan perbelanjaan<br>Subgroups of expenditure  | Bandar / Urban |             |               |             |               |             |               |             |
|---|----------------|-------------|---------------|-------------|---------------|-------------|---------------|-------------|
|   | Perak          |             | Perlis        |             | Selangor      |             | Terengganu    |             |
|   | (RM)           | (%)         | (RM)          | (%)         | (RM)          | (%)         | (RM)          | (%)         |
| 0421 Sewa dinilai untuk kediaman utama<br><i>Imputed rentals of owner-occupiers for main residence</i>  | 629.51         | 14.01       | 517.63        | 12.18       | 1,048.47      | 14.27       | 582.84        | 10.52       |
| 0422 Lain-lain sewa dinilai<br><i>Other imputed rentals</i>   | 3.54           | 0.08        | 1.06          | 0.02        | 6.96          | 0.09        | 9.72          | 0.18        |
| 0431 Kelengkapan keselamatan & bahan-bahan untuk pembaikan & penyelenggaraan rumah kediaman<br><i>Security equipment &amp; materials for the maintenance &amp; repair of the dwelling</i> | 10.47          | 0.23        | 6.31          | 0.15        | 17.70         | 0.24        | 23.40         | 0.42        |
| 0432 Bayaran perkhidmatan penyelenggaraan, pembaikan & keselamatan rumah kediaman<br><i>Services for the maintenance, repair &amp; security of the dwelling</i>                           | 28.61          | 0.64        | 11.34         | 0.27        | 74.48         | 1.01        | 37.77         | 0.68        |
| 0441 Bekalan air<br><i>Water supply</i>   | 44.05          | 0.98        | 38.82         | 0.91        | 48.68         | 0.66        | 40.73         | 0.74        |
| 0442 Kutipan sampah<br><i>Refuse collection</i>   | 0.04           | 0.00        | 0.37          | 0.01        | 4.81          | 0.07        | 3.93          | 0.07        |
| 0443 Pembentungan<br><i>Sewage collection</i>   | 8.78           | 0.20        | 1.78          | 0.04        | 9.22          | 0.13        | 8.31          | 0.15        |
| 0444 Perkhidmatan lain berkaitan rumah kediaman<br><i>Other services relating to the dwelling n.e.c</i>   | 0.59           | 0.01        | -             | -           | 18.88         | 0.26        | 0.50          | 0.01        |
| 0451 Bekalan elektrik<br><i>Electricity</i>   | 156.23         | 3.48        | 148.52        | 3.50        | 189.27        | 2.57        | 146.14        | 2.64        |
| 0452 Gas<br><i>Gas</i>  | 18.45          | 0.41        | 16.78         | 0.39        | 9.59          | 0.13        | 24.69         | 0.45        |
| 0453 Bahan api cecair<br><i>Liquid fuels</i>  | 0.09           | 0.00        | 0.38          | 0.01        | 1.94          | 0.03        | 0.76          | 0.01        |
| 0454 Bahan api pepejal<br><i>Solid fuels</i>  | 0.14           | 0.00        | 0.28          | 0.01        | 0.21          | 0.00        | 0.68          | 0.01        |
| 0455 Lain lain bahan tenaga untuk pemanasan & penyejukan<br><i>Other energy for heating &amp; cooling</i>   | -              | -           | -             | -           | -             | -           | -             | -           |
| <b>Kumpulan 05 Hiasan, Perkakasan dan Penyelenggaraan Isi Rumah</b><br><i>Group Furnishings, Household Equipment and Routine Household Maintenance</i>                                    | <b>212.01</b>  | <b>4.72</b> | <b>163.55</b> | <b>3.85</b> | <b>380.46</b> | <b>5.18</b> | <b>335.25</b> | <b>6.04</b> |
| 0511 Perabot, kelengkapan & permaidani<br><i>Furniture, furnishings &amp; loose carpets</i>   | 65.24          | 1.45        | 31.71         | 0.75        | 134.71        | 1.83        | 116.94        | 2.11        |
| 0512 Pembaikan, pemasangan & sewa perabot, kelengkapan & permaidani<br><i>Repair, installation &amp; hire of furniture, furnishings &amp; loose carpets</i>                               | 1.40           | 0.03        | 0.55          | 0.01        | 3.50          | 0.05        | 1.57          | 0.03        |
| 0521 Tekstil isi rumah<br><i>Household textiles</i>   | 10.87          | 0.24        | 5.43          | 0.13        | 12.50         | 0.17        | 25.96         | 0.46        |

Jadual 4.2: Komposisi perbelanjaan penggunaan isi rumah bulanan mengikut subkumpulan perbelanjaan, negeri dan strata, Malaysia, 2024 (samb.)

Table 4.2: Composition of monthly household consumption expenditure by subgroups of expenditure, state and strata, Malaysia, 2024 (cont'd)

| Subkumpulan perbelanjaan<br>Subgroups of expenditure  | Bandar / Urban |             |               |             |               |             |               |             |
|---|----------------|-------------|---------------|-------------|---------------|-------------|---------------|-------------|
|   | Perak          |             | Perlis        |             | Selangor      |             | Terengganu    |             |
|   | (RM)           | (%)         | (RM)          | (%)         | (RM)          | (%)         | (RM)          | (%)         |
| <b>0522</b> Pembaikan, sewa & khidmat jahitan tekstil isi rumah<br><i>Repair, hire &amp; sewing services of household textiles</i>                              | 1.06           | 0.02        | 1.80          | 0.04        | 0.73          | 0.01        | 1.18          | 0.02        |
| <b>0531</b> Perkakasan utama isi rumah sama ada elektrik atau bukan elektrik<br><i>Major household appliances, whether electric or not</i>                      | 24.98          | 0.56        | 21.25         | 0.50        | 80.86         | 1.10        | 56.37         | 1.02        |
| <b>0532</b> Kelengkapan elektrik kecil isi rumah<br><i>Small household appliances</i>   | 8.42           | 0.19        | 3.62          | 0.09        | 17.34         | 0.24        | 20.09         | 0.36        |
| <b>0533</b> Pembaikan, pemasangan & sewa perkakas isi rumah<br><i>Repair, installation &amp; hire of household appliances</i>                                   | 14.48          | 0.32        | 13.59         | 0.32        | 14.83         | 0.20        | 5.92          | 0.10        |
| <b>0540</b> Barang kaca, pinggan mangkuk & peralatan dapur isi rumah<br><i>Glassware, tableware &amp; household utensils</i>                                    | 8.99           | 0.20        | 2.57          | 0.06        | 5.57          | 0.08        | 18.76         | 0.34        |
| <b>0551</b> Alat-alat & peralatan bermotor<br><i>Motorized tools &amp; equipment</i>  | 1.59           | 0.04        | 1.25          | 0.03        | 1.76          | 0.02        | 4.38          | 0.08        |
| <b>0552</b> Alat-alat tidak bermotor & pelbagai aksesori<br><i>Non-motorized tools &amp; miscellaneous accessories</i>  | 2.13           | 0.05        | 1.26          | 0.03        | 1.47          | 0.02        | 5.48          | 0.10        |
| <b>0553</b> Pembaikan & sewa alat-alat & peralatan bermotor & tidak bermotor<br><i>Repair &amp; hire of motorized &amp; non-motorized tools &amp; equipment</i> | 0.18           | 0.00        | 0.16          | 0.00        | 0.19          | 0.00        | 0.34          | 0.01        |
| <b>0561</b> Barang-barang isi rumah tidak tahan lama<br><i>Non-durable household goods</i>  | 44.44          | 0.99        | 48.28         | 1.14        | 59.21         | 0.81        | 60.84         | 1.10        |
| <b>0562</b> Perkhidmatan domestik & perkhidmatan urusan rumah tangga<br><i>Domestic services &amp; household services</i>                                       | 28.23          | 0.63        | 32.08         | 0.75        | 47.79         | 0.65        | 17.43         | 0.31        |
| <b>Kumpulan 06</b> Kesihatan<br><i>Group Health</i>   | <b>134.45</b>  | <b>2.99</b> | <b>118.15</b> | <b>2.78</b> | <b>177.12</b> | <b>2.41</b> | <b>155.16</b> | <b>2.80</b> |
| <b>0611</b> Ubat-ubatan<br><i>Medicines</i>   | 62.15          | 1.38        | 66.80         | 1.57        | 67.16         | 0.91        | 62.27         | 1.13        |
| <b>0612</b> Produk perubatan<br><i>Medical products</i>   | 15.19          | 0.34        | 7.77          | 0.18        | 20.15         | 0.28        | 17.78         | 0.32        |
| <b>0613</b> Produk bantu<br><i>Assistive products</i>   | 18.93          | 0.42        | 11.87         | 0.28        | 25.94         | 0.35        | 26.78         | 0.48        |
| <b>0614</b> Membaiki, menyewa & menyelenggara produk perubatan & bantuan<br><i>Repair, rental &amp; maintenance of medical &amp; assistive products</i>         | 0.52           | 0.01        | 0.10          | 0.00        | 0.14          | 0.00        | 1.29          | 0.02        |
| <b>0621</b> Perkhidmatan penjagaan pencegahan<br><i>Preventive care services</i>  | 0.99           | 0.02        | 0.74          | 0.02        | 1.72          | 0.02        | 1.61          | 0.03        |
| <b>0622</b> Perkhidmatan pergigian pesakit luar<br><i>Outpatient dental services</i>  | 10.50          | 0.23        | 3.76          | 0.09        | 33.85         | 0.46        | 16.96         | 0.31        |

Jadual 4.2: Komposisi perbelanjaan penggunaan isi rumah bulanan mengikut subkumpulan perbelanjaan, negeri dan strata, Malaysia, 2024 (samb.)

Table 4.2: Composition of monthly household consumption expenditure by subgroups of expenditure, state and strata, Malaysia, 2024 (cont'd)

| Subkumpulan perbelanjaan<br>Subgroups of expenditure |  | Bandar / Urban |             |               |              |               |              |               |             |
|--|--|----------------|-------------|---------------|--------------|---------------|--------------|---------------|-------------|
|  |  | Perak          |             | Perlis        |              | Selangor      |              | Terengganu    |             |
|  |  | (RM)           | (%)         | (RM)          | (%)          | (RM)          | (%)          | (RM)          | (%)         |
| 0623   | Perkhidmatan rawatan pesakit luar yang lain (tidak termasuk perkhidmatan pergigian)<br><i>Other outpatient care services (excluding preventive &amp; dental)</i> | 21.99          | 0.49        | 25.08         | 0.59         | 16.61         | 0.23         | 22.05         | 0.40        |
| 0631   | Perkhidmatan kuratif & pemulihan pesakit dalam<br><i>Inpatient curative &amp; rehabilitative</i>   | 2.87           | 0.06        | 2.03          | 0.05         | 10.18         | 0.14         | 2.46          | 0.04        |
| 0632   | Perkhidmatan rawatan jangka panjang pesakit dalam<br><i>Inpatient long term care services</i>  | 0.45           | 0.01        | -             | -            | 0.63          | 0.01         | 0.48          | 0.01        |
| 0641   | Perkhidmatan pengimejan diagnostik & perkhidmatan makmal perubatan<br><i>Diagnostic imaging services &amp; medical laboratory services</i>                       | 0.67           | 0.02        | -             | -            | 0.70          | 0.01         | 3.48          | 0.06        |
| 0642   | Perkhidmatan pengangkutan kecemasan pesakit & penyelamatan kecemasan<br><i>Patient emergency transportation services &amp; emergency rescue</i>                  | -              | -           | -             | -            | 0.04          | 0.00         | -             | -           |
| 0643   | Perkhidmatan yang tidak dikelaskan di tempat lain<br><i>Services not classified elsewhere</i>  | 0.19           | 0.01        | -             | -            | -             | -            | -             | -           |
| <b>Kumpulan Group</b>                                | <b>07 Pengangkutan Transport</b>   | <b>446.37</b>  | <b>9.94</b> | <b>605.02</b> | <b>14.24</b> | <b>757.93</b> | <b>10.31</b> | <b>539.14</b> | <b>9.74</b> |
| 0711   | Motokar<br><i>Motor cars</i>   | 29.69          | 0.66        | 115.50        | 2.72         | 49.64         | 0.68         | 3.80          | 0.07        |
| 0712   | Motosikal<br><i>Motorcycles</i>  | 2.38           | 0.05        | 0.74          | 0.02         | 4.15          | 0.06         | 9.24          | 0.17        |
| 0713   | Basikal<br><i>Bicycles</i>   | 0.79           | 0.02        | 0.70          | 0.02         | 3.60          | 0.05         | 4.82          | 0.09        |
| 0721   | Alat ganti & aksesori untuk kelengkapan pengangkutan persendirian<br><i>Parts &amp; accessories for personal transport equipment</i>                             | 16.01          | 0.36        | 7.53          | 0.18         | 20.89         | 0.28         | 61.42         | 1.11        |
| 0722   | Bahan api & pelincir untuk kelengkapan pengangkutan persendirian<br><i>Fuels &amp; lubricants for personal transport equipment</i>                               | 241.37         | 5.37        | 339.88        | 8.00         | 358.67        | 4.88         | 279.26        | 5.04        |
| 0723   | Penyelenggaraan & pembaikan kelengkapan kenderaan persendirian<br><i>Maintenance &amp; repair of personal transport equipment</i>                                | 110.58         | 2.46        | 117.45        | 2.76         | 110.76        | 1.51         | 139.23        | 2.51        |
| 0724   | Perkhidmatan lain berkenaan kelengkapan pengangkutan persendirian<br><i>Other services in respect of personal transport equipment</i>                            | 19.13          | 0.43        | 12.95         | 0.30         | 54.73         | 0.74         | 20.76         | 0.38        |

Jadual 4.2: Komposisi perbelanjaan penggunaan isi rumah bulanan mengikut subkumpulan perbelanjaan, negeri dan strata, Malaysia, 2024 (samb.)

Table 4.2: Composition of monthly household consumption expenditure by subgroups of expenditure, state and strata, Malaysia, 2024 (cont'd)

| Subkumpulan perbelanjaan<br>Subgroups of expenditure   | Bandar / Urban |             |               |             |               |             |               |             |
|--|----------------|-------------|---------------|-------------|---------------|-------------|---------------|-------------|
|  | Perak          |             | Perlis        |             | Selangor      |             | Terengganu    |             |
|  | (RM)           | (%)         | (RM)          | (%)         | (RM)          | (%)         | (RM)          | (%)         |
| 0731 Pengangkutan penumpang menggunakan laluan rel<br><i>Passenger transport by railway</i>  | 0.72           | 0.02        | 0.95          | 0.02        | 5.37          | 0.07        | 0.12          | 0.00        |
| 0732 Pengangkutan penumpang menggunakan jalan raya<br><i>Passenger transport by road</i>   | 5.10           | 0.11        | 2.07          | 0.05        | 45.22         | 0.62        | 8.21          | 0.15        |
| 0733 Pengangkutan penumpang melalui udara<br><i>Passenger transport by air</i>   | 11.53          | 0.26        | 1.11          | 0.03        | 70.44         | 0.96        | 4.71          | 0.08        |
| 0734 Pengangkutan penumpang melalui laut & air daratan<br><i>Passenger transport by sea &amp; inland waterway</i>  | 0.17           | 0.00        | 0.71          | 0.02        | 0.30          | 0.00        | 0.56          | 0.01        |
| 0735 Pengangkutan penumpang gabungan<br><i>Combined passenger transport</i>  | 0.32           | 0.01        | 0.15          | 0.00        | 4.80          | 0.06        | -             | -           |
| 0736 Bayaran perkhidmatan pengangkutan lain<br><i>Other purchased transport services</i>   | 0.08           | 0.00        | 0.18          | 0.00        | 0.80          | 0.01        | 0.35          | 0.01        |
| 0741 Perkhidmatan pos & kurier<br><i>Postal &amp; courier services</i>   | 6.01           | 0.13        | 4.72          | 0.11        | 15.61         | 0.21        | 5.00          | 0.09        |
| 0749 Pengangkutan barang-barang lain<br><i>Other transport of goods</i>  | 2.49           | 0.06        | 0.38          | 0.01        | 12.95         | 0.18        | 1.66          | 0.03        |
| <b>Kumpulan 08 Maklumat dan Komunikasi</b><br><i>Group Information and Communication</i>   | <b>281.65</b>  | <b>6.27</b> | <b>282.32</b> | <b>6.64</b> | <b>507.05</b> | <b>6.90</b> | <b>352.52</b> | <b>6.37</b> |
| 0811 Peralatan telefon tetap<br><i>Fixed telephone equipment</i>   | 0.03           | 0.00        | -             | -           | 0.32          | 0.01        | 0.03          | 0.00        |
| 0812 Peralatan telefon bimbit<br><i>Mobile telephone equipment</i>   | 15.04          | 0.33        | 13.14         | 0.30        | 46.81         | 0.64        | 26.08         | 0.47        |
| 0813 Peralatan pemprosesan maklumat<br><i>Information processing equipment</i>   | 14.20          | 0.32        | 8.13          | 0.19        | 35.50         | 0.48        | 29.87         | 0.54        |
| 0814 Peralatan untuk penerimaan, rakaman & penghasilan suara & penglihatan<br><i>Equipment for the reception, recording &amp; reproduction of sound &amp; vision</i> | 7.15           | 0.16        | 3.55          | 0.08        | 20.81         | 0.28        | 18.76         | 0.34        |
| 0815 Media rakaman tidak direkod<br><i>Unrecorded recording media</i>  | 0.40           | 0.01        | 0.38          | 0.01        | 0.34          | 0.01        | 1.48          | 0.03        |
| 0819 Peralatan & aksesori maklumat & komunikasi lain<br><i>Other information &amp; communication equipment &amp; accessories</i>                                     | 8.13           | 0.18        | 6.75          | 0.16        | 17.28         | 0.24        | 15.90         | 0.29        |
| 0820 Perisian (tidak termasuk perisian permainan)<br><i>Software (excluding games)</i>   | 0.07           | 0.00        | -             | -           | 0.22          | 0.00        | 0.40          | 0.01        |
| 0831 Perkhidmatan komunikasi tetap<br><i>Fixed communication services</i>  | 1.55           | 0.04        | 2.41          | 0.06        | 6.29          | 0.09        | 4.02          | 0.07        |
| 0832 Perkhidmatan komunikasi mudah alih<br><i>Mobile communication services</i>  | 128.15         | 2.85        | 155.18        | 3.65        | 165.96        | 2.26        | 142.67        | 2.57        |

Jadual 4.2: Komposisi perbelanjaan penggunaan isi rumah bulanan mengikut subkumpulan perbelanjaan, negeri dan strata, Malaysia, 2024 (samb.)

Table 4.2: Composition of monthly household consumption expenditure by subgroups of expenditure, state and strata, Malaysia, 2024 (cont'd)

| Subkumpulan perbelanjaan<br>Subgroups of expenditure   | Bandar / Urban |             |               |             |               |             |               |             |
|--|----------------|-------------|---------------|-------------|---------------|-------------|---------------|-------------|
|  | Perak          |             | Perlis        |             | Selangor      |             | Terengganu    |             |
|  | (RM)           | (%)         | (RM)          | (%)         | (RM)          | (%)         | (RM)          | (%)         |
| 0833 Perkhidmatan penyediaan akses internet & net storage services<br><i>Internet access provision services &amp; net storage services</i>   | 36.82          | 0.82        | 26.70         | 0.63        | 70.13         | 0.95        | 35.83         | 0.65        |
| 0834 Perkhidmatan telekomunikasi gabungan<br><i>Bundled telecommunication services</i>   | 23.16          | 0.52        | 24.26         | 0.57        | 80.26         | 1.09        | 34.93         | 0.63        |
| 0835 Pembaikan & sewaan peralatan maklumat & komunikasi<br><i>Repair &amp; rental of information &amp; communication equipment</i>   | 0.64           | 0.01        | 1.10          | 0.03        | 2.52          | 0.03        | 4.53          | 0.08        |
| 0839 Perkhidmatan maklumat & komunikasi lain<br><i>Other information &amp; communication services</i>  | 46.31          | 1.03        | 40.72         | 0.96        | 60.61         | 0.82        | 38.02         | 0.69        |
| <b>Kumpulan 09 Rekreasi, Sukan dan Kebudayaan</b><br><i>Group Recreation, Sport and Culture</i>  | <b>139.49</b>  | <b>3.11</b> | <b>113.35</b> | <b>2.67</b> | <b>247.79</b> | <b>3.37</b> | <b>146.64</b> | <b>2.64</b> |
| 0911 Peralatan fotografi & kelengkapan sinematografi & alatan optik<br><i>Photographic &amp; cinematographic equipment &amp; optical instruments</i>                                       | 0.75           | 0.02        | 0.07          | 0.00        | 4.39          | 0.06        | 4.19          | 0.08        |
| 0912 Barang-barang tahan lama utama untuk rekreasi<br><i>Major durables for recreation</i>   | 1.27           | 0.03        | 1.23          | 0.03        | 2.72          | 0.04        | 5.65          | 0.10        |
| 0921 Permainan, mainan & hobi<br><i>Games, toys &amp; hobbies</i>  | 15.95          | 0.36        | 8.80          | 0.21        | 17.39         | 0.24        | 17.53         | 0.32        |
| 0922 Kelengkapan untuk bersukan, perkhemahan & rekreasi terbuka<br><i>Equipment for sport, camping &amp; open-air recreation</i>   | 2.60           | 0.06        | 1.65          | 0.04        | 5.18          | 0.07        | 13.80         | 0.25        |
| 0931 Produk kebun, tanaman & bunga<br><i>Garden products, plants &amp; flowers</i>   | 8.22           | 0.18        | 9.24          | 0.22        | 7.06          | 0.10        | 13.25         | 0.24        |
| 0932 Binatang peliharaan & produk untuk binatang peliharaan<br><i>Pets &amp; products for pets</i>   | 14.70          | 0.33        | 26.12         | 0.62        | 30.68         | 0.42        | 18.33         | 0.33        |
| 0941 Sewa & pembaikan peralatan fotografi & kelengkapan sinematografi & alatan optik<br><i>Hire &amp; repair of photographic &amp; cinematographic equipment &amp; optical instruments</i> | 0.16           | 0.00        | -             | -           | 0.81          | 0.01        | 0.66          | 0.01        |
| 0942 Sewa, penyelenggaraan & pembaikan barang-barang tahan lama utama untuk rekreasi<br><i>Hire, maintenance &amp; repair of major durables for recreation</i>                             | 0.65           | 0.01        | 0.06          | 0.00        | 0.08          | 0.00        | 0.08          | 0.00        |
| 0943 Sewa & pembaikan permainan, mainan & hobi<br><i>Hire &amp; repair of games, toys &amp; hobbies</i>  | 1.00           | 0.02        | 0.66          | 0.02        | 0.14          | 0.00        | 0.28          | 0.01        |

Jadual 4.2: Komposisi perbelanjaan penggunaan isi rumah bulanan mengikut subkumpulan perbelanjaan, negeri dan strata, Malaysia, 2024 (samb.)

Table 4.2: Composition of monthly household consumption expenditure by subgroups of expenditure, state and strata, Malaysia, 2024 (cont'd)

| Subkumpulan perbelanjaan<br>Subgroups of expenditure   | Bandar / Urban |             |              |             |               |             |              |             |
|--|----------------|-------------|--------------|-------------|---------------|-------------|--------------|-------------|
|  | Perak          |             | Perlis       |             | Selangor      |             | Terengganu   |             |
|  | (RM)           | (%)         | (RM)         | (%)         | (RM)          | (%)         | (RM)         | (%)         |
| 0944 Sewa & pembaikan kelengkapan untuk bersukan, perkhemahan & rekreasi terbuka<br><i>Hire &amp; repair of equipment for sport, camping &amp; open air-recreation</i> | 0.21           | 0.01        | 0.10         | 0.00        | 0.55          | 0.01        | -            | -           |
| 0945 Veterinar & lain-lain perkhidmatan untuk binatang peliharaan<br><i>Veterinary &amp; other services for pets</i>   | 3.16           | 0.07        | 4.38         | 0.10        | 2.02          | 0.03        | 3.36         | 0.06        |
| 0946 Perkhidmatan rekreasi & sukan<br><i>Recreational &amp; sporting services</i>  | 22.15          | 0.49        | 17.83        | 0.42        | 57.39         | 0.78        | 13.22        | 0.24        |
| 0947 Permainan nasib<br><i>Games of chance</i>   | 23.62          | 0.53        | 1.25         | 0.03        | 14.81         | 0.20        | 1.36         | 0.03        |
| 0951 Alat muzik<br><i>Musical instruments</i>  | 0.34           | 0.01        | -            | -           | 1.65          | 0.02        | 1.31         | 0.02        |
| 0952 Media pandang dengar<br><i>Audio-visual media</i>   | 0.01           | 0.00        | -            | -           | 0.01          | 0.00        | 0.02         | 0.00        |
| 0961 Perkhidmatan yang disediakan oleh panggung wayang, teater & tempat konsert<br><i>Services provided by cinemas, theatres &amp; concert venues</i>                  | 11.32          | 0.25        | 13.15        | 0.31        | 44.18         | 0.60        | 15.67        | 0.28        |
| 0962 Perkhidmatan yang disediakan oleh muzium, perpustakaan & tapak kebudayaan<br><i>Services provided by museums, libraries &amp; cultural sites</i>                  | 4.24           | 0.09        | 1.75         | 0.04        | 15.79         | 0.21        | 6.01         | 0.11        |
| 0963 Perkhidmatan fotografi<br><i>Photographic services</i>  | 0.02           | 0.00        | 0.06         | 0.00        | 0.77          | 0.01        | 0.76         | 0.01        |
| 0969 Lain-lain perkhidmatan kebudayaan<br><i>Other cultural services</i>   | 0.01           | 0.00        | 0.03         | 0.00        | 0.42          | 0.00        | 0.07         | 0.00        |
| 0971 Buku<br><i>Books</i>  | 0.92           | 0.02        | 3.67         | 0.09        | 0.84          | 0.01        | 3.95         | 0.07        |
| 0972 Surat khabar & bacaan berkala<br><i>Newspapers &amp; periodicals</i>  | 1.14           | 0.03        | 1.01         | 0.02        | 0.56          | 0.01        | 1.54         | 0.03        |
| 0973 Pelbagai perkara bercetak<br><i>Miscellaneous printed matter</i>  | 0.13           | 0.00        | 0.21         | 0.00        | 0.17          | 0.00        | 0.63         | 0.01        |
| 0974 Alat tulis & bahan lukisan<br><i>Stationery &amp; drawing materials</i>   | 8.02           | 0.18        | 6.40         | 0.15        | 10.13         | 0.14        | 15.01        | 0.27        |
| 0980 Pakej percutian<br><i>Package holidays</i>  | 18.90          | 0.42        | 15.68        | 0.37        | 30.05         | 0.41        | 9.96         | 0.18        |
| <b>Kumpulan 10 Perkhidmatan Pendidikan</b><br><i>Group Education Services</i>  | <b>47.02</b>   | <b>1.05</b> | <b>68.99</b> | <b>1.62</b> | <b>118.71</b> | <b>1.61</b> | <b>88.36</b> | <b>1.60</b> |
| 1010 Pendidikan peringkat pra sekolah & sekolah rendah<br><i>Pre-primary &amp; primary school education</i>  | 27.00          | 0.60        | 36.99        | 0.87        | 54.89         | 0.74        | 33.36        | 0.60        |
| 1020 Pendidikan peringkat menengah<br><i>Secondary education</i>   | 5.27           | 0.12        | 14.29        | 0.34        | 10.81         | 0.15        | 10.62        | 0.19        |

Jadual 4.2: Komposisi perbelanjaan penggunaan isi rumah bulanan mengikut subkumpulan perbelanjaan, negeri dan strata, Malaysia, 2024 (samb.)

Table 4.2: Composition of monthly household consumption expenditure by subgroups of expenditure, state and strata, Malaysia, 2024 (cont'd)

| Subkumpulan perbelanjaan<br>Subgroups of expenditure |   | Bandar / Urban |              |               |              |                 |              |               |              |
|--|---|----------------|--------------|---------------|--------------|-----------------|--------------|---------------|--------------|
|  |   | Perak          |              | Perlis        |              | Selangor        |              | Terengganu    |              |
|  |   | (RM)           | (%)          | (RM)          | (%)          | (RM)            | (%)          | (RM)          | (%)          |
| 1030   | Pendidikan peringkat lepasan menengah bukan tertiar<br><i>Post-secondary non-tertiary education</i>   | 6.60           | 0.15         | 4.38          | 0.10         | 11.92           | 0.16         | 10.32         | 0.19         |
| 1040   | Pendidikan peringkat diploma & ke atas<br><i>Diploma level education &amp; above</i>  | 1.47           | 0.03         | 7.81          | 0.18         | 8.09            | 0.11         | 10.92         | 0.20         |
| 1050   | Pendidikan yang tidak dikelaskan mengikut peringkat<br><i>Education not definable by level</i>  | 6.68           | 0.15         | 5.52          | 0.13         | 33.00           | 0.45         | 23.14         | 0.42         |
| <b>Kumpulan Group</b>                                | <b>11 Restoran dan Perkhidmatan Penginapan</b><br><i>Restaurants and Accommodation Services</i>   | <b>723.67</b>  | <b>16.11</b> | <b>673.31</b> | <b>15.84</b> | <b>1,531.64</b> | <b>20.84</b> | <b>989.81</b> | <b>17.87</b> |
| 1110   | Restoran, kafe, kantin, kafeteria, dewan makan & seumpamanya<br><i>Restaurants, cafés, canteens, cafeterias, refectories &amp; the like</i> | 662.92         | 14.76        | 654.38        | 15.40        | 1,429.54        | 19.45        | 953.46        | 17.21        |
| 1113   | Pembelian makanan dari lain-lain medium<br><i>Food purchase from other medium</i>   | 10.99          | 0.24         | 1.97          | 0.04         | 30.17           | 0.41         | 21.44         | 0.39         |
| 1120   | Perkhidmatan penginapan<br><i>Accommodation services</i>  | 49.76          | 1.11         | 16.96         | 0.40         | 71.93           | 0.98         | 14.91         | 0.27         |
| <b>Kumpulan Group</b>                                | <b>12 Insurans dan Perkhidmatan Kewangan</b><br><i>Insurance and Financial Services</i>   | <b>185.67</b>  | <b>4.13</b>  | <b>153.81</b> | <b>3.62</b>  | <b>440.07</b>   | <b>5.99</b>  | <b>149.85</b> | <b>2.71</b>  |
| 1211   | Insurans nyawa & kemalangan<br><i>Life &amp; accident insurance</i>   | 37.15          | 0.83         | 16.98         | 0.40         | 102.42          | 1.39         | 7.83          | 0.14         |
| 1212   | Insurans berkaitan dengan kesihatan<br><i>Insurance connected with health</i>   | 44.06          | 0.98         | 35.87         | 0.84         | 258.85          | 3.52         | 26.85         | 0.49         |
| 1213   | Insurans berkaitan dengan kediaman<br><i>Insurance connected with the dwelling</i>  | 0.09           | 0.00         | -             | -            | 1.90            | 0.03         | 0.33          | 0.01         |
| 1214   | Insurans berkaitan dengan pengangkutan<br><i>Insurance connected with transport</i>   | 92.65          | 2.06         | 99.38         | 2.34         | 52.06           | 0.71         | 100.10        | 1.81         |
| 1219   | Insurans lain<br><i>Other insurance</i>   | 1.22           | 0.03         | 1.52          | 0.04         | 3.26            | 0.04         | 12.29         | 0.22         |
| 1221   | Perkhidmatan perantaraan kewangan diukur secara tidak langsung<br><i>Financial intermediation services indirectly measured</i>              | 8.11           | 0.18         | -             | -            | 20.90           | 0.28         | 0.61          | 0.01         |
| 1222   | Caj eksplisit oleh syarikat pengambilan deposit<br><i>Explicit charges by deposit-taking corporations</i>                                   | 0.99           | 0.02         | 0.06          | 0.00         | 0.44            | 0.01         | 0.83          | 0.01         |
| 1229   | Perkhidmatan kewangan lain<br><i>Other financial services</i>   | 1.40           | 0.03         | -             | -            | 0.24            | 0.01         | 1.01          | 0.02         |

Jadual 4.2: Komposisi perbelanjaan penggunaan isi rumah bulanan mengikut subkumpulan perbelanjaan, negeri dan strata, Malaysia, 2024 (samb.)

Table 4.2: Composition of monthly household consumption expenditure by subgroups of expenditure, state and strata, Malaysia, 2024 (cont'd)

| Subkumpulan perbelanjaan<br>Subgroups of expenditure  |  | Bandar / Urban  |               |                 |               |                 |               |                 |               |
|---|--|-----------------|---------------|-----------------|---------------|-----------------|---------------|-----------------|---------------|
|   |  | Perak           |               | Perlis          |               | Selangor        |               | Terengganu      |               |
|   |  | (RM)            | (%)           | (RM)            | (%)           | (RM)            | (%)           | (RM)            | (%)           |
| <b>Kumpulan</b>   | <b>13 Penjagaan Diri, Perlindungan Sosial dan Pelbagai Barangan dan Perkhidmatan</b><br><i>Personal Care, Social Protection and Miscellaneous Goods and Services</i> | <b>277.39</b>   | <b>6.17</b>   | <b>238.19</b>   | <b>5.61</b>   | <b>350.96</b>   | <b>4.78</b>   | <b>403.61</b>   | <b>7.29</b>   |
| <i>Group</i>  |  |                 |               |                 |               |                 |               |                 |               |
| <b>1311</b>   | <b>Perkakas elektrik untuk penjagaan diri</b><br><i>Electric appliances for personal care</i>  | 5.26            | 0.12          | 0.34            | 0.01          | 2.19            | 0.03          | 4.74            | 0.08          |
| <b>1312</b>   | <b>Lain-lain perkakas, artikel &amp; produk untuk penjagaan diri</b><br><i>Other appliances, articles &amp; products for personal care</i>                           | 114.28          | 2.54          | 123.42          | 2.91          | 145.85          | 1.98          | 173.74          | 3.14          |
| <b>1313</b>   | <b>Salon dandan rambut &amp; pusat dandan peribadi</b><br><i>Hairdressing salons &amp; personal grooming establishments</i>  | 49.01           | 1.09          | 41.25           | 0.97          | 78.61           | 1.07          | 37.46           | 0.68          |
| <b>1321</b>   | <b>Barang kemas &amp; jam tangan</b><br><i>Jewellery &amp; watches</i>   | 42.71           | 0.95          | 17.77           | 0.42          | 52.67           | 0.72          | 52.00           | 0.94          |
| <b>1322</b>   | <b>Artikel pemujaan &amp; artikel untuk perayaan keagamaan &amp; ritual</b><br><i>Devotional articles &amp; articles for religious &amp; ritual celebrations</i>     | 14.61           | 0.33          | 4.61            | 0.11          | 10.58           | 0.15          | 6.44            | 0.12          |
| <b>1329</b>   | <b>Barang peribadi lain yang tidak dikelaskan dimana-mana</b><br><i>Other personal effects n.e.c</i>   | 14.17           | 0.31          | 7.27            | 0.17          | 14.09           | 0.19          | 34.17           | 0.62          |
| <b>1330</b>   | <b>Perlindungan sosial</b><br><i>Social protection</i>   | 2.81            | 0.06          | 6.55            | 0.15          | 11.32           | 0.15          | 7.45            | 0.13          |
| <b>1390</b>   | <b>Lain-lain perkhidmatan</b><br><i>Other services</i>   | 34.54           | 0.77          | 36.98           | 0.87          | 35.65           | 0.49          | 87.61           | 1.58          |
| <b>Komposisi perbelanjaan penggunaan isi rumah bulanan (01-13)</b><br><i>Composition of monthly household consumption expenditure (01-13)</i> |  | <b>4,492.11</b> | <b>100.00</b> | <b>4,249.36</b> | <b>100.00</b> | <b>7,348.91</b> | <b>100.00</b> | <b>5,538.48</b> | <b>100.00</b> |

Jadual 4.2: Komposisi perbelanjaan penggunaan isi rumah bulanan mengikut subkumpulan perbelanjaan, negeri dan strata, Malaysia, 2024

Table 4.2: Composition of monthly household consumption expenditure by subgroups of expenditure, state and strata, Malaysia, 2024

| Subkumpulan perbelanjaan<br>Subgroups of expenditure |  | Bandar / Urban |              |                 |              |                   |              |               |              |                |             |
|--|--|----------------|--------------|-----------------|--------------|-------------------|--------------|---------------|--------------|----------------|-------------|
|  |  | Sabah          |              | Sarawak         |              | W.P. Kuala Lumpur |              | W.P. Labuan   |              | W.P. Putrajaya |             |
|  |  | (RM)           | (%)          | (RM)            | (%)          | (RM)              | (%)          | (RM)          | (%)          | (RM)           | (%)         |
| <b>Kumpulan</b>                                      | <b>01 Makanan dan Minuman</b>  | <b>800.59</b>  | <b>19.64</b> | <b>1,020.48</b> | <b>20.34</b> | <b>976.32</b>     | <b>11.94</b> | <b>766.28</b> | <b>16.81</b> | <b>817.22</b>  | <b>8.90</b> |
| <i>Group</i>   | <i>Food and Beverages</i>  |                |              |                 |              |                   |              |               |              |                |             |
|  | <b>0111 Bijirin &amp; produk bijirin</b>   | 133.65         | 3.28         | 144.48          | 2.88         | 126.77            | 1.55         | 123.80        | 2.72         | 117.05         | 1.27        |
|  | <i>Cereals &amp; cereal products</i>   |                |              |                 |              |                   |              |               |              |                |             |
|  | <b>0112 Haiwan hidup, daging &amp; bahagian lain bagi haiwan darat yang disembelih</b>         | 139.26         | 3.42         | 204.32          | 4.07         | 127.46            | 1.56         | 149.39        | 3.28         | 146.24         | 1.59        |
|  | <i>Live animals, meat &amp; other parts of slaughtered land animals</i>                        |                |              |                 |              |                   |              |               |              |                |             |
|  | <b>0113 Ikan &amp; makanan laut lain</b>   | 141.52         | 3.47         | 205.72          | 4.10         | 177.48            | 2.17         | 119.56        | 2.62         | 145.51         | 1.58        |
|  | <i>Fish &amp; other seafood</i>  |                |              |                 |              |                   |              |               |              |                |             |
|  | <b>0114 Susu, produk tenusu lain &amp; telur</b>   | 60.98          | 1.50         | 78.51           | 1.56         | 58.09             | 0.71         | 54.76         | 1.20         | 70.91          | 0.77        |
|  | <i>Milk, other dairy products &amp; eggs</i>   |                |              |                 |              |                   |              |               |              |                |             |
|  | <b>0115 Minyak &amp; lemak</b>   | 28.94          | 0.71         | 34.46           | 0.69         | 39.01             | 0.48         | 24.01         | 0.53         | 34.30          | 0.37        |
|  | <i>Oils &amp; fats</i>   |                |              |                 |              |                   |              |               |              |                |             |
|  | <b>0116 Buah-buahan &amp; kacang</b>   | 53.71          | 1.32         | 70.95           | 1.41         | 204.24            | 2.50         | 36.29         | 0.80         | 63.10          | 0.69        |
|  | <i>Fruits &amp; nuts</i>   |                |              |                 |              |                   |              |               |              |                |             |
|  | <b>0117 Sayur-sayuran, ubi, plantain, pisang sayuran &amp; kekacang</b>                        | 85.18          | 2.09         | 98.36           | 1.96         | 87.88             | 1.07         | 62.73         | 1.38         | 73.89          | 0.80        |
|  | <i>Vegetables, tubers, plantains, cooking bananas &amp; pulses</i>                             |                |              |                 |              |                   |              |               |              |                |             |
|  | <b>0118 Gula, manisan &amp; pencuci mulut</b>  | 21.67          | 0.53         | 23.09           | 0.46         | 24.40             | 0.30         | 23.36         | 0.51         | 28.96          | 0.32        |
|  | <i>Sugar, confectionery &amp; desserts</i>   |                |              |                 |              |                   |              |               |              |                |             |
|  | <b>0119 Makanan sedia dimakan &amp; produk makanan lain</b>                                    | 79.33          | 1.95         | 93.62           | 1.87         | 88.22             | 1.08         | 96.68         | 2.12         | 96.54          | 1.05        |
|  | <i>Ready-made food &amp; other food products</i>   |                |              |                 |              |                   |              |               |              |                |             |
|  | <b>0121 Jus buah-buahan &amp; sayur-sayuran</b>  | 0.94           | 0.02         | 1.29            | 0.03         | 1.16              | 0.01         | 2.93          | 0.06         | 2.18           | 0.02        |
|  | <i>Fruit &amp; vegetable juices</i>  |                |              |                 |              |                   |              |               |              |                |             |
|  | <b>0122 Kopi &amp; pengganti kopi</b>  | 15.05          | 0.37         | 15.44           | 0.31         | 11.09             | 0.14         | 9.05          | 0.20         | 11.68          | 0.13        |
|  | <i>Coffee &amp; coffee substitutes</i>   |                |              |                 |              |                   |              |               |              |                |             |
|  | <b>0123 Teh, mate' &amp; produk tumbuhan lain untuk seduhan</b>                                | 4.68           | 0.11         | 6.93            | 0.14         | 5.14              | 0.06         | 7.38          | 0.16         | 4.21           | 0.05        |
|  | <i>Tea, maté &amp; other plant products for infusion</i>                                       |                |              |                 |              |                   |              |               |              |                |             |
|  | <b>0124 Minuman koko</b>   | 9.79           | 0.24         | 14.76           | 0.29         | 7.89              | 0.10         | 18.85         | 0.41         | 8.77           | 0.10        |
|  | <i>Cocoa drinks</i>  |                |              |                 |              |                   |              |               |              |                |             |
|  | <b>0125 Air</b>  | 8.18           | 0.20         | 3.25            | 0.06         | 3.85              | 0.05         | 5.83          | 0.13         | 2.56           | 0.03        |
|  | <i>Water</i>   |                |              |                 |              |                   |              |               |              |                |             |
|  | <b>0126 Minuman ringan</b>   | 10.15          | 0.25         | 13.91           | 0.28         | 6.37              | 0.08         | 22.68         | 0.50         | 3.68           | 0.04        |
|  | <i>Soft drinks</i>   |                |              |                 |              |                   |              |               |              |                |             |
|  | <b>0129 Minuman tidak beralkohol lain</b>  | 7.46           | 0.18         | 11.37           | 0.23         | 7.27              | 0.09         | 8.97          | 0.20         | 7.63           | 0.08        |
|  | <i>Other non-alcoholic beverages</i>   |                |              |                 |              |                   |              |               |              |                |             |
|  | <b>0130 Perkhidmatan pemprosesan barangan primer untuk makanan &amp; minuman bukan alkohol</b> | 0.10           | 0.00         | 0.01            | 0.00         | 0.01              | 0.00         | 0.01          | 0.00         | -              | -           |
|  | <i>Services for processing primary goods for food &amp; non-alcoholic beverages</i>            |                |              |                 |              |                   |              |               |              |                |             |

Jadual 4.2: Komposisi perbelanjaan penggunaan isi rumah bulanan mengikut subkumpulan perbelanjaan, negeri dan strata, Malaysia, 2024 (samb.)

Table 4.2: Composition of monthly household consumption expenditure by subgroups of expenditure, state and strata, Malaysia, 2024 (cont'd)

| Subkumpulan perbelanjaan<br>Subgroups of expenditure |   | Bandar / Urban  |              |                 |              |                   |              |                 |              |                 |              |
|--|---|-----------------|--------------|-----------------|--------------|-------------------|--------------|-----------------|--------------|-----------------|--------------|
|  |   | Sabah           |              | Sarawak         |              | W.P. Kuala Lumpur |              | W.P. Labuan     |              | W.P. Putrajaya  |              |
|  |   | (RM)            | (%)          | (RM)            | (%)          | (RM)              | (%)          | (RM)            | (%)          | (RM)            | (%)          |
| <b>Kumpulan</b>                                      | <b>02 Minuman Alkohol dan</b>   | <b>72.68</b>    | <b>1.79</b>  | <b>98.32</b>    | <b>1.96</b>  | <b>96.20</b>      | <b>1.18</b>  | <b>67.25</b>    | <b>1.47</b>  | <b>58.87</b>    | <b>0.64</b>  |
| <i>Group</i>   | <b>Tembakau</b><br><i>Alcoholic Beverages and Tobacco</i>   |                 |              |                 |              |                   |              |                 |              |                 |              |
|  | <b>0211 Arak &amp; minuman keras</b><br><i>Spirits &amp; liquors</i>  | 0.71            | 0.02         | 7.63            | 0.15         | 3.45              | 0.04         | 4.83            | 0.11         | 2.19            | 0.02         |
|  | <b>0212 Wain</b><br><i>Wine</i>   | 2.82            | 0.07         | 7.82            | 0.16         | 11.73             | 0.14         | 1.04            | 0.02         | 3.07            | 0.03         |
|  | <b>0213 Bir</b><br><i>Beer</i>  | 30.16           | 0.74         | 46.29           | 0.92         | 31.44             | 0.38         | 12.36           | 0.27         | 3.53            | 0.04         |
|  | <b>0219 Minuman beralkohol lain</b><br><i>Other alcoholic beverages</i>   | 0.39            | 0.01         | 0.93            | 0.02         | 0.23              | 0.00         | -               | -            | 1.05            | 0.01         |
|  | <b>0220 Perkhidmatan penghasilan alkohol</b><br><i>Alcohol production services</i>  | 0.00            | 0.00         | 0.00            | 0.00         | -                 | 0.00         | -               | -            | -               | -            |
|  | <b>0230 Tembakau</b><br><i>Tobacco</i>  | 38.58           | 0.95         | 35.62           | 0.71         | 49.32             | 0.60         | 49.01           | 1.07         | 49.03           | 0.53         |
|  | <b>0240 Lain-lain</b><br><i>Others</i>  | 0.02            | 0.00         | 0.03            | 0.00         | 0.02              | 0.00         | -               | -            | -               | -            |
| <b>Kumpulan</b>                                      | <b>03 Pakaian dan Kasut</b>   | <b>111.02</b>   | <b>2.72</b>  | <b>142.61</b>   | <b>2.84</b>  | <b>140.84</b>     | <b>1.72</b>  | <b>153.28</b>   | <b>3.36</b>  | <b>208.94</b>   | <b>2.28</b>  |
| <i>Group</i>   | <i>Clothing and Footwear</i>  |                 |              |                 |              |                   |              |                 |              |                 |              |
|  | <b>0311 Material pakaian</b><br><i>Clothing materials</i>   | 0.22            | 0.01         | 0.34            | 0.01         | 0.96              | 0.01         | 0.09            | 0.00         | 3.55            | 0.04         |
|  | <b>0312 Pakaian</b><br><i>Garments</i>  | 73.54           | 1.80         | 103.23          | 2.05         | 96.63             | 1.18         | 100.39          | 2.20         | 141.83          | 1.55         |
|  | <b>0313 Lain-lain jenis pakaian &amp; aksesori pakaian</b><br><i>Other articles of clothing &amp; clothing accessories</i>          | 5.38            | 0.13         | 5.61            | 0.11         | 6.32              | 0.08         | 9.03            | 0.20         | 14.80           | 0.16         |
|  | <b>0314 Pencucian, pembaikan, menjahit &amp; sewa pakaian</b><br><i>Cleaning, repair, tailoring &amp; hire of clothing</i>          | 8.91            | 0.22         | 3.27            | 0.07         | 6.27              | 0.08         | 3.96            | 0.09         | 5.11            | 0.06         |
|  | <b>0321 Kasut &amp; lain-lain jenis alas kaki</b><br><i>Shoes &amp; other footwear</i>  | 22.86           | 0.56         | 29.94           | 0.60         | 30.27             | 0.37         | 39.70           | 0.87         | 43.52           | 0.47         |
|  | <b>0322 Pencucian, pembaikan &amp; sewa kasut</b><br><i>Cleaning, repair &amp; hire of footwear</i>                                 | 0.11            | 0.00         | 0.22            | 0.00         | 0.39              | 0.00         | 0.12            | 0.00         | 0.13            | 0.00         |
| <b>Kumpulan</b>                                      | <b>04 Perumahan, Air, Elektrik, Gas dan Bahan Api Lain</b>  | <b>1,147.13</b> | <b>28.14</b> | <b>1,317.83</b> | <b>26.26</b> | <b>2,496.93</b>   | <b>30.53</b> | <b>1,264.16</b> | <b>27.72</b> | <b>2,766.16</b> | <b>30.11</b> |
| <i>Group</i>   | <i>Housing, Water, Electricity, Gas and Other Fuels</i>   |                 |              |                 |              |                   |              |                 |              |                 |              |
|  | <b>0411 Sewa sebenar yang dibayar oleh penyewa untuk kediaman utama</b><br><i>Actual rentals paid by tenants for main residence</i> | 229.21          | 5.62         | 93.58           | 1.86         | 871.11            | 10.65        | 293.10          | 6.43         | 190.40          | 2.07         |
|  | <b>0412 Lain-lain sewa sebenar</b><br><i>Other actual rentals</i>   | 0.26            | 0.01         | 0.00            | 0.00         | 0.03              | 0.00         | 1.49            | 0.03         | -               | -            |

Jadual 4.2: Komposisi perbelanjaan penggunaan isi rumah bulanan mengikut subkumpulan perbelanjaan, negeri dan strata, Malaysia, 2024 (samb.)

Table 4.2: Composition of monthly household consumption expenditure by subgroups of expenditure, state and strata, Malaysia, 2024 (cont'd)

| Subkumpulan perbelanjaan<br>Subgroups of expenditure |  | Bandar / Urban |             |               |             |                   |             |               |             |                |             |
|--|--|----------------|-------------|---------------|-------------|-------------------|-------------|---------------|-------------|----------------|-------------|
|  |  | Sabah          |             | Sarawak       |             | W.P. Kuala Lumpur |             | W.P. Labuan   |             | W.P. Putrajaya |             |
|  |  | (RM)           | (%)         | (RM)          | (%)         | (RM)              | (%)         | (RM)          | (%)         | (RM)           | (%)         |
| 0421   | Sewa dinilai untuk kediaman utama<br><i>Imputed rentals of owner-occupiers for main residence</i>  | 684.11         | 16.78       | 977.21        | 19.48       | 1,000.53          | 12.23       | 675.74        | 14.82       | 2,064.98       | 22.48       |
| 0422   | Lain-lain sewa dinilai<br><i>Other imputed rentals</i>   | 1.98           | 0.05        | 1.55          | 0.04        | 0.86              | 0.01        | 0.99          | 0.02        | 0.01           | 0.00        |
| 0431   | Kelengkapan keselamatan & bahan-bahan untuk pembaikan & penyelenggaraan rumah kediaman<br><i>Security equipment &amp; materials for the maintenance &amp; repair of the dwelling</i> | 8.20           | 0.20        | 9.71          | 0.19        | 11.37             | 0.14        | 15.88         | 0.35        | 5.27           | 0.06        |
| 0432   | Bayaran perkhidmatan penyelenggaraan, pembaikan & keselamatan rumah kediaman<br><i>Services for the maintenance, repair &amp; security of the dwelling</i>                           | 13.98          | 0.34        | 10.96         | 0.22        | 153.84            | 1.88        | 3.70          | 0.08        | 114.14         | 1.24        |
| 0441   | Bekalan air<br><i>Water supply</i>   | 55.43          | 1.36        | 30.65         | 0.61        | 54.16             | 0.66        | 56.68         | 1.24        | 45.61          | 0.50        |
| 0442   | Kutipan sampah<br><i>Refuse collection</i>   | 0.56           | 0.01        | 0.07          | 0.00        | 6.61              | 0.08        | -             | -           | 0.63           | 0.01        |
| 0443   | Pembentungan<br><i>Sewage collection</i>   | 0.21           | 0.01        | 0.23          | 0.00        | 9.48              | 0.12        | 0.04          | 0.00        | 9.50           | 0.10        |
| 0444   | Perkhidmatan lain berkaitan rumah kediaman<br><i>Other services relating to the dwelling n.e.c</i>   | 2.62           | 0.06        | 1.95          | 0.04        | 196.02            | 2.40        | 0.81          | 0.02        | 139.10         | 1.51        |
| 0451   | Bekalan elektrik<br><i>Electricity</i>   | 132.72         | 3.26        | 166.10        | 3.31        | 181.26            | 2.22        | 206.37        | 4.52        | 176.14         | 1.92        |
| 0452   | Gas<br><i>Gas</i>  | 17.43          | 0.43        | 25.04         | 0.50        | 11.40             | 0.14        | 8.31          | 0.18        | 20.04          | 0.22        |
| 0453   | Bahan api cecair<br><i>Liquid fuels</i>  | 0.02           | 0.00        | 0.04          | 0.00        | 0.03              | 0.00        | 0.08          | 0.00        | 0.01           | 0.00        |
| 0454   | Bahan api pepejal<br><i>Solid fuels</i>  | 0.40           | 0.01        | 0.74          | 0.01        | 0.16              | 0.00        | 0.97          | 0.02        | 0.32           | 0.00        |
| 0455   | Lain lain bahan tenaga untuk pemanasan & penyejukan<br><i>Other energy for heating &amp; cooling</i>   | 0.00           | 0.00        | 0.00          | 0.00        | 0.06              | 0.00        | -             | -           | -              | -           |
| <b>Kumpulan Group</b>                                | <b>05 Hiasan, Perkakasan dan Penyelenggaraan Isi Rumah</b><br><i>Furnishings, Household Equipment and Routine Household Maintenance</i>  | <b>145.24</b>  | <b>3.57</b> | <b>221.81</b> | <b>4.42</b> | <b>348.25</b>     | <b>4.26</b> | <b>221.46</b> | <b>4.86</b> | <b>408.15</b>  | <b>4.44</b> |
| 0511   | Perabot, kelengkapan & permaidani<br><i>Furniture, furnishings &amp; loose carpets</i>   | 28.44          | 0.70        | 57.42         | 1.14        | 113.39            | 1.39        | 72.92         | 1.60        | 125.97         | 1.37        |
| 0512   | Pembaikan, pemasangan & sewa perabot, kelengkapan & permaidani<br><i>Repair, installation &amp; hire of furniture, furnishings &amp; loose carpets</i>                               | 0.39           | 0.01        | 0.58          | 0.02        | 0.37              | 0.00        | 0.02          | 0.00        | 0.34           | 0.00        |
| 0521   | Tekstil isi rumah<br><i>Household textiles</i>   | 6.10           | 0.15        | 12.10         | 0.24        | 14.22             | 0.17        | 12.24         | 0.27        | 17.67          | 0.19        |

Jadual 4.2: Komposisi perbelanjaan penggunaan isi rumah bulanan mengikut subkumpulan perbelanjaan, negeri dan strata, Malaysia, 2024 (samb.)

Table 4.2: Composition of monthly household consumption expenditure by subgroups of expenditure, state and strata, Malaysia, 2024 (cont'd)

| Subkumpulan perbelanjaan<br>Subgroups of expenditure   | Bandar / Urban |             |               |             |                   |             |              |             |                |             |
|--|----------------|-------------|---------------|-------------|-------------------|-------------|--------------|-------------|----------------|-------------|
|  | Sabah          |             | Sarawak       |             | W.P. Kuala Lumpur |             | W.P. Labuan  |             | W.P. Putrajaya |             |
|  | (RM)           | (%)         | (RM)          | (%)         | (RM)              | (%)         | (RM)         | (%)         | (RM)           | (%)         |
| 0522 Pembaikan, sewa & khidmat jahitan tekstil isi rumah<br><i>Repair, hire &amp; sewing services of household textiles</i>                              | 0.60           | 0.01        | 0.00          | 0.00        | 0.28              | 0.00        | -            | -           | -              | -           |
| 0531 Perkakasan utama isi rumah sama ada elektrik atau bukan elektrik<br><i>Major household appliances, whether electric or not</i>                      | 19.17          | 0.47        | 27.97         | 0.56        | 65.24             | 0.80        | 32.82        | 0.72        | 95.40          | 1.04        |
| 0532 Kelengkapan elektrik kecil isi rumah<br><i>Small household appliances</i>   | 4.75           | 0.12        | 8.44          | 0.17        | 13.19             | 0.16        | 12.85        | 0.28        | 13.47          | 0.15        |
| 0533 Pembaikan, pemasangan & sewa perkakas isi rumah<br><i>Repair, installation &amp; hire of household appliances</i>                                   | 4.88           | 0.12        | 9.21          | 0.18        | 1.58              | 0.02        | 3.62         | 0.08        | 7.58           | 0.08        |
| 0540 Barang kaca, pinggan mangkuk & peralatan dapur isi rumah<br><i>Glassware, tableware &amp; household utensils</i>                                    | 3.25           | 0.08        | 6.88          | 0.14        | 5.25              | 0.06        | 10.83        | 0.24        | 9.71           | 0.11        |
| 0551 Alat-alat & peralatan bermotor<br><i>Motorized tools &amp; equipment</i>  | 1.28           | 0.03        | 1.78          | 0.04        | 0.57              | 0.01        | 2.96         | 0.06        | 2.74           | 0.03        |
| 0552 Alat-alat tidak bermotor & pelbagai aksesori<br><i>Non-motorized tools &amp; miscellaneous accessories</i>  | 1.18           | 0.03        | 2.19          | 0.04        | 1.27              | 0.02        | 3.89         | 0.09        | 1.48           | 0.02        |
| 0553 Pembaikan & sewa alat-alat & peralatan bermotor & tidak bermotor<br><i>Repair &amp; hire of motorized &amp; non-motorized tools &amp; equipment</i> | 0.01           | 0.00        | 0.01          | 0.00        | 0.31              | 0.00        | 0.18         | 0.00        | 0.15           | 0.00        |
| 0561 Barang-barang isi rumah tidak tahan lama<br><i>Non-durable household goods</i>  | 53.24          | 1.31        | 64.88         | 1.29        | 55.36             | 0.68        | 44.72        | 0.98        | 72.97          | 0.79        |
| 0562 Perkhidmatan domestik & perkhidmatan urusan rumah tangga<br><i>Domestic services &amp; household services</i>                                       | 21.95          | 0.54        | 30.35         | 0.60        | 77.23             | 0.94        | 24.40        | 0.54        | 60.68          | 0.66        |
| <b>Kumpulan 06 Kesihatan</b><br><i>Group Health</i>  | <b>92.61</b>   | <b>2.26</b> | <b>118.31</b> | <b>2.36</b> | <b>170.06</b>     | <b>2.08</b> | <b>76.86</b> | <b>1.69</b> | <b>184.41</b>  | <b>2.01</b> |
| 0611 Ubat-ubatan<br><i>Medicines</i>   | 51.40          | 1.26        | 65.50         | 1.31        | 54.42             | 0.67        | 25.07        | 0.55        | 74.78          | 0.81        |
| 0612 Produk perubatan<br><i>Medical products</i>   | 8.57           | 0.21        | 14.17         | 0.28        | 22.08             | 0.27        | 11.00        | 0.24        | 15.57          | 0.17        |
| 0613 Produk bantu<br><i>Assistive products</i>   | 6.94           | 0.17        | 9.28          | 0.19        | 29.17             | 0.36        | 13.13        | 0.29        | 16.88          | 0.18        |
| 0614 Membaiki, menyewa & menyelenggara produk perubatan & bantuan<br><i>Repair, rental &amp; maintenance of medical &amp; assistive products</i>         | 0.05           | 0.00        | 0.17          | 0.00        | 0.32              | 0.00        | 0.13         | 0.00        | 0.37           | 0.00        |
| 0621 Perkhidmatan penjagaan pencegahan<br><i>Preventive care services</i>  | 0.86           | 0.02        | 3.34          | 0.07        | 0.38              | 0.00        | 2.48         | 0.05        | 2.48           | 0.03        |
| 0622 Perkhidmatan pergigian pesakit luar<br><i>Outpatient dental services</i>  | 5.75           | 0.14        | 8.30          | 0.17        | 24.79             | 0.30        | 1.90         | 0.04        | 22.01          | 0.24        |

Jadual 4.2: Komposisi perbelanjaan penggunaan isi rumah bulanan mengikut subkumpulan perbelanjaan, negeri dan strata, Malaysia, 2024 (samb.)

Table 4.2: Composition of monthly household consumption expenditure by subgroups of expenditure, state and strata, Malaysia, 2024 (cont'd)

| Subkumpulan perbelanjaan<br>Subgroups of expenditure |  | Bandar / Urban |              |               |              |                   |              |               |              |                 |              |
|--|--|----------------|--------------|---------------|--------------|-------------------|--------------|---------------|--------------|-----------------|--------------|
|  |  | Sabah          |              | Sarawak       |              | W.P. Kuala Lumpur |              | W.P. Labuan   |              | W.P. Putrajaya  |              |
|  |  | (RM)           | (%)          | (RM)          | (%)          | (RM)              | (%)          | (RM)          | (%)          | (RM)            | (%)          |
| 0623   | Perkhidmatan rawatan pesakit luar yang lain (tidak termasuk perkhidmatan pergigian)<br><i>Other outpatient care services (excluding preventive &amp; dental)</i> | 15.71          | 0.39         | 15.11         | 0.30         | 23.41             | 0.29         | 21.72         | 0.48         | 34.05           | 0.37         |
| 0631   | Perkhidmatan kuratif & pemulihan pesakit dalam<br><i>Inpatient curative &amp; rehabilitative</i>   | 3.04           | 0.07         | 2.20          | 0.04         | 13.77             | 0.17         | 1.42          | 0.03         | 9.73            | 0.11         |
| 0632   | Perkhidmatan rawatan jangka panjang pesakit dalam<br><i>Inpatient long term care services</i>  | 0.14           | 0.00         | 0.00          | 0.00         | 0.71              | 0.01         | -             | -            | 8.04            | 0.09         |
| 0641   | Perkhidmatan pengimejan diagnostik & perkhidmatan makmal perubatan<br><i>Diagnostic imaging services &amp; medical laboratory services</i>                       | 0.00           | 0.00         | 0.24          | 0.00         | 1.01              | 0.01         | -             | -            | 0.50            | 0.01         |
| 0642   | Perkhidmatan pengangkutan kecemasan pesakit & penyelamatan kecemasan<br><i>Patient emergency transportation services &amp; emergency rescue</i>                  | 0.00           | 0.00         | 0.00          | 0.00         | -                 | 0.00         | -             | -            | -               | -            |
| 0643   | Perkhidmatan yang tidak dikelaskan di tempat lain<br><i>Services not classified elsewhere</i>  | 0.15           | 0.00         | 0.00          | 0.00         | -                 | 0.00         | -             | -            | -               | -            |
| <b>Kumpulan Group</b>                                | <b>07 Pengangkutan Transport</b>   | <b>441.10</b>  | <b>10.83</b> | <b>516.57</b> | <b>10.29</b> | <b>867.61</b>     | <b>10.61</b> | <b>570.75</b> | <b>12.52</b> | <b>1,144.91</b> | <b>12.46</b> |
| 0711   | Motokar<br><i>Motor cars</i>   | 21.51          | 0.53         | 16.20         | 0.33         | 181.90            | 2.22         | 138.87        | 3.05         | 309.00          | 3.36         |
| 0712   | Motosikal<br><i>Motorcycles</i>  | 0.52           | 0.01         | 0.87          | 0.02         | 49.80             | 0.61         | -             | -            | 19.73           | 0.21         |
| 0713   | Basikal<br><i>Bicycles</i>   | 0.48           | 0.01         | 0.58          | 0.01         | 2.07              | 0.03         | 0.68          | 0.01         | 1.52            | 0.02         |
| 0721   | Alat ganti & aksesori untuk kelengkapan pengangkutan persendirian<br><i>Parts &amp; accessories for personal transport equipment</i>                             | 38.97          | 0.96         | 18.06         | 0.36         | 22.70             | 0.28         | 32.10         | 0.70         | 54.54           | 0.59         |
| 0722   | Bahan api & pelincir untuk kelengkapan pengangkutan persendirian<br><i>Fuels &amp; lubricants for personal transport equipment</i>                               | 254.59         | 6.25         | 345.25        | 6.88         | 346.06            | 4.23         | 248.58        | 5.45         | 438.97          | 4.78         |
| 0723   | Penyelenggaraan & pembaikan kelengkapan kenderaan persendirian<br><i>Maintenance &amp; repair of personal transport equipment</i>                                | 73.05          | 1.79         | 96.24         | 1.92         | 105.66            | 1.29         | 87.42         | 1.92         | 178.54          | 1.94         |
| 0724   | Perkhidmatan lain berkenaan kelengkapan pengangkutan persendirian<br><i>Other services in respect of personal transport equipment</i>                            | 9.59           | 0.24         | 11.17         | 0.22         | 64.27             | 0.79         | 17.29         | 0.38         | 85.18           | 0.93         |

Jadual 4.2: Komposisi perbelanjaan penggunaan isi rumah bulanan mengikut subkumpulan perbelanjaan, negeri dan strata, Malaysia, 2024 (samb.)

Table 4.2: Composition of monthly household consumption expenditure by subgroups of expenditure, state and strata, Malaysia, 2024 (cont'd)

| Subkumpulan perbelanjaan<br>Subgroups of expenditure   | Bandar / Urban |             |               |             |                   |             |               |             |                |             |
|--|----------------|-------------|---------------|-------------|-------------------|-------------|---------------|-------------|----------------|-------------|
|  | Sabah          |             | Sarawak       |             | W.P. Kuala Lumpur |             | W.P. Labuan   |             | W.P. Putrajaya |             |
|  | (RM)           | (%)         | (RM)          | (%)         | (RM)              | (%)         | (RM)          | (%)         | (RM)           | (%)         |
| 0731 Pengangkutan penumpang menggunakan laluan rel<br><i>Passenger transport by railway</i>  | 0.05           | 0.00        | 0.19          | 0.00        | 4.47              | 0.05        | 0.10          | 0.00        | 2.49           | 0.03        |
| 0732 Pengangkutan penumpang menggunakan jalan raya<br><i>Passenger transport by road</i>   | 27.24          | 0.67        | 11.03         | 0.22        | 42.44             | 0.52        | 13.85         | 0.30        | 21.11          | 0.23        |
| 0733 Pengangkutan penumpang melalui udara<br><i>Passenger transport by air</i>   | 10.74          | 0.26        | 12.21         | 0.24        | 42.98             | 0.53        | 15.68         | 0.34        | 19.73          | 0.21        |
| 0734 Pengangkutan penumpang melalui laut & air daratan<br><i>Passenger transport by sea &amp; inland waterway</i>  | 0.45           | 0.01        | 0.16          | 0.00        | 1.00              | 0.01        | 4.52          | 0.10        | 0.38           | 0.00        |
| 0735 Pengangkutan penumpang gabungan<br><i>Combined passenger transport</i>  | 0.05           | 0.00        | 0.00          | 0.00        | 0.73              | 0.01        | 0.12          | 0.00        | 0.17           | 0.00        |
| 0736 Bayaran perkhidmatan pengangkutan lain<br><i>Other purchased transport services</i>   | 0.39           | 0.01        | 0.06          | 0.00        | 0.53              | 0.01        | 0.04          | 0.00        | 1.25           | 0.01        |
| 0741 Perkhidmatan pos & kurier<br><i>Postal &amp; courier services</i>   | 2.26           | 0.06        | 2.38          | 0.05        | 0.56              | 0.01        | 3.33          | 0.07        | 2.70           | 0.03        |
| 0749 Pengangkutan barang-barang lain<br><i>Other transport of goods</i>  | 1.21           | 0.03        | 2.17          | 0.04        | 2.43              | 0.03        | 8.17          | 0.18        | 9.60           | 0.10        |
| <b>Kumpulan 08 Maklumat dan Komunikasi</b><br><i>Group Information and Communication</i>   | <b>284.12</b>  | <b>6.98</b> | <b>325.78</b> | <b>6.49</b> | <b>470.31</b>     | <b>5.75</b> | <b>353.68</b> | <b>7.76</b> | <b>565.32</b>  | <b>6.15</b> |
| 0811 Peralatan telefon tetap<br><i>Fixed telephone equipment</i>   | 0.04           | 0.00        | 0.00          | 0.00        | 0.34              | 0.00        | -             | -           | 0.17           | 0.00        |
| 0812 Peralatan telefon bimbit<br><i>Mobile telephone equipment</i>   | 23.94          | 0.59        | 15.62         | 0.31        | 34.19             | 0.42        | 18.00         | 0.39        | 68.54          | 0.75        |
| 0813 Peralatan pemprosesan maklumat<br><i>Information processing equipment</i>   | 15.19          | 0.37        | 15.35         | 0.31        | 27.30             | 0.33        | 12.71         | 0.28        | 68.96          | 0.75        |
| 0814 Peralatan untuk penerimaan, rakaman & penghasilan suara & penglihatan<br><i>Equipment for the reception, recording &amp; reproduction of sound &amp; vision</i> | 5.53           | 0.14        | 6.30          | 0.13        | 15.39             | 0.19        | 13.33         | 0.29        | 23.24          | 0.25        |
| 0815 Media rakaman tidak direkod<br><i>Unrecorded recording media</i>  | 0.14           | 0.00        | 0.57          | 0.01        | 0.53              | 0.01        | 0.78          | 0.02        | 1.18           | 0.01        |
| 0819 Peralatan & aksesori maklumat & komunikasi lain<br><i>Other information &amp; communication equipment &amp; accessories</i>                                     | 9.23           | 0.23        | 10.28         | 0.20        | 18.49             | 0.23        | 9.39          | 0.21        | 16.51          | 0.18        |
| 0820 Perisian (tidak termasuk perisian permainan)<br><i>Software (excluding games)</i>   | 0.01           | 0.00        | 0.12          | 0.00        | 0.20              | 0.00        | -             | -           | 0.22           | 0.00        |
| 0831 Perkhidmatan komunikasi tetap<br><i>Fixed communication services</i>  | 3.34           | 0.08        | 2.27          | 0.05        | 5.18              | 0.06        | 5.64          | 0.12        | 1.30           | 0.01        |
| 0832 Perkhidmatan komunikasi mudah alih<br><i>Mobile communication services</i>  | 118.55         | 2.91        | 161.17        | 3.21        | 167.06            | 2.04        | 167.41        | 3.67        | 207.70         | 2.26        |

Jadual 4.2: Komposisi perbelanjaan penggunaan isi rumah bulanan mengikut subkumpulan perbelanjaan, negeri dan strata, Malaysia, 2024 (samb.)

Table 4.2: Composition of monthly household consumption expenditure by subgroups of expenditure, state and strata, Malaysia, 2024 (cont'd)

| Subkumpulan perbelanjaan<br>Subgroups of expenditure   | Bandar / Urban |             |               |             |                   |             |              |             |                |             |
|--|----------------|-------------|---------------|-------------|-------------------|-------------|--------------|-------------|----------------|-------------|
|  | Sabah          |             | Sarawak       |             | W.P. Kuala Lumpur |             | W.P. Labuan  |             | W.P. Putrajaya |             |
|  | (RM)           | (%)         | (RM)          | (%)         | (RM)              | (%)         | (RM)         | (%)         | (RM)           | (%)         |
| 0833 Perkhidmatan penyediaan akses internet & net storage services<br><i>Internet access provision services &amp; net storage services</i>   | 32.43          | 0.80        | 20.77         | 0.41        | 65.69             | 0.80        | 16.96        | 0.37        | 55.51          | 0.60        |
| 0834 Perkhidmatan telekomunikasi gabungan<br><i>Bundled telecommunication services</i>   | 29.69          | 0.73        | 59.77         | 1.19        | 81.27             | 0.99        | 57.57        | 1.26        | 67.95          | 0.74        |
| 0835 Pembaikan & sewaan peralatan maklumat & komunikasi<br><i>Repair &amp; rental of information &amp; communication equipment</i>   | 0.84           | 0.02        | 0.67          | 0.01        | 1.16              | 0.01        | 2.12         | 0.05        | 0.92           | 0.01        |
| 0839 Perkhidmatan maklumat & komunikasi lain<br><i>Other information &amp; communication services</i>  | 45.19          | 1.11        | 32.89         | 0.66        | 53.51             | 0.65        | 49.76        | 1.09        | 53.11          | 0.58        |
| <b>Kumpulan 09 Rekreasi, Sukan dan Kebudayaan</b><br><i>Group Recreation, Sport and Culture</i>  | <b>76.66</b>   | <b>1.87</b> | <b>154.85</b> | <b>3.09</b> | <b>298.08</b>     | <b>3.65</b> | <b>81.34</b> | <b>1.78</b> | <b>405.29</b>  | <b>4.41</b> |
| 0911 Peralatan fotografi & kelengkapan sinematografi & alatan optik<br><i>Photographic &amp; cinematographic equipment &amp; optical instruments</i>                                       | 0.90           | 0.02        | 1.96          | 0.04        | 4.29              | 0.05        | 0.50         | 0.08        | 11.18          | 0.12        |
| 0912 Barang-barang tahan lama utama untuk rekreasi<br><i>Major durables for recreation</i>   | 1.24           | 0.03        | 1.09          | 0.03        | 4.32              | 0.05        | 0.40         | 0.01        | 21.41          | 0.23        |
| 0921 Permainan, mainan & hobi<br><i>Games, toys &amp; hobbies</i>  | 8.98           | 0.22        | 18.12         | 0.36        | 18.55             | 0.23        | 22.29        | 0.49        | 21.48          | 0.23        |
| 0922 Kelengkapan untuk bersukan, perkhemahan & rekreasi terbuka<br><i>Equipment for sport, camping &amp; open-air recreation</i>   | 2.44           | 0.06        | 3.89          | 0.08        | 7.13              | 0.09        | 2.80         | 0.06        | 7.56           | 0.08        |
| 0931 Produk kebun, tanaman & bunga<br><i>Garden products, plants &amp; flowers</i>   | 1.61           | 0.04        | 5.54          | 0.11        | 9.64              | 0.12        | 2.71         | 0.06        | 4.52           | 0.05        |
| 0932 Binatang peliharaan & produk untuk binatang peliharaan<br><i>Pets &amp; products for pets</i>   | 10.87          | 0.27        | 24.96         | 0.50        | 10.74             | 0.13        | 10.44        | 0.23        | 10.91          | 0.12        |
| 0941 Sewa & pembaikan peralatan fotografi & kelengkapan sinematografi & alatan optik<br><i>Hire &amp; repair of photographic &amp; cinematographic equipment &amp; optical instruments</i> | 0.01           | 0.00        | 0.09          | 0.00        | 0.51              | 0.01        | -            | -           | 0.23           | 0.00        |
| 0942 Sewa, penyelenggaraan & pembaikan barang-barang tahan lama utama untuk rekreasi<br><i>Hire, maintenance &amp; repair of major durables for recreation</i>                             | 0.02           | 0.00        | 0.13          | 0.00        | 0.34              | 0.01        | -            | -           | -              | -           |
| 0943 Sewa & pembaikan permainan, mainan & hobi<br><i>Hire &amp; repair of games, toys &amp; hobbies</i>  | 0.10           | 0.00        | 0.64          | 0.01        | 0.20              | 0.00        | 2.61         | 0.06        | 2.56           | 0.03        |

Jadual 4.2: Komposisi perbelanjaan penggunaan isi rumah bulanan mengikut subkumpulan perbelanjaan, negeri dan strata, Malaysia, 2024 (samb.)

Table 4.2: Composition of monthly household consumption expenditure by subgroups of expenditure, state and strata, Malaysia, 2024 (cont'd)

| Subkumpulan perbelanjaan<br>Subgroups of expenditure |   | Bandar / Urban |             |              |             |                   |             |              |             |                |             |
|--|---|----------------|-------------|--------------|-------------|-------------------|-------------|--------------|-------------|----------------|-------------|
|  |   | Sabah          |             | Sarawak      |             | W.P. Kuala Lumpur |             | W.P. Labuan  |             | W.P. Putrajaya |             |
|  |   | (RM)           | (%)         | (RM)         | (%)         | (RM)              | (%)         | (RM)         | (%)         | (RM)           | (%)         |
| 0944   | Sewa & pembaikan kelengkapan untuk bersukan, perkhemahan & rekreasi terbuka<br><i>Hire &amp; repair of equipment for sport, camping &amp; open air-recreation</i> | 0.15           | 0.00        | 0.20         | 0.00        | 1.00              | 0.01        | -            | -           | 1.26           | 0.01        |
| 0945   | Veterinar & lain-lain perkhidmatan untuk binatang peliharaan<br><i>Veterinary &amp; other services for pets</i>   | 1.63           | 0.04        | 2.78         | 0.06        | 4.24              | 0.05        | 0.70         | 0.02        | 4.86           | 0.05        |
| 0946   | Perkhidmatan rekreasi & sukan<br><i>Recreational &amp; sporting services</i>  | 14.98          | 0.37        | 14.63        | 0.29        | 71.13             | 0.87        | 10.97        | 0.24        | 100.80         | 1.10        |
| 0947   | Permainan nasib<br><i>Games of chance</i>   | 3.67           | 0.09        | 33.30        | 0.66        | 16.32             | 0.20        | 1.98         | 0.04        | -              | -           |
| 0951   | Alat muzik<br><i>Musical instruments</i>  | 0.54           | 0.01        | 1.26         | 0.03        | 4.59              | 0.06        | 0.61         | 0.01        | 3.34           | 0.04        |
| 0952   | Media pandang dengar<br><i>Audio-visual media</i>   | 0.00           | 0.00        | 0.02         | 0.00        | 0.03              | 0.00        | 0.00         | 0.00        | -              | -           |
| 0961   | Perkhidmatan yang disediakan oleh panggung wayang, teater & tempat konsert<br><i>Services provided by cinemas, theatres &amp; concert venues</i>                  | 13.70          | 0.34        | 17.27        | 0.34        | 35.10             | 0.43        | 3.95         | 0.09        | 45.40          | 0.49        |
| 0962   | Perkhidmatan yang disediakan oleh muzium, perpustakaan & tapak kebudayaan<br><i>Services provided by museums, libraries &amp; cultural sites</i>                  | 1.23           | 0.03        | 2.62         | 0.05        | 13.02             | 0.16        | 0.02         | 0.00        | 13.08          | 0.14        |
| 0963   | Perkhidmatan fotografi<br><i>Photographic services</i>  | 0.10           | 0.00        | 0.85         | 0.02        | 0.22              | 0.00        | 0.50         | 0.01        | 0.09           | 0.00        |
| 0969   | Lain-lain perkhidmatan kebudayaan<br><i>Other cultural services</i>   | 0.06           | 0.00        | 0.36         | 0.01        | 0.80              | 0.01        | -            | -           | -              | -           |
| 0971   | Buku<br><i>Books</i>  | 0.62           | 0.02        | 1.09         | 0.02        | 0.97              | 0.01        | 0.58         | 0.01        | 14.80          | 0.16        |
| 0972   | Surat khabar & bacaan berkala<br><i>Newspapers &amp; periodicals</i>  | 0.41           | 0.01        | 0.69         | 0.01        | 2.89              | 0.04        | 0.32         | 0.01        | 0.38           | 0.00        |
| 0973   | Pelbagai perkara bercetak<br><i>Miscellaneous printed matter</i>  | 0.13           | 0.00        | 0.26         | 0.01        | 0.22              | 0.00        | 0.10         | 0.00        | 0.16           | 0.00        |
| 0974   | Alat tulis & bahan lukisan<br><i>Stationery &amp; drawing materials</i>   | 7.09           | 0.17        | 11.66        | 0.23        | 14.09             | 0.17        | 9.07         | 0.20        | 31.75          | 0.35        |
| 0980   | Pakej percutian<br><i>Package holidays</i>  | 6.18           | 0.15        | 11.44        | 0.23        | 77.74             | 0.95        | 10.82        | 0.24        | 109.52         | 1.19        |
| <b>Kumpulan Group</b>                                | <b>10 Perkhidmatan Pendidikan Education Services</b>  | <b>59.77</b>   | <b>1.48</b> | <b>53.14</b> | <b>1.06</b> | <b>84.26</b>      | <b>1.03</b> | <b>48.24</b> | <b>1.06</b> | <b>232.76</b>  | <b>2.53</b> |
| 1010   | Pendidikan peringkat pra sekolah & sekolah rendah<br><i>Pre-primary &amp; primary school education</i>  | 43.32          | 1.06        | 30.56        | 0.61        | 46.49             | 0.57        | 34.56        | 0.76        | 170.32         | 1.85        |
| 1020   | Pendidikan peringkat menengah<br><i>Secondary education</i>   | 6.06           | 0.15        | 5.63         | 0.11        | 10.90             | 0.13        | 5.42         | 0.12        | 17.19          | 0.19        |

Jadual 4.2: Komposisi perbelanjaan penggunaan isi rumah bulanan mengikut subkumpulan perbelanjaan, negeri dan strata, Malaysia, 2024 (samb.)

Table 4.2: Composition of monthly household consumption expenditure by subgroups of expenditure, state and strata, Malaysia, 2024 (cont'd)

| Subkumpulan perbelanjaan<br>Subgroups of expenditure |   | Bandar / Urban |              |               |              |                   |              |               |              |                 |              |
|--|---|----------------|--------------|---------------|--------------|-------------------|--------------|---------------|--------------|-----------------|--------------|
|  |   | Sabah          |              | Sarawak       |              | W.P. Kuala Lumpur |              | W.P. Labuan   |              | W.P. Putrajaya  |              |
|  |   | (RM)           | (%)          | (RM)          | (%)          | (RM)              | (%)          | (RM)          | (%)          | (RM)            | (%)          |
| 1030   | Pendidikan peringkat lepasan menengah bukan tertiar<br><i>Post-secondary non-tertiary education</i>   | 2.04           | 0.07         | 7.99          | 0.16         | 11.66             | 0.14         | 3.31          | 0.07         | 6.64            | 0.07         |
| 1040   | Pendidikan peringkat diploma & ke atas<br><i>Diploma level education &amp; above</i>  | 5.90           | 0.14         | 4.70          | 0.09         | 8.32              | 0.10         | 3.91          | 0.09         | 10.62           | 0.12         |
| 1050   | Pendidikan yang tidak dikelaskan mengikut peringkat<br><i>Education not definable by level</i>  | 2.45           | 0.06         | 4.26          | 0.09         | 6.90              | 0.08         | 1.03          | 0.02         | 27.99           | 0.30         |
| <b>Kumpulan Group</b>                                | <b>11 Restoran dan Perkhidmatan Penginapan</b><br><i>Restaurants and Accommodation Services</i>   | <b>468.11</b>  | <b>11.49</b> | <b>602.30</b> | <b>12.01</b> | <b>1,345.62</b>   | <b>16.45</b> | <b>559.76</b> | <b>12.28</b> | <b>1,486.69</b> | <b>16.19</b> |
| 1110   | Restoran, kafe, kantin, kafeteria, dewan makan & seumpamanya<br><i>Restaurants, cafés, canteens, cafeterias, refectories &amp; the like</i> | 442.74         | 10.86        | 574.11        | 11.44        | 1,266.41          | 15.49        | 552.16        | 12.11        | 1368.46         | 14.8978      |
| 1113   | Pembelian makanan dari lain-lain medium<br><i>Food purchase from other medium</i>   | 10.04          | 0.25         | 7.43          | 0.15         | 17.17             | 0.21         | 1.37          | 0.03         | 15.45           | 0.17         |
| 1120   | Perkhidmatan penginapan<br><i>Accommodation services</i>  | 15.33          | 0.38         | 20.76         | 0.42         | 62.04             | 0.76         | 6.23          | 0.14         | 102.78          | 1.13         |
| <b>Kumpulan Group</b>                                | <b>12 Insurans dan Perkhidmatan Kewangan</b><br><i>Insurance and Financial Services</i>   | <b>120.48</b>  | <b>2.94</b>  | <b>138.01</b> | <b>2.74</b>  | <b>417.02</b>     | <b>5.10</b>  | <b>142.33</b> | <b>3.12</b>  | <b>330.26</b>   | <b>3.60</b>  |
| 1211   | Insurans nyawa & kemalangan<br><i>Life &amp; accident insurance</i>   | 15.97          | 0.39         | 30.08         | 0.60         | 37.67             | 0.46         | 18.07         | 0.40         | 27.22           | 0.30         |
| 1212   | Insurans berkaitan dengan kesihatan<br><i>Insurance connected with health</i>   | 6.78           | 0.16         | 15.61         | 0.31         | 40.23             | 0.49         | 49.84         | 1.09         | 83.13           | 0.90         |
| 1213   | Insurans berkaitan dengan kediaman<br><i>Insurance connected with the dwelling</i>  | 0.80           | 0.02         | 1.07          | 0.01         | 0.38              | 0.00         | -             | -            | -               | -            |
| 1214   | Insurans berkaitan dengan pengangkutan<br><i>Insurance connected with transport</i>   | 58.35          | 1.43         | 90.30         | 1.80         | 102.29            | 1.25         | 67.40         | 1.48         | 183.52          | 2.00         |
| 1219   | Insurans lain<br><i>Other insurance</i>   | 0.72           | 0.02         | 0.09          | 0.00         | 1.13              | 0.01         | 0.55          | 0.01         | 1.84            | 0.02         |
| 1221   | Perkhidmatan perantaraan kewangan diukur secara tidak langsung<br><i>Financial intermediation services indirectly measured</i>              | 3.02           | 0.07         | 0.00          | 0.00         | 232.73            | 2.85         | -             | -            | 34.15           | 0.37         |
| 1222   | Caj eksplisit oleh syarikat pengambilan deposit<br><i>Explicit charges by deposit-taking corporations</i>                                   | 1.68           | 0.04         | 0.82          | 0.02         | 2.56              | 0.03         | 1.25          | 0.03         | 0.39            | 0.00         |
| 1229   | Perkhidmatan kewangan lain<br><i>Other financial services</i>   | 33.16          | 0.81         | 0.04          | 0.00         | 0.02              | 0.00         | 5.22          | 0.11         | -               | -            |

Jadual 4.2: Komposisi perbelanjaan penggunaan isi rumah bulanan mengikut subkumpulan perbelanjaan, negeri dan strata, Malaysia, 2024 (samb.)

Table 4.2: Composition of monthly household consumption expenditure by subgroups of expenditure, state and strata, Malaysia, 2024 (cont'd)

| Subkumpulan perbelanjaan<br>Subgroups of expenditure  |  | Bandar / Urban  |               |                 |               |                   |               |                 |               |                 |               |
|---|--|-----------------|---------------|-----------------|---------------|-------------------|---------------|-----------------|---------------|-----------------|---------------|
|   |  | Sabah           |               | Sarawak         |               | W.P. Kuala Lumpur |               | W.P. Labuan     |               | W.P. Putrajaya  |               |
|   |  | (RM)            | (%)           | (RM)            | (%)           | (RM)              | (%)           | (RM)            | (%)           | (RM)            | (%)           |
| <b>Kumpulan</b>   | <b>13 Penjagaan Diri, Perlindungan Sosial dan Pelbagai Barangan dan Perkhidmatan</b><br><i>Personal Care, Social Protection and Miscellaneous Goods and Services</i> | <b>256.26</b>   | <b>6.29</b>   | <b>307.67</b>   | <b>6.14</b>   | <b>466.43</b>     | <b>5.70</b>   | <b>254.23</b>   | <b>5.57</b>   | <b>576.69</b>   | <b>6.28</b>   |
| <i>Group</i>  |  |                 |               |                 |               |                   |               |                 |               |                 |               |
| <b>1311</b>   | <b>Perkakas elektrik untuk penjagaan diri</b><br><i>Electric appliances for personal care</i>  | 1.27            | 0.03          | 2.03            | 0.04          | 4.51              | 0.06          | 4.73            | 0.10          | 2.77            | 0.03          |
| <b>1312</b>   | <b>Lain-lain perkakas, artikel &amp; produk untuk penjagaan diri</b><br><i>Other appliances, articles &amp; products for personal care</i>                           | 153.76          | 3.77          | 159.70          | 3.18          | 170.02            | 2.08          | 136.97          | 3.00          | 156.06          | 1.70          |
| <b>1313</b>   | <b>Salon dandanan rambut &amp; pusat dandanan peribadi</b><br><i>Hairdressing salons &amp; personal grooming establishments</i>                                      | 28.20           | 0.69          | 66.15           | 1.31          | 60.47             | 0.74          | 41.40           | 0.90          | 62.13           | 0.68          |
| <b>1321</b>   | <b>Barang kemas &amp; jam tangan</b><br><i>Jewellery &amp; watches</i>   | 20.32           | 0.50          | 31.88           | 0.65          | 73.36             | 0.90          | 24.19           | 0.53          | 63.32           | 0.69          |
| <b>1322</b>   | <b>Artikel pemujaan &amp; artikel untuk perayaan keagamaan &amp; ritual</b><br><i>Devotional articles &amp; articles for religious &amp; ritual celebrations</i>     | 1.57            | 0.04          | 4.84            | 0.10          | 11.64             | 0.14          | 2.69            | 0.06          | 0.59            | 0.01          |
| <b>1329</b>   | <b>Barang peribadi lain yang tidak dikelaskan dimana-mana</b><br><i>Other personal effects n.e.c</i>   | 9.62            | 0.24          | 14.50           | 0.29          | 20.60             | 0.25          | 12.52           | 0.27          | 19.02           | 0.21          |
| <b>1330</b>   | <b>Perlindungan sosial</b><br><i>Social protection</i>   | 2.33            | 0.06          | 3.83            | 0.08          | 17.92             | 0.22          | 4.26            | 0.09          | 53.91           | 0.59          |
| <b>1390</b>   | <b>Lain-lain perkhidmatan</b><br><i>Other services</i>   | 39.19           | 0.96          | 24.74           | 0.49          | 107.91            | 1.32          | 27.48           | 0.60          | 218.88          | 2.38          |
| <b>Komposisi perbelanjaan penggunaan isi rumah bulanan (01-13)</b><br><i>Composition of monthly household consumption expenditure (01-13)</i> |  | <b>4,075.77</b> | <b>100.00</b> | <b>5,017.67</b> | <b>100.00</b> | <b>8,177.93</b>   | <b>100.00</b> | <b>4,559.62</b> | <b>100.00</b> | <b>9,185.67</b> | <b>100.00</b> |

Jadual 4.2: Komposisi perbelanjaan penggunaan isi rumah bulanan mengikut subkumpulan perbelanjaan, negeri dan strata, Malaysia, 2024

Table 4.2: Composition of monthly household consumption expenditure by subgroups of expenditure, state and strata, Malaysia, 2024

| Subkumpulan perbelanjaan<br>Subgroups of expenditure |  | Luar Bandar / Rural |              |               |              |               |              |               |              |
|--|--|---------------------|--------------|---------------|--------------|---------------|--------------|---------------|--------------|
|  |  | Jumlah<br>Total     |              | Johor         |              | Kedah         |              | Kelantan      |              |
|  |  | (RM)                | (%)          | (RM)          | (%)          | (RM)          | (%)          | (RM)          | (%)          |
| <b>Kumpulan</b>                                      | <b>01 Makanan dan Minuman</b>  | <b>863.97</b>       | <b>23.04</b> | <b>965.39</b> | <b>20.18</b> | <b>804.34</b> | <b>22.42</b> | <b>824.11</b> | <b>23.78</b> |
| <i>Group</i>   | <i>Food and Beverages</i>  |                     |              |               |              |               |              |               |              |
|  | <b>0111 Bijirin &amp; produk bijirin</b>   | 120.88              | 3.22         | 107.99        | 2.26         | 106.80        | 2.98         | 118.73        | 3.43         |
|  | <i>Cereals &amp; cereal products</i>   |                     |              |               |              |               |              |               |              |
|  | <b>0112 Haiwan hidup, daging &amp; bahagian lain bagi haiwan darat yang disembelih</b>         | 134.03              | 3.58         | 127.92        | 2.67         | 117.57        | 3.28         | 135.56        | 3.91         |
|  | <i>Live animals, meat &amp; other parts of slaughtered land animals</i>                        |                     |              |               |              |               |              |               |              |
|  | <b>0113 Ikan &amp; makanan laut lain</b>   | 201.74              | 5.38         | 293.03        | 6.13         | 203.68        | 5.68         | 191.43        | 5.52         |
|  | <i>Fish &amp; other seafood</i>  |                     |              |               |              |               |              |               |              |
|  | <b>0114 Susu, produk tenusu lain &amp; telur</b>   | 58.28               | 1.55         | 66.66         | 1.39         | 46.76         | 1.30         | 51.01         | 1.47         |
|  | <i>Milk, other dairy products &amp; eggs</i>   |                     |              |               |              |               |              |               |              |
|  | <b>0115 Minyak &amp; lemak</b>   | 28.62               | 0.76         | 35.70         | 0.75         | 25.85         | 0.72         | 23.86         | 0.69         |
|  | <i>Oils &amp; fats</i>   |                     |              |               |              |               |              |               |              |
|  | <b>0116 Buah-buahan &amp; kacang</b>   | 53.65               | 1.43         | 54.34         | 1.14         | 47.29         | 1.32         | 60.00         | 1.73         |
|  | <i>Fruits &amp; nuts</i>   |                     |              |               |              |               |              |               |              |
|  | <b>0117 Sayur-sayuran, ubi, plantain, pisang sayuran &amp; kekacang</b>                        | 96.83               | 2.58         | 103.00        | 2.15         | 102.02        | 2.84         | 77.46         | 2.23         |
|  | <i>Vegetables, tubers, plantains, cooking bananas &amp; pulses</i>                             |                     |              |               |              |               |              |               |              |
|  | <b>0118 Gula, manisan &amp; pencuci mulut</b>  | 23.35               | 0.62         | 23.40         | 0.49         | 21.64         | 0.60         | 30.69         | 0.89         |
|  | <i>Sugar, confectionery &amp; desserts</i>   |                     |              |               |              |               |              |               |              |
|  | <b>0119 Makanan sedia dimakan &amp; produk makanan lain</b>                                    | 101.25              | 2.70         | 113.83        | 2.38         | 104.74        | 2.92         | 97.98         | 2.83         |
|  | <i>Ready-made food &amp; other food products</i>   |                     |              |               |              |               |              |               |              |
|  | <b>0121 Jus buah-buahan &amp; sayur-sayuran</b>  | 0.74                | 0.02         | 1.15          | 0.03         | 0.28          | 0.01         | 0.67          | 0.02         |
|  | <i>Fruit &amp; vegetable juices</i>  |                     |              |               |              |               |              |               |              |
|  | <b>0122 Kopi &amp; pengganti kopi</b>  | 10.91               | 0.29         | 11.53         | 0.24         | 6.07          | 0.17         | 7.78          | 0.22         |
|  | <i>Coffee &amp; coffee substitutes</i>   |                     |              |               |              |               |              |               |              |
|  | <b>0123 Teh, mate' &amp; produk tumbuhan lain untuk seduhan</b>                                | 5.11                | 0.14         | 5.37          | 0.11         | 4.16          | 0.11         | 5.11          | 0.15         |
|  | <i>Tea, maté &amp; other plant products for infusion</i>                                       |                     |              |               |              |               |              |               |              |
|  | <b>0124 Minuman koko</b>   | 9.65                | 0.26         | 11.20         | 0.23         | 6.73          | 0.19         | 11.32         | 0.33         |
|  | <i>Cocoa drinks</i>  |                     |              |               |              |               |              |               |              |
|  | <b>0125 Air</b>  | 5.20                | 0.14         | 1.31          | 0.03         | 1.10          | 0.03         | 2.98          | 0.09         |
|  | <i>Water</i>   |                     |              |               |              |               |              |               |              |
|  | <b>0126 Minuman ringan</b>   | 6.05                | 0.16         | 2.53          | 0.05         | 2.50          | 0.07         | 3.71          | 0.11         |
|  | <i>Soft drinks</i>   |                     |              |               |              |               |              |               |              |
|  | <b>0129 Minuman tidak beralkohol lain</b>  | 7.62                | 0.21         | 6.43          | 0.13         | 7.14          | 0.20         | 5.80          | 0.17         |
|  | <i>Other non-alcoholic beverages</i>   |                     |              |               |              |               |              |               |              |
|  | <b>0130 Perkhidmatan pemprosesan barangan primer untuk makanan &amp; minuman bukan alkohol</b> | 0.06                | 0.00         | 0.00          | 0.00         | 0.01          | 0.00         | 0.00          | 0.00         |
|  | <i>Services for processing primary goods for food &amp; non-alcoholic beverages</i>            |                     |              |               |              |               |              |               |              |

Jadual 4.2: Komposisi perbelanjaan penggunaan isi rumah bulanan mengikut subkumpulan perbelanjaan, negeri dan strata, Malaysia, 2024 (samb.)

Table 4.2: Composition of monthly household consumption expenditure by subgroups of expenditure, state and strata, Malaysia, 2024 (cont'd)

| Subkumpulan perbelanjaan<br>Subgroups of expenditure |   | Luar Bandar / Rural |              |               |              |               |              |               |              |
|--|---|---------------------|--------------|---------------|--------------|---------------|--------------|---------------|--------------|
|  |   | Jumlah<br>Total     |              | Johor         |              | Kedah         |              | Kelantan      |              |
|  |   | (RM)                | (%)          | (RM)          | (%)          | (RM)          | (%)          | (RM)          | (%)          |
| <b>Kumpulan</b>                                      | <b>02 Minuman Alkohol dan</b>   | <b>83.71</b>        | <b>2.23</b>  | <b>106.05</b> | <b>2.22</b>  | <b>60.24</b>  | <b>1.68</b>  | <b>68.49</b>  | <b>1.98</b>  |
| <i>Group</i>   | <b>Tembakau</b><br><i>Alcoholic Beverages and Tobacco</i>   |                     |              |               |              |               |              |               |              |
|  | <b>0211 Arak &amp; minuman keras</b><br><i>Spirits &amp; liquors</i>  | 1.43                | 0.04         | 3.20          | 0.07         | 0.70          | 0.02         | 0.27          | 0.01         |
|  | <b>0212 Wain</b><br><i>Wine</i>   | 2.07                | 0.06         | 1.08          | 0.02         | 0.47          | 0.01         | 0.14          | 0.00         |
|  | <b>0213 Bir</b><br><i>Beer</i>  | 16.32               | 0.43         | 20.31         | 0.43         | 2.87          | 0.08         | 0.44          | 0.01         |
|  | <b>0219 Minuman beralkohol lain</b><br><i>Other alcoholic beverages</i>   | 0.20                | 0.01         | 0.06          | 0.00         | -             | -            | 0.00          | 0.00         |
|  | <b>0220 Perkhidmatan penghasilan alkohol</b><br><i>Alcohol production services</i>  | 0.01                | 0.00         | 0.00          | 0.00         | -             | -            | 0.06          | 0.00         |
|  | <b>0230 Tembakau</b><br><i>Tobacco</i>  | 63.57               | 1.69         | 81.31         | 1.70         | 56.17         | 1.57         | 67.58         | 1.95         |
|  | <b>0240 Lain-lain</b><br><i>Others</i>  | 0.11                | 0.00         | 0.09          | 0.00         | 0.03          | 0.00         | 0.00          | 0.00         |
| <b>Kumpulan</b>                                      | <b>03 Pakaian dan Kasut</b>   | <b>121.32</b>       | <b>3.24</b>  | <b>147.63</b> | <b>3.09</b>  | <b>169.52</b> | <b>4.72</b>  | <b>104.33</b> | <b>3.01</b>  |
| <i>Group</i>   | <i>Clothing and Footwear</i>  |                     |              |               |              |               |              |               |              |
|  | <b>0311 Material pakaian</b><br><i>Clothing materials</i>   | 0.73                | 0.02         | 0.45          | 0.01         | 0.59          | 0.02         | 1.03          | 0.03         |
|  | <b>0312 Pakaian</b><br><i>Garments</i>  | 88.42               | 2.36         | 108.76        | 2.27         | 126.25        | 3.52         | 76.32         | 2.20         |
|  | <b>0313 Lain-lain jenis pakaian &amp; aksesori pakaian</b><br><i>Other articles of clothing &amp; clothing accessories</i>          | 8.03                | 0.21         | 9.82          | 0.21         | 13.75         | 0.38         | 7.77          | 0.22         |
|  | <b>0314 Pencucian, pembaikan, menjahit &amp; sewa pakaian</b><br><i>Cleaning, repair, tailoring &amp; hire of clothing</i>          | 2.86                | 0.08         | 2.80          | 0.06         | 2.48          | 0.07         | 3.20          | 0.09         |
|  | <b>0321 Kasut &amp; lain-lain jenis alas kaki</b><br><i>Shoes &amp; other footwear</i>  | 20.97               | 0.56         | 25.64         | 0.54         | 26.26         | 0.73         | 15.97         | 0.46         |
|  | <b>0322 Pencucian, pembaikan &amp; sewa kasut</b><br><i>Cleaning, repair &amp; hire of footwear</i>                                 | 0.31                | 0.01         | 0.16          | 0.00         | 0.20          | 0.01         | 0.05          | 0.00         |
| <b>Kumpulan</b>                                      | <b>04 Perumahan, Air, Elektrik, Gas dan Bahan Api Lain</b>  | <b>760.20</b>       | <b>20.27</b> | <b>923.72</b> | <b>19.31</b> | <b>626.47</b> | <b>17.46</b> | <b>627.59</b> | <b>18.11</b> |
| <i>Group</i>   | <i>Housing, Water, Electricity, Gas and Other Fuels</i>   |                     |              |               |              |               |              |               |              |
|  | <b>0411 Sewa sebenar yang dibayar oleh penyewa untuk kediaman utama</b><br><i>Actual rentals paid by tenants for main residence</i> | 52.63               | 1.40         | 56.50         | 1.18         | 22.08         | 0.62         | 36.08         | 1.04         |
|  | <b>0412 Lain-lain sewa sebenar</b><br><i>Other actual rentals</i>   | 1.88                | 0.05         | 0.00          | 0.00         | -             | -            | 0.44          | 0.01         |

Jadual 4.2: Komposisi perbelanjaan penggunaan isi rumah bulanan mengikut subkumpulan perbelanjaan, negeri dan strata, Malaysia, 2024 (samb.)

Table 4.2: Composition of monthly household consumption expenditure by subgroups of expenditure, state and strata, Malaysia, 2024 (cont'd)

| Subkumpulan perbelanjaan<br>Subgroups of expenditure  | Luar Bandar / Rural |             |               |             |               |             |               |             |
|---|---------------------|-------------|---------------|-------------|---------------|-------------|---------------|-------------|
|   | Jumlah<br>Total     |             | Johor         |             | Kedah         |             | Kelantan      |             |
|   | (RM)                | (%)         | (RM)          | (%)         | (RM)          | (%)         | (RM)          | (%)         |
| 0421 Sewa dinilai untuk kediaman utama<br><i>Imputed rentals of owner-occupiers for main residence</i>  | 498.21              | 13.28       | 583.68        | 12.20       | 399.98        | 11.14       | 392.00        | 11.31       |
| 0422 Lain-lain sewa dinilai<br><i>Other imputed rentals</i>   | 1.37                | 0.04        | 0.78          | 0.02        | -             | -           | 1.09          | 0.03        |
| 0431 Kelengkapan keselamatan & bahan-bahan untuk pembaikan & penyelenggaraan rumah kediaman<br><i>Security equipment &amp; materials for the maintenance &amp; repair of the dwelling</i> | 15.54               | 0.41        | 17.17         | 0.36        | 7.02          | 0.20        | 17.16         | 0.50        |
| 0432 Bayaran perkhidmatan penyelenggaraan, pembaikan & keselamatan rumah kediaman<br><i>Services for the maintenance, repair &amp; security of the dwelling</i>                           | 16.98               | 0.45        | 23.64         | 0.50        | 27.24         | 0.76        | 26.71         | 0.77        |
| 0441 Bekalan air<br><i>Water supply</i>   | 39.03               | 1.04        | 63.06         | 1.32        | 39.59         | 1.10        | 29.43         | 0.85        |
| 0442 Kutipan sampah<br><i>Refuse collection</i>   | 0.66                | 0.02        | 0.90          | 0.02        | 0.03          | 0.00        | 0.23          | 0.01        |
| 0443 Pembentungan<br><i>Sewage collection</i>   | 1.71                | 0.05        | 3.96          | 0.08        | 0.59          | 0.02        | -             | -           |
| 0444 Perkhidmatan lain berkaitan rumah kediaman<br><i>Other services relating to the dwelling n.e.c</i>   | 0.55                | 0.01        | 0.01          | 0.00        | 1.50          | 0.04        | 0.22          | 0.01        |
| 0451 Bekalan elektrik<br><i>Electricity</i>   | 109.82              | 2.93        | 145.84        | 3.05        | 108.94        | 3.04        | 110.33        | 3.18        |
| 0452 Gas<br><i>Gas</i>  | 20.95               | 0.56        | 27.85         | 0.58        | 19.28         | 0.54        | 13.50         | 0.39        |
| 0453 Bahan api cecair<br><i>Liquid fuels</i>  | 0.18                | 0.01        | 0.17          | 0.00        | 0.05          | 0.00        | 0.05          | 0.00        |
| 0454 Bahan api pepejal<br><i>Solid fuels</i>  | 0.69                | 0.02        | 0.16          | 0.00        | 0.17          | 0.00        | 0.36          | 0.01        |
| 0455 Lain lain bahan tenaga untuk pemanasan & penyejukan<br><i>Other energy for heating &amp; cooling</i>   | 0.00                | 0.00        | 0.00          | 0.00        | -             | -           | -             | -           |
| <b>Kumpulan 05 Hiasan, Perkakasan dan Penyelenggaraan Isi Rumah</b><br><i>Group Furnishings, Household Equipment and Routine Household Maintenance</i>                                    | <b>162.64</b>       | <b>4.34</b> | <b>203.74</b> | <b>4.26</b> | <b>163.62</b> | <b>4.56</b> | <b>125.71</b> | <b>3.63</b> |
| 0511 Perabot, kelengkapan & permaidani<br><i>Furniture, furnishings &amp; loose carpets</i>   | 42.98               | 1.15        | 50.82         | 1.06        | 54.10         | 1.51        | 26.16         | 0.75        |
| 0512 Pembaikan, pemasangan & sewa perabot, kelengkapan & permaidani<br><i>Repair, installation &amp; hire of furniture, furnishings &amp; loose carpets</i>                               | 1.35                | 0.04        | 1.41          | 0.03        | 0.35          | 0.01        | 2.07          | 0.06        |
| 0521 Tekstil isi rumah<br><i>Household textiles</i>   | 8.67                | 0.23        | 12.85         | 0.27        | 13.03         | 0.36        | 5.63          | 0.16        |

Jadual 4.2: Komposisi perbelanjaan penggunaan isi rumah bulanan mengikut subkumpulan perbelanjaan, negeri dan strata, Malaysia, 2024 (samb.)

Table 4.2: Composition of monthly household consumption expenditure by subgroups of expenditure, state and strata, Malaysia, 2024 (cont'd)

| Subkumpulan perbelanjaan<br>Subgroups of expenditure  | Luar Bandar / Rural |             |               |             |               |             |              |             |
|---|---------------------|-------------|---------------|-------------|---------------|-------------|--------------|-------------|
|   | Jumlah<br>Total     |             | Johor         |             | Kedah         |             | Kelantan     |             |
|   | (RM)                | (%)         | (RM)          | (%)         | (RM)          | (%)         | (RM)         | (%)         |
| <b>0522</b> Pembaikan, sewa & khidmat jahitan tekstil isi rumah<br><i>Repair, hire &amp; sewing services of household textiles</i>                              | 0.11                | 0.00        | 0.00          | 0.00        | 0.10          | 0.00        | 0.19         | 0.01        |
| <b>0531</b> Perkakasan utama isi rumah sama ada elektrik atau bukan elektrik<br><i>Major household appliances, whether electric or not</i>                      | 19.84               | 0.53        | 22.14         | 0.46        | 18.33         | 0.51        | 13.00        | 0.38        |
| <b>0532</b> Kelengkapan elektrik kecil isi rumah<br><i>Small household appliances</i>   | 6.23                | 0.17        | 7.82          | 0.16        | 6.51          | 0.18        | 3.54         | 0.10        |
| <b>0533</b> Pembaikan, pemasangan & sewa perkakas isi rumah<br><i>Repair, installation &amp; hire of household appliances</i>                                   | 8.48                | 0.23        | 13.25         | 0.28        | 3.58          | 0.10        | 10.06        | 0.29        |
| <b>0540</b> Barang kaca, pinggan mangkuk & peralatan dapur isi rumah<br><i>Glassware, tableware &amp; household utensils</i>                                    | 5.48                | 0.14        | 7.48          | 0.16        | 7.02          | 0.20        | 3.18         | 0.09        |
| <b>0551</b> Alat-alat & peralatan bermotor<br><i>Motorized tools &amp; equipment</i>  | 2.97                | 0.08        | 2.99          | 0.06        | 2.75          | 0.08        | 3.08         | 0.09        |
| <b>0552</b> Alat-alat tidak bermotor & pelbagai aksesori<br><i>Non-motorized tools &amp; miscellaneous accessories</i>  | 2.54                | 0.07        | 3.18          | 0.07        | 2.35          | 0.06        | 1.85         | 0.05        |
| <b>0553</b> Pembaikan & sewa alat-alat & peralatan bermotor & tidak bermotor<br><i>Repair &amp; hire of motorized &amp; non-motorized tools &amp; equipment</i> | 0.18                | 0.00        | 0.50          | 0.01        | 0.37          | 0.01        | 0.15         | 0.00        |
| <b>0561</b> Barang-barang isi rumah tidak tahan lama<br><i>Non-durable household goods</i>  | 50.87               | 1.36        | 59.48         | 1.24        | 47.38         | 1.32        | 44.31        | 1.28        |
| <b>0562</b> Perkhidmatan domestik & perkhidmatan urusan rumah tangga<br><i>Domestic services &amp; household services</i>                                       | 12.94               | 0.34        | 21.82         | 0.46        | 7.75          | 0.22        | 12.50        | 0.36        |
| <b>Kumpulan 06 Kesihatan</b><br><i>Group Health</i>   | <b>100.54</b>       | <b>2.68</b> | <b>192.85</b> | <b>4.03</b> | <b>103.93</b> | <b>2.90</b> | <b>55.89</b> | <b>1.61</b> |
| <b>0611</b> Ubat-ubatan<br><i>Medicines</i>   | 52.23               | 1.39        | 117.39        | 2.45        | 55.79         | 1.55        | 26.31        | 0.76        |
| <b>0612</b> Produk perubatan<br><i>Medical products</i>   | 10.36               | 0.28        | 19.63         | 0.41        | 11.04         | 0.31        | 4.13         | 0.12        |
| <b>0613</b> Produk bantu<br><i>Assistive products</i>   | 10.79               | 0.29        | 14.50         | 0.30        | 10.12         | 0.28        | 7.92         | 0.23        |
| <b>0614</b> Membaiki, menyewa & menyelenggara produk perubatan & bantuan<br><i>Repair, rental &amp; maintenance of medical &amp; assistive products</i>         | 0.15                | 0.01        | 0.29          | 0.01        | 0.11          | 0.00        | 0.03         | 0.00        |
| <b>0621</b> Perkhidmatan penjagaan pencegahan<br><i>Preventive care services</i>  | 0.53                | 0.02        | 0.96          | 0.02        | 0.23          | 0.01        | 0.10         | 0.00        |
| <b>0622</b> Perkhidmatan pergigian pesakit luar<br><i>Outpatient dental services</i>  | 9.52                | 0.25        | 17.55         | 0.37        | 6.30          | 0.18        | 6.81         | 0.20        |

Jadual 4.2: Komposisi perbelanjaan penggunaan isi rumah bulanan mengikut subkumpulan perbelanjaan, negeri dan strata, Malaysia, 2024 (samb.)

Table 4.2: Composition of monthly household consumption expenditure by subgroups of expenditure, state and strata, Malaysia, 2024 (cont'd)

| Subkumpulan perbelanjaan<br>Subgroups of expenditure |  | Luar Bandar / Rural |              |               |              |               |              |               |              |
|--|--|---------------------|--------------|---------------|--------------|---------------|--------------|---------------|--------------|
|  |  | Jumlah<br>Total     |              | Johor         |              | Kedah         |              | Kelantan      |              |
|  |  | (RM)                | (%)          | (RM)          | (%)          | (RM)          | (%)          | (RM)          | (%)          |
| 0623   | Perkhidmatan rawatan pesakit luar yang lain (tidak termasuk perkhidmatan pergigian)<br><i>Other outpatient care services (excluding preventive &amp; dental)</i> | 14.01               | 0.37         | 19.63         | 0.41         | 18.41         | 0.51         | 9.32          | 0.27         |
| 0631   | Perkhidmatan kuratif & pemulihan pesakit dalam<br><i>Inpatient curative &amp; rehabilitative</i>   | 2.25                | 0.06         | 2.19          | 0.05         | 1.43          | 0.04         | 0.97          | 0.03         |
| 0632   | Perkhidmatan rawatan jangka panjang pesakit dalam<br><i>Inpatient long term care services</i>  | 0.12                | 0.00         | 0.13          | 0.00         | 0.31          | 0.01         | 0.06          | 0.00         |
| 0641   | Perkhidmatan pengimejan diagnostik & perkhidmatan makmal perubatan<br><i>Diagnostic imaging services &amp; medical laboratory services</i>                       | 0.48                | 0.01         | 0.37          | 0.01         | 0.19          | 0.01         | 0.08          | 0.00         |
| 0642   | Perkhidmatan pengangkutan kecemasan pesakit & penyelamatan kecemasan<br><i>Patient emergency transportation services &amp; emergency rescue</i>                  | 0.10                | 0.00         | 0.21          | 0.00         | -             | -            | 0.16          | 0.00         |
| 0643   | Perkhidmatan yang tidak dikelaskan di tempat lain<br><i>Services not classified elsewhere</i>  | 0.00                | 0.00         | 0.00          | 0.00         | -             | -            | -             | -            |
| <b>Kumpulan Group</b>                                | <b>07 Pengangkutan Transport</b>   | <b>435.44</b>       | <b>11.61</b> | <b>585.34</b> | <b>12.23</b> | <b>466.76</b> | <b>13.00</b> | <b>449.20</b> | <b>12.96</b> |
| 0711   | Motokar<br><i>Motor cars</i>   | 19.87               | 0.53         | 2.05          | 0.04         | 51.87         | 1.44         | 31.28         | 0.90         |
| 0712   | Motosikal<br><i>Motorcycles</i>  | 4.07                | 0.11         | 0.00          | 0.00         | 4.39          | 0.12         | 6.27          | 0.18         |
| 0713   | Basikal<br><i>Bicycles</i>   | 1.36                | 0.04         | 1.22          | 0.02         | 0.87          | 0.02         | 1.45          | 0.04         |
| 0721   | Alat ganti & aksesori untuk kelengkapan pengangkutan persendirian<br><i>Parts &amp; accessories for personal transport equipment</i>                             | 17.51               | 0.47         | 17.79         | 0.37         | 16.97         | 0.47         | 9.87          | 0.28         |
| 0722   | Bahan api & pelincir untuk kelengkapan pengangkutan persendirian<br><i>Fuels &amp; lubricants for personal transport equipment</i>                               | 262.96              | 7.01         | 403.42        | 8.43         | 259.60        | 7.24         | 304.72        | 8.79         |
| 0723   | Penyelenggaraan & pembaikan kelengkapan kenderaan persendirian<br><i>Maintenance &amp; repair of personal transport equipment</i>                                | 87.60               | 2.33         | 115.58        | 2.41         | 107.09        | 2.98         | 76.59         | 2.21         |
| 0724   | Perkhidmatan lain berkenaan kelengkapan pengangkutan persendirian<br><i>Other services in respect of personal transport equipment</i>                            | 11.78               | 0.31         | 12.83         | 0.27         | 18.02         | 0.50         | 9.95          | 0.29         |

Jadual 4.2: Komposisi perbelanjaan penggunaan isi rumah bulanan mengikut subkumpulan perbelanjaan, negeri dan strata, Malaysia, 2024 (samb.)

Table 4.2: Composition of monthly household consumption expenditure by subgroups of expenditure, state and strata, Malaysia, 2024 (cont'd)

| Subkumpulan perbelanjaan<br>Subgroups of expenditure   | Luar Bandar / Rural |             |               |             |               |             |               |             |
|--|---------------------|-------------|---------------|-------------|---------------|-------------|---------------|-------------|
|  | Jumlah<br>Total     |             | Johor         |             | Kedah         |             | Kelantan      |             |
|  | (RM)                | (%)         | (RM)          | (%)         | (RM)          | (%)         | (RM)          | (%)         |
| 0731 Pengangkutan penumpang menggunakan laluan rel<br><i>Passenger transport by railway</i>  | 0.34                | 0.01        | 0.01          | 0.00        | 0.82          | 0.02        | 0.07          | 0.00        |
| 0732 Pengangkutan penumpang menggunakan jalan raya<br><i>Passenger transport by road</i>   | 16.07               | 0.43        | 10.84         | 0.23        | 0.90          | 0.03        | 3.36          | 0.10        |
| 0733 Pengangkutan penumpang melalui udara<br><i>Passenger transport by air</i>   | 6.74                | 0.18        | 7.49          | 0.16        | 0.98          | 0.03        | 0.62          | 0.02        |
| 0734 Pengangkutan penumpang melalui laut & air daratan<br><i>Passenger transport by sea &amp; inland waterway</i>  | 1.46                | 0.04        | 1.28          | 0.03        | 0.77          | 0.02        | 0.36          | 0.01        |
| 0735 Pengangkutan penumpang gabungan<br><i>Combined passenger transport</i>  | 0.07                | 0.00        | 0.07          | 0.00        | -             | -           | -             | -           |
| 0736 Bayaran perkhidmatan pengangkutan lain<br><i>Other purchased transport services</i>   | 0.14                | 0.00        | 0.03          | 0.00        | 0.27          | 0.01        | -             | -           |
| 0741 Perkhidmatan pos & kurier<br><i>Postal &amp; courier services</i>   | 4.44                | 0.12        | 11.01         | 0.23        | 3.70          | 0.11        | 3.44          | 0.10        |
| 0749 Pengangkutan barang-barang lain<br><i>Other transport of goods</i>  | 1.03                | 0.03        | 1.72          | 0.04        | 0.50          | 0.01        | 1.22          | 0.04        |
| <b>Kumpulan 08 Maklumat dan Komunikasi</b><br><i>Group Information and Communication</i>   | <b>212.42</b>       | <b>5.66</b> | <b>293.03</b> | <b>6.12</b> | <b>200.54</b> | <b>5.59</b> | <b>167.48</b> | <b>4.83</b> |
| 0811 Peralatan telefon tetap<br><i>Fixed telephone equipment</i>   | 0.05                | 0.00        | 0.00          | 0.00        | 0.47          | 0.01        | -             | -           |
| 0812 Peralatan telefon bimbit<br><i>Mobile telephone equipment</i>   | 13.17               | 0.35        | 13.50         | 0.28        | 11.02         | 0.31        | 10.63         | 0.31        |
| 0813 Peralatan pemprosesan maklumat<br><i>Information processing equipment</i>   | 10.03               | 0.27        | 13.75         | 0.29        | 8.94          | 0.25        | 4.99          | 0.14        |
| 0814 Peralatan untuk penerimaan, rakaman & penghasilan suara & penglihatan<br><i>Equipment for the reception, recording &amp; reproduction of sound &amp; vision</i> | 5.70                | 0.15        | 7.62          | 0.16        | 5.02          | 0.14        | 2.32          | 0.07        |
| 0815 Media rakaman tidak direkod<br><i>Unrecorded recording media</i>  | 0.28                | 0.01        | 0.38          | 0.01        | 0.10          | 0.00        | 0.09          | 0.00        |
| 0819 Peralatan & aksesori maklumat & komunikasi lain<br><i>Other information &amp; communication equipment &amp; accessories</i>                                     | 5.28                | 0.14        | 6.33          | 0.13        | 5.25          | 0.15        | 3.00          | 0.09        |
| 0820 Perisian (tidak termasuk perisian permainan)<br><i>Software (excluding games)</i>   | 0.03                | 0.00        | 0.00          | 0.00        | -             | -           | 0.02          | 0.00        |
| 0831 Perkhidmatan komunikasi tetap<br><i>Fixed communication services</i>  | 1.53                | 0.04        | 1.38          | 0.03        | 0.84          | 0.02        | 1.94          | 0.06        |
| 0832 Perkhidmatan komunikasi mudah alih<br><i>Mobile communication services</i>  | 109.14              | 2.91        | 141.37        | 2.95        | 115.52        | 3.22        | 87.53         | 2.53        |

Jadual 4.2: Komposisi perbelanjaan penggunaan isi rumah bulanan mengikut subkumpulan perbelanjaan, negeri dan strata, Malaysia, 2024 (samb.)

Table 4.2: Composition of monthly household consumption expenditure by subgroups of expenditure, state and strata, Malaysia, 2024 (cont'd)

| Subkumpulan perbelanjaan<br>Subgroups of expenditure   | Luar Bandar / Rural |             |               |             |              |             |              |             |
|--|---------------------|-------------|---------------|-------------|--------------|-------------|--------------|-------------|
|  | Jumlah<br>Total     |             | Johor         |             | Kedah        |             | Kelantan     |             |
|  | (RM)                | (%)         | (RM)          | (%)         | (RM)         | (%)         | (RM)         | (%)         |
| 0833 Perkhidmatan penyediaan akses internet & net storage services<br><i>Internet access provision services &amp; net storage services</i>   | 21.21               | 0.57        | 44.63         | 0.93        | 19.88        | 0.55        | 19.16        | 0.55        |
| 0834 Perkhidmatan telekomunikasi gabungan<br><i>Bundled telecommunication services</i>   | 16.23               | 0.43        | 13.75         | 0.29        | 11.71        | 0.33        | 13.92        | 0.40        |
| 0835 Pembaikan & sewaan peralatan maklumat & komunikasi<br><i>Repair &amp; rental of information &amp; communication equipment</i>   | 1.19                | 0.03        | 1.09          | 0.02        | 1.61         | 0.04        | 1.03         | 0.03        |
| 0839 Perkhidmatan maklumat & komunikasi lain<br><i>Other information &amp; communication services</i>  | 28.58               | 0.76        | 49.23         | 1.03        | 20.13        | 0.56        | 22.86        | 0.66        |
| <b>Kumpulan 09</b> <b>Rekreasi, Sukan dan Kebudayaan</b><br><i>Group Recreation, Sport and Culture</i>   | <b>90.01</b>        | <b>2.40</b> | <b>135.19</b> | <b>2.82</b> | <b>68.58</b> | <b>1.91</b> | <b>53.51</b> | <b>1.54</b> |
| 0911 Peralatan fotografi & kelengkapan sinematografi & alatan optik<br><i>Photographic &amp; cinematographic equipment &amp; optical instruments</i>                                       | 0.80                | 0.02        | 0.88          | 0.02        | 0.19         | 0.02        | 0.13         | 0.08        |
| 0912 Barang-barang tahan lama utama untuk rekreasi<br><i>Major durables for recreation</i>   | 0.99                | 0.03        | 0.56          | 0.01        | 0.43         | 0.01        | 0.29         | 0.01        |
| 0921 Permainan, mainan & hobi<br><i>Games, toys &amp; hobbies</i>  | 7.77                | 0.21        | 8.18          | 0.17        | 4.40         | 0.12        | 3.98         | 0.11        |
| 0922 Kelengkapan untuk bersukan, perkhemahan & rekreasi terbuka<br><i>Equipment for sport, camping &amp; open-air recreation</i>   | 2.95                | 0.08        | 3.42          | 0.07        | 1.90         | 0.05        | 1.21         | 0.04        |
| 0931 Produk kebun, tanaman & bunga<br><i>Garden products, plants &amp; flowers</i>   | 7.76                | 0.21        | 15.78         | 0.33        | 7.21         | 0.20        | 4.56         | 0.13        |
| 0932 Binatang peliharaan & produk untuk binatang peliharaan<br><i>Pets &amp; products for pets</i>   | 13.72               | 0.37        | 17.92         | 0.37        | 9.06         | 0.25        | 13.80        | 0.40        |
| 0941 Sewa & pembaikan peralatan fotografi & kelengkapan sinematografi & alatan optik<br><i>Hire &amp; repair of photographic &amp; cinematographic equipment &amp; optical instruments</i> | 0.10                | 0.00        | 0.10          | 0.00        | 0.18         | 0.00        | 0.02         | 0.00        |
| 0942 Sewa, penyelenggaraan & pembaikan barang-barang tahan lama utama untuk rekreasi<br><i>Hire, maintenance &amp; repair of major durables for recreation</i>                             | 0.10                | 0.00        | 0.51          | 0.01        | -            | -           | 0.04         | 0.00        |
| 0943 Sewa & pembaikan permainan, mainan & hobi<br><i>Hire &amp; repair of games, toys &amp; hobbies</i>  | 0.18                | 0.01        | 0.30          | 0.01        | 0.01         | 0.00        | 0.13         | 0.00        |

Jadual 4.2: Komposisi perbelanjaan penggunaan isi rumah bulanan mengikut subkumpulan perbelanjaan, negeri dan strata, Malaysia, 2024 (samb.)

Table 4.2: Composition of monthly household consumption expenditure by subgroups of expenditure, state and strata, Malaysia, 2024 (cont'd)

| Subkumpulan perbelanjaan<br>Subgroups of expenditure  | Luar Bandar / Rural |             |              |             |              |             |              |             |
|---|---------------------|-------------|--------------|-------------|--------------|-------------|--------------|-------------|
|   | Jumlah<br>Total     |             | Johor        |             | Kedah        |             | Kelantan     |             |
|   | (RM)                | (%)         | (RM)         | (%)         | (RM)         | (%)         | (RM)         | (%)         |
| <b>0944 Sewa &amp; pembaikan kelengkapan untuk bersukan, perkhemahan &amp; rekreasi terbuka</b><br><i>Hire &amp; repair of equipment for sport, camping &amp; open air-recreation</i> | 0.18                | 0.01        | 0.46         | 0.01        | 0.07         | 0.00        | -            | -           |
| <b>0945 Veterinar &amp; lain-lain perkhidmatan untuk binatang peliharaan</b><br><i>Veterinary &amp; other services for pets</i>   | 1.52                | 0.04        | 3.52         | 0.07        | 1.35         | 0.04        | 0.70         | 0.02        |
| <b>0946 Perkhidmatan rekreasi &amp; sukan</b><br><i>Recreational &amp; sporting services</i>  | 9.90                | 0.26        | 20.86        | 0.43        | 8.43         | 0.24        | 3.94         | 0.11        |
| <b>0947 Permainan nasib</b><br><i>Games of chance</i>   | 7.91                | 0.21        | 10.44        | 0.22        | 0.85         | 0.02        | 0.02         | 0.00        |
| <b>0951 Alat muzik</b><br><i>Musical instruments</i>  | 0.35                | 0.01        | 0.26         | 0.01        | 0.13         | 0.00        | 0.09         | 0.00        |
| <b>0952 Media pandang dengar</b><br><i>Audio-visual media</i>   | 0.01                | 0.00        | 0.00         | 0.00        | 0.00         | 0.00        | 0.01         | 0.00        |
| <b>0961 Perkhidmatan yang disediakan oleh panggung wayang, teater &amp; tempat konsert</b><br><i>Services provided by cinemas, theatres &amp; concert venues</i>                      | 8.22                | 0.22        | 11.74        | 0.25        | 6.84         | 0.19        | 0.37         | 0.01        |
| <b>0962 Perkhidmatan yang disediakan oleh muzium, perpustakaan &amp; tapak kebudayaan</b><br><i>Services provided by museums, libraries &amp; cultural sites</i>                      | 2.74                | 0.07        | 6.46         | 0.14        | 1.60         | 0.04        | 0.65         | 0.02        |
| <b>0963 Perkhidmatan fotografi</b><br><i>Photographic services</i>  | 0.44                | 0.01        | 1.19         | 0.02        | 0.67         | 0.02        | 0.10         | 0.00        |
| <b>0969 Lain-lain perkhidmatan kebudayaan</b><br><i>Other cultural services</i>   | 0.01                | 0.00        | 0.03         | 0.00        | 0.01         | 0.00        | 0.01         | 0.00        |
| <b>0971 Buku</b><br><i>Books</i>  | 1.27                | 0.03        | 1.83         | 0.04        | 1.77         | 0.05        | 0.87         | 0.03        |
| <b>0972 Surat khabar &amp; bacaan berkala</b><br><i>Newspapers &amp; periodicals</i>  | 0.81                | 0.02        | 2.46         | 0.05        | 0.28         | 0.01        | 0.51         | 0.01        |
| <b>0973 Pelbagai perkara bercetak</b><br><i>Miscellaneous printed matter</i>  | 0.17                | 0.00        | 0.76         | 0.02        | 0.04         | 0.00        | 0.14         | 0.00        |
| <b>0974 Alat tulis &amp; bahan lukisan</b><br><i>Stationery &amp; drawing materials</i>   | 10.40               | 0.28        | 13.44        | 0.28        | 11.73        | 0.33        | 10.72        | 0.31        |
| <b>0980 Pakej percutian</b><br><i>Package holidays</i>  | 11.71               | 0.31        | 14.09        | 0.29        | 11.43        | 0.32        | 11.22        | 0.32        |
| <b>Kumpulan 10 Perkhidmatan Pendidikan</b><br><i>Group Education Services</i>   | <b>38.04</b>        | <b>1.01</b> | <b>53.49</b> | <b>1.12</b> | <b>44.30</b> | <b>1.23</b> | <b>36.53</b> | <b>1.05</b> |
| <b>1010 Pendidikan peringkat pra sekolah &amp; sekolah rendah</b><br><i>Pre-primary &amp; primary school education</i>  | 19.68               | 0.52        | 31.95        | 0.67        | 22.31        | 0.62        | 17.63        | 0.51        |
| <b>1020 Pendidikan peringkat menengah</b><br><i>Secondary education</i>   | 5.48                | 0.15        | 6.01         | 0.13        | 7.80         | 0.22        | 5.07         | 0.15        |

Jadual 4.2: Komposisi perbelanjaan penggunaan isi rumah bulanan mengikut subkumpulan perbelanjaan, negeri dan strata, Malaysia, 2024 (samb.)

Table 4.2: Composition of monthly household consumption expenditure by subgroups of expenditure, state and strata, Malaysia, 2024 (cont'd)

| Subkumpulan perbelanjaan<br>Subgroups of expenditure |   | Luar Bandar / Rural |              |               |              |               |              |               |              |
|--|---|---------------------|--------------|---------------|--------------|---------------|--------------|---------------|--------------|
|  |   | Jumlah<br>Total     |              | Johor         |              | Kedah         |              | Kelantan      |              |
|  |   | (RM)                | (%)          | (RM)          | (%)          | (RM)          | (%)          | (RM)          | (%)          |
| 1030   | Pendidikan peringkat lepasan menengah bukan tertiar<br><i>Post-secondary non-tertiary education</i>   | 2.21                | 0.06         | 1.47          | 0.03         | 1.57          | 0.04         | 3.07          | 0.09         |
| 1040   | Pendidikan peringkat diploma & ke atas<br><i>Diploma level education &amp; above</i>  | 1.94                | 0.05         | 1.29          | 0.03         | 2.38          | 0.07         | 2.29          | 0.07         |
| 1050   | Pendidikan yang tidak dikelaskan mengikut peringkat<br><i>Education not definable by level</i>  | 8.73                | 0.23         | 12.77         | 0.27         | 10.24         | 0.29         | 8.47          | 0.24         |
| <b>Kumpulan Group</b>                                | <b>11 Restoran dan Perkhidmatan Penginapan</b><br><i>Restaurants and Accommodation Services</i>   | <b>558.85</b>       | <b>14.90</b> | <b>721.13</b> | <b>15.07</b> | <b>591.90</b> | <b>16.50</b> | <b>665.06</b> | <b>19.19</b> |
| 1110   | Restoran, kafe, kantin, kafeteria, dewan makan & seumpamanya<br><i>Restaurants, cafés, canteens, cafeterias, refectories &amp; the like</i> | 537.69              | 14.34        | 696.58        | 14.56        | 566.91        | 15.80        | 643.97        | 18.58        |
| 1113   | Pembelian makanan dari lain-lain medium<br><i>Food purchase from other medium</i>   | 6.69                | 0.18         | 5.46          | 0.11         | 5.58          | 0.16         | 11.26         | 0.32         |
| 1120   | Perkhidmatan penginapan<br><i>Accommodation services</i>  | 14.47               | 0.38         | 19.09         | 0.40         | 19.41         | 0.54         | 9.84          | 0.28         |
| <b>Kumpulan Group</b>                                | <b>12 Insurans dan Perkhidmatan Kewangan</b><br><i>Insurance and Financial Services</i>   | <b>108.06</b>       | <b>2.88</b>  | <b>169.76</b> | <b>3.55</b>  | <b>102.48</b> | <b>2.86</b>  | <b>69.25</b>  | <b>2.00</b>  |
| 1211   | Insurans nyawa & kemalangan<br><i>Life &amp; accident insurance</i>   | 16.01               | 0.43         | 41.73         | 0.87         | 3.59          | 0.10         | 4.32          | 0.12         |
| 1212   | Insurans berkaitan dengan kesihatan<br><i>Insurance connected with health</i>   | 18.28               | 0.49         | 14.18         | 0.30         | 12.41         | 0.35         | 4.70          | 0.14         |
| 1213   | Insurans berkaitan dengan kediaman<br><i>Insurance connected with the dwelling</i>  | 0.11                | 0.00         | 0.04          | 0.00         | -             | -            | -             | -            |
| 1214   | Insurans berkaitan dengan pengangkutan<br><i>Insurance connected with transport</i>   | 66.61               | 1.78         | 111.54        | 2.33         | 80.51         | 2.23         | 54.49         | 1.57         |
| 1219   | Insurans lain<br><i>Other insurance</i>   | 1.55                | 0.04         | 1.17          | 0.03         | 2.36          | 0.06         | 0.38          | 0.01         |
| 1221   | Perkhidmatan perantaraan kewangan diukur secara tidak langsung<br><i>Financial intermediation services indirectly measured</i>              | 2.10                | 0.05         | 0.60          | 0.01         | 3.12          | 0.09         | 2.79          | 0.08         |
| 1222   | Caj eksplisit oleh syarikat pengambilan deposit<br><i>Explicit charges by deposit-taking corporations</i>                                   | 0.54                | 0.01         | 0.29          | 0.01         | 0.22          | 0.01         | 0.01          | 0.00         |
| 1229   | Perkhidmatan kewangan lain<br><i>Other financial services</i>   | 2.86                | 0.08         | 0.21          | 0.00         | 0.28          | 0.01         | 2.56          | 0.07         |

Jadual 4.2: Komposisi perbelanjaan penggunaan isi rumah bulanan mengikut subkumpulan perbelanjaan, negeri dan strata, Malaysia, 2024 (samb.)

Table 4.2: Composition of monthly household consumption expenditure by subgroups of expenditure, state and strata, Malaysia, 2024 (cont'd)

|   |  | Luar Bandar / Rural |               |                 |               |                 |               |                 |               |
|---|--|---------------------|---------------|-----------------|---------------|-----------------|---------------|-----------------|---------------|
|   |  | Jumlah Total        |               | Johor           |               | Kedah           |               | Kelantan        |               |
|   |  | (RM)                | (%)           | (RM)            | (%)           | (RM)            | (%)           | (RM)            | (%)           |
| <b>Kumpulan</b>   | <b>13 Penjagaan Diri, Perlindungan Sosial dan Pelbagai Barangan dan Perkhidmatan</b> | <b>215.08</b>       | <b>5.74</b>   | <b>287.08</b>   | <b>6.00</b>   | <b>185.42</b>   | <b>5.17</b>   | <b>218.71</b>   | <b>6.31</b>   |
| <i>Group</i>  | <i>Personal Care, Social Protection and Miscellaneous Goods and Services</i>         |                     |               |                 |               |                 |               |                 |               |
| <b>1311</b>   | <b>Perkakas elektrik untuk penjagaan diri</b>  | 1.99                | 0.05          | 1.01            | 0.02          | 0.85            | 0.02          | 0.71            | 0.02          |
|   | <i>Electric appliances for personal care</i>   |                     |               |                 |               |                 |               |                 |               |
| <b>1312</b>   | <b>Lain-lain perkakas, artikel &amp; produk untuk penjagaan diri</b>                 | 112.06              | 2.99          | 155.66          | 3.25          | 98.68           | 2.75          | 104.26          | 3.01          |
|   | <i>Other appliances, articles &amp; products for personal care</i>                   |                     |               |                 |               |                 |               |                 |               |
| <b>1313</b>   | <b>Salon dandanan rambut &amp; pusat dandanan peribadi</b>                           | 28.92               | 0.77          | 56.01           | 1.17          | 20.47           | 0.57          | 21.10           | 0.61          |
|   | <i>Hairdressing salons &amp; personal grooming establishments</i>                    |                     |               |                 |               |                 |               |                 |               |
| <b>1321</b>   | <b>Barang kemas &amp; jam tangan</b>   | 27.97               | 0.75          | 35.60           | 0.75          | 37.10           | 1.03          | 31.79           | 0.92          |
|   | <i>Jewellery &amp; watches</i>   |                     |               |                 |               |                 |               |                 |               |
| <b>1322</b>   | <b>Artikel pemujaan &amp; artikel untuk perayaan keagamaan &amp; ritual</b>          | 4.77                | 0.13          | 10.42           | 0.22          | 1.62            | 0.05          | 1.22            | 0.04          |
|   | <i>Devotional articles &amp; articles for religious &amp; ritual celebrations</i>    |                     |               |                 |               |                 |               |                 |               |
| <b>1329</b>   | <b>Barang peribadi lain yang tidak dikelaskan dimana-mana</b>                        | 8.45                | 0.23          | 5.94            | 0.13          | 10.03           | 0.28          | 7.96            | 0.23          |
|   | <i>Other personal effects n.e.c</i>  |                     |               |                 |               |                 |               |                 |               |
| <b>1330</b>   | <b>Perlindungan sosial</b>   | 1.67                | 0.04          | 0.21            | 0.00          | 0.88            | 0.02          | 1.19            | 0.03          |
|   | <i>Social protection</i>   |                     |               |                 |               |                 |               |                 |               |
| <b>1390</b>   | <b>Lain-lain perkhidmatan</b>  | 29.25               | 0.78          | 22.23           | 0.46          | 15.79           | 0.44          | 50.47           | 1.46          |
|   | <i>Other services</i>  |                     |               |                 |               |                 |               |                 |               |
| <b>Komposisi perbelanjaan penggunaan isi rumah bulanan (01-13)</b>      |  | <b>3,750.28</b>     | <b>100.00</b> | <b>4,784.40</b> | <b>100.00</b> | <b>3,588.09</b> | <b>100.00</b> | <b>3,465.86</b> | <b>100.00</b> |
| <i>Composition of monthly household consumption expenditure (01-13)</i> |  |                     |               |                 |               |                 |               |                 |               |

Jadual 4.2: Komposisi perbelanjaan penggunaan isi rumah bulanan mengikut subkumpulan perbelanjaan, negeri dan strata, Malaysia, 2024

Table 4.2: Composition of monthly household consumption expenditure by subgroups of expenditure, state and strata, Malaysia, 2024

| Subkumpulan perbelanjaan<br>Subgroups of expenditure |   | Luar Bandar / Rural |              |                 |              |               |              |               |              |
|--|---|---------------------|--------------|-----------------|--------------|---------------|--------------|---------------|--------------|
|  |   | Melaka              |              | Negeri Sembilan |              | Pahang        |              | Pulau Pinang  |              |
|  |   | (RM)                | (%)          | (RM)            | (%)          | (RM)          | (%)          | (RM)          | (%)          |
| <b>Kumpulan</b>                                      | <b>01 Makanan dan Minuman</b>   | <b>1,065.41</b>     | <b>21.16</b> | <b>831.75</b>   | <b>20.99</b> | <b>864.84</b> | <b>22.53</b> | <b>690.45</b> | <b>13.48</b> |
| <i>Group</i>   | <i>Food and Beverages</i>   |                     |              |                 |              |               |              |               |              |
| 0111   | Bijirin & produk bijirin<br><i>Cereals &amp; cereal products</i>  | 135.06              | 2.68         | 116.46          | 2.94         | 114.16        | 2.97         | 99.09         | 1.94         |
| 0112   | Haiwan hidup, daging & bahagian lain bagi haiwan darat yang disembelih<br><i>Live animals, meat &amp; other parts of slaughtered land animals</i>                     | 118.68              | 2.36         | 174.99          | 4.42         | 109.86        | 2.86         | 91.33         | 1.78         |
| 0113   | Ikan & makanan laut lain<br><i>Fish &amp; other seafood</i>   | 260.70              | 5.18         | 199.13          | 5.02         | 220.81        | 5.75         | 173.72        | 3.39         |
| 0114   | Susu, produk tenusu lain & telur<br><i>Milk, other dairy products &amp; eggs</i>  | 68.48               | 1.36         | 60.35           | 1.52         | 62.83         | 1.64         | 54.69         | 1.07         |
| 0115   | Minyak & lemak<br><i>Oils &amp; fats</i>  | 43.24               | 0.86         | 28.04           | 0.71         | 35.83         | 0.93         | 26.23         | 0.51         |
| 0116   | Buah-buahan & kacang<br><i>Fruits &amp; nuts</i>  | 73.57               | 1.46         | 34.75           | 0.88         | 54.70         | 1.43         | 50.38         | 0.98         |
| 0117   | Sayur-sayuran, ubi, plantain, pisang sayuran & kekacang<br><i>Vegetables, tubers, plantains, cooking bananas &amp; pulses</i>   | 127.13              | 2.53         | 68.30           | 1.72         | 99.91         | 2.60         | 71.19         | 1.39         |
| 0118   | Gula, manisan & pencuci mulut<br><i>Sugar, confectionery &amp; desserts</i>   | 37.47               | 0.74         | 19.65           | 0.50         | 26.50         | 0.69         | 18.73         | 0.37         |
| 0119   | Makanan sedia dimakan & produk makanan lain<br><i>Ready-made food &amp; other food products</i>   | 148.89              | 3.00         | 97.67           | 2.46         | 106.36        | 2.77         | 79.31         | 1.55         |
| 0121   | Jus buah-buahan & sayur-sayuran<br><i>Fruit &amp; vegetable juices</i>  | 3.33                | 0.07         | 0.58            | 0.01         | 0.97          | 0.03         | 0.77          | 0.01         |
| 0122   | Kopi & pengganti kopi<br><i>Coffee &amp; coffee substitutes</i>   | 10.12               | 0.20         | 7.33            | 0.18         | 7.24          | 0.19         | 5.33          | 0.10         |
| 0123   | Teh, mate' & produk tumbuhan lain untuk seduhan<br><i>Tea, maté &amp; other plant products for infusion</i>   | 5.79                | 0.12         | 3.97            | 0.10         | 5.94          | 0.16         | 2.95          | 0.06         |
| 0124   | Minuman koko<br><i>Cocoa drinks</i>   | 8.70                | 0.17         | 8.34            | 0.21         | 6.60          | 0.17         | 8.12          | 0.16         |
| 0125   | Air<br><i>Water</i>   | 1.57                | 0.03         | 1.18            | 0.03         | 1.28          | 0.03         | 0.69          | 0.01         |
| 0126   | Minuman ringan<br><i>Soft drinks</i>  | 7.77                | 0.15         | 3.54            | 0.09         | 4.17          | 0.11         | 3.52          | 0.07         |
| 0129   | Minuman tidak beralkohol lain<br><i>Other non-alcoholic beverages</i>   | 14.85               | 0.30         | 7.46            | 0.19         | 7.52          | 0.20         | 4.40          | 0.09         |
| 0130   | Perkhidmatan pemprosesan barangan primer untuk makanan & minuman bukan alkohol<br><i>Services for processing primary goods for food &amp; non-alcoholic beverages</i> | 0.06                | 0.00         | 0.01            | 0.00         | 0.16          | 0.00         | -             | -            |

Jadual 4.2: Komposisi perbelanjaan penggunaan isi rumah bulanan mengikut subkumpulan perbelanjaan, negeri dan strata, Malaysia, 2024 (samb.)

Table 4.2: Composition of monthly household consumption expenditure by subgroups of expenditure, state and strata, Malaysia, 2024 (cont'd)

| Subkumpulan perbelanjaan<br>Subgroups of expenditure |   | Luar Bandar / Rural |              |                 |              |               |              |               |              |
|--|---|---------------------|--------------|-----------------|--------------|---------------|--------------|---------------|--------------|
|  |   | Melaka              |              | Negeri Sembilan |              | Pahang        |              | Pulau Pinang  |              |
|  |   | (RM)                | (%)          | (RM)            | (%)          | (RM)          | (%)          | (RM)          | (%)          |
| <b>Kumpulan</b>                                      | <b>02 Minuman Alkohol dan</b>   | <b>93.32</b>        | <b>1.86</b>  | <b>122.77</b>   | <b>3.10</b>  | <b>87.60</b>  | <b>2.28</b>  | <b>79.87</b>  | <b>1.56</b>  |
| <i>Group</i>   | <b>Tembakau</b><br><i>Alcoholic Beverages and Tobacco</i>   |                     |              |                 |              |               |              |               |              |
|  | <b>0211 Arak &amp; minuman keras</b><br><i>Spirits &amp; liquors</i>  | 1.02                | 0.02         | 2.11            | 0.05         | 1.39          | 0.04         | -             | -            |
|  | <b>0212 Wain</b><br><i>Wine</i>   | 1.65                | 0.04         | 2.06            | 0.05         | 4.41          | 0.12         | 2.06          | 0.04         |
|  | <b>0213 Bir</b><br><i>Beer</i>  | 15.54               | 0.31         | 12.42           | 0.31         | 10.52         | 0.27         | 22.39         | 0.44         |
|  | <b>0219 Minuman beralkohol lain</b><br><i>Other alcoholic beverages</i>   | 0.00                | -            | 0.01            | 0.00         | 0.00          | 0.00         | -             | -            |
|  | <b>0220 Perkhidmatan penghasilan alkohol</b><br><i>Alcohol production services</i>  | 0.00                | -            | 0.00            | 0.00         | 0.00          | 0.00         | -             | -            |
|  | <b>0230 Tembakau</b><br><i>Tobacco</i>  | 75.07               | 1.49         | 106.16          | 2.68         | 71.10         | 1.85         | 54.86         | 1.07         |
|  | <b>0240 Lain-lain</b><br><i>Others</i>  | 0.04                | 0.00         | 0.01            | 0.00         | 0.18          | 0.00         | 0.56          | 0.01         |
| <b>Kumpulan</b>                                      | <b>03 Pakaian dan Kasut</b>   | <b>246.07</b>       | <b>4.89</b>  | <b>102.82</b>   | <b>2.59</b>  | <b>115.50</b> | <b>3.01</b>  | <b>178.03</b> | <b>3.48</b>  |
| <i>Group</i>   | <i>Clothing and Footwear</i>  |                     |              |                 |              |               |              |               |              |
|  | <b>0311 Material pakaian</b><br><i>Clothing materials</i>   | 2.48                | 0.05         | 0.56            | 0.01         | 0.23          | 0.01         | 0.68          | 0.01         |
|  | <b>0312 Pakaian</b><br><i>Garments</i>  | 180.87              | 3.60         | 77.36           | 1.95         | 87.28         | 2.27         | 130.19        | 2.54         |
|  | <b>0313 Lain-lain jenis pakaian &amp; aksesori pakaian</b><br><i>Other articles of clothing &amp; clothing accessories</i>          | 16.67               | 0.33         | 6.56            | 0.17         | 7.40          | 0.19         | 8.53          | 0.17         |
|  | <b>0314 Pencucian, pembaikan, menjahit &amp; sewa pakaian</b><br><i>Cleaning, repair, tailoring &amp; hire of clothing</i>          | 3.41                | 0.07         | 1.16            | 0.03         | 1.83          | 0.05         | 4.24          | 0.08         |
|  | <b>0321 Kasut &amp; lain-lain jenis alas kaki</b><br><i>Shoes &amp; other footwear</i>  | 42.17               | 0.84         | 17.07           | 0.43         | 18.51         | 0.48         | 33.97         | 0.67         |
|  | <b>0322 Pencucian, pembaikan &amp; sewa kasut</b><br><i>Cleaning, repair &amp; hire of footwear</i>                                 | 0.47                | 0.00         | 0.11            | 0.00         | 0.20          | 0.00         | 0.42          | 0.01         |
| <b>Kumpulan</b>                                      | <b>04 Perumahan, Air, Elektrik, Gas dan Bahan Api Lain</b>  | <b>944.51</b>       | <b>18.76</b> | <b>784.38</b>   | <b>19.79</b> | <b>735.36</b> | <b>19.16</b> | <b>970.69</b> | <b>18.96</b> |
| <i>Group</i>   | <i>Housing, Water, Electricity, Gas and Other Fuels</i>   |                     |              |                 |              |               |              |               |              |
|  | <b>0411 Sewa sebenar yang dibayar oleh penyewa untuk kediaman utama</b><br><i>Actual rentals paid by tenants for main residence</i> | 81.18               | 1.61         | 74.51           | 1.88         | 63.22         | 1.65         | 69.27         | 1.35         |
|  | <b>0412 Lain-lain sewa sebenar</b><br><i>Other actual rentals</i>   | 5.34                | 0.11         | 0.00            | 0.00         | 0.53          | 0.01         | -             | -            |

Jadual 4.2: Komposisi perbelanjaan penggunaan isi rumah bulanan mengikut subkumpulan perbelanjaan, negeri dan strata, Malaysia, 2024 (samb.)

Table 4.2: Composition of monthly household consumption expenditure by subgroups of expenditure, state and strata, Malaysia, 2024 (cont'd)

| Subkumpulan perbelanjaan<br>Subgroups of expenditure  | Luar Bandar / Rural |             |                 |             |               |             |               |             |
|---|---------------------|-------------|-----------------|-------------|---------------|-------------|---------------|-------------|
|   | Melaka              |             | Negeri Sembilan |             | Pahang        |             | Pulau Pinang  |             |
|   | (RM)                | (%)         | (RM)            | (%)         | (RM)          | (%)         | (RM)          | (%)         |
| 0421 Sewa dinilai untuk kediaman utama<br><i>Imputed rentals of owner-occupiers for main residence</i>  | 512.81              | 10.19       | 467.54          | 11.80       | 448.62        | 11.69       | 635.81        | 12.42       |
| 0422 Lain-lain sewa dinilai<br><i>Other imputed rentals</i>   | 3.68                | 0.70        | 14.34           | 0.36        | 0.00          | 0.00        | -             | -           |
| 0431 Kelengkapan keselamatan & bahan-bahan untuk pembaikan & penyelenggaraan rumah kediaman<br><i>Security equipment &amp; materials for the maintenance &amp; repair of the dwelling</i> | 60.10               | 1.19        | 8.30            | 0.21        | 32.96         | 0.86        | 21.50         | 0.42        |
| 0432 Bayaran perkhidmatan penyelenggaraan, pembaikan & keselamatan rumah kediaman<br><i>Services for the maintenance, repair &amp; security of the dwelling</i>                           | 58.58               | 1.16        | 26.07           | 0.66        | 5.53          | 0.14        | 22.49         | 0.44        |
| 0441 Bekalan air<br><i>Water supply</i>   | 51.04               | 1.01        | 42.40           | 1.07        | 38.58         | 1.00        | 62.31         | 1.22        |
| 0442 Kutipan sampah<br><i>Refuse collection</i>   |                     |             | 1.79            | 0.05        | 2.75          | 0.07        | 0.77          | 0.01        |
| 0443 Pembentungan<br><i>Sewage collection</i>   | 1.58                | 0.03        | 3.41            | 0.09        | 0.74          | 0.02        | 6.56          | 0.13        |
| 0444 Perkhidmatan lain berkaitan rumah kediaman<br><i>Other services relating to the dwelling n.e.c</i>   |                     |             | 0.30            | 0.01        | 1.48          | 0.04        | 0.25          | 0.01        |
| 0451 Bekalan elektrik<br><i>Electricity</i>   | 155.81              | 3.09        | 132.79          | 3.35        | 116.57        | 3.04        | 142.42        | 2.78        |
| 0452 Gas<br><i>Gas</i>  | 13.65               | 0.27        | 12.28           | 0.31        | 23.30         | 0.61        | 8.85          | 0.17        |
| 0453 Bahan api cecair<br><i>Liquid fuels</i>  | 0.64                | 0.10        | 0.35            | 0.01        | 0.63          | 0.02        | 0.38          | 0.01        |
| 0454 Bahan api pepejal<br><i>Solid fuels</i>  | 0.11                | 0.00        | 0.29            | 0.01        | 0.45          | 0.01        | 0.08          | 0.00        |
| 0455 Lain lain bahan tenaga untuk pemanasan & penyejukan<br><i>Other energy for heating &amp; cooling</i>   | -                   | -           | 0.00            | 0.00        | 0.00          | 0.00        | -             | -           |
| <b>Kumpulan 05 Hiasan, Perkakasan dan Penyelenggaraan Isi Rumah</b><br><i>Group Furnishings, Household Equipment and Routine Household Maintenance</i>                                    | <b>272.58</b>       | <b>5.42</b> | <b>172.12</b>   | <b>4.34</b> | <b>188.17</b> | <b>4.90</b> | <b>231.65</b> | <b>4.52</b> |
| 0511 Perabot, kelengkapan & permaidani<br><i>Furniture, furnishings &amp; loose carpets</i>   | 93.81               | 1.86        | 36.67           | 0.93        | 50.88         | 1.33        | 97.85         | 1.91        |
| 0512 Pembaikan, pemasangan & sewa perabot, kelengkapan & permaidani<br><i>Repair, installation &amp; hire of furniture, furnishings &amp; loose carpets</i>                               | 0.30                | 0.01        | 0.06            | 0.00        | 5.11          | 0.13        | -             | -           |
| 0521 Tekstil isi rumah<br><i>Household textiles</i>   | 21.45               | 0.42        | 5.13            | 0.13        | 6.77          | 0.18        | 12.93         | 0.25        |

Jadual 4.2: Komposisi perbelanjaan penggunaan isi rumah bulanan mengikut subkumpulan perbelanjaan, negeri dan strata, Malaysia, 2024 (samb.)

Table 4.2: Composition of monthly household consumption expenditure by subgroups of expenditure, state and strata, Malaysia, 2024 (cont'd)

| Subkumpulan perbelanjaan<br>Subgroups of expenditure<br>(RM) |   | Luar Bandar / Rural |             |                 |             |               |             |               |             |
|--|---|---------------------|-------------|-----------------|-------------|---------------|-------------|---------------|-------------|
|  |   | Melaka              |             | Negeri Sembilan |             | Pahang        |             | Pulau Pinang  |             |
|  |   | (%)                 | (RM)        | (%)             | (RM)        | (%)           | (RM)        | (%)           | (RM)        |
| 0522   | Pembaikan, sewa & khidmat jahitan tekstil isi rumah<br><i>Repair, hire &amp; sewing services of household textiles</i>                              | -                   | -           | 0.00            | 0.00        | 0.05          | 0.00        | 1.05          | 0.02        |
| 0531   | Perkakasan utama isi rumah sama ada elektrik atau bukan elektrik<br><i>Major household appliances, whether electric or not</i>                      | 32.85               | 0.65        | 22.90           | 0.58        | 25.48         | 0.66        | 36.37         | 0.71        |
| 0532   | Kelengkapan elektrik kecil isi rumah<br><i>Small household appliances</i>   | 17.98               | 0.36        | 5.80            | 0.15        | 6.25          | 0.16        | 8.69          | 0.17        |
| 0533   | Pembaikan, pemasangan & sewa perkakas isi rumah<br><i>Repair, installation &amp; hire of household appliances</i>                                   | 6.42                | 0.13        | 18.82           | 0.47        | 14.70         | 0.38        | 7.15          | 0.14        |
| 0540   | Barang kaca, pinggan mangkuk & peralatan dapur isi rumah<br><i>Glassware, tableware &amp; household utensils</i>                                    | 8.97                | 0.18        | 4.56            | 0.12        | 5.89          | 0.15        | 6.25          | 0.12        |
| 0551   | Alat-alat & peralatan bermotor<br><i>Motorized tools &amp; equipment</i>  | 3.42                | 0.07        | 3.54            | 0.09        | 3.71          | 0.10        | 1.80          | 0.04        |
| 0552   | Alat-alat tidak bermotor & pelbagai aksesori<br><i>Non-motorized tools &amp; miscellaneous accessories</i>  | 5.86                | 0.12        | 2.60            | 0.07        | 3.38          | 0.09        | 1.68          | 0.03        |
| 0553   | Pembaikan & sewa alat-alat & peralatan bermotor & tidak bermotor<br><i>Repair &amp; hire of motorized &amp; non-motorized tools &amp; equipment</i> | -                   | -           | 0.27            | 0.01        | 0.04          | 0.00        | 0.37          | 0.01        |
| 0561   | Barang-barang isi rumah tidak tahan lama<br><i>Non-durable household goods</i>  | 59.22               | 1.18        | 47.35           | 1.19        | 55.31         | 1.44        | 40.90         | 0.80        |
| 0562   | Perkhidmatan domestik & perkhidmatan urusan rumah tangga<br><i>Domestic services &amp; household services</i>                                       | 22.31               | 0.44        | 24.41           | 0.62        | 10.60         | 0.28        | 16.61         | 0.32        |
| <b>Kumpulan</b>  | <b>06 Kesihatan</b>   | <b>152.09</b>       | <b>3.02</b> | <b>120.37</b>   | <b>3.04</b> | <b>106.86</b> | <b>2.78</b> | <b>137.01</b> | <b>2.68</b> |
| <i>Group</i>   | <i>Health</i>   |                     |             |                 |             |               |             |               |             |
| 0611   | Ubat-ubatan<br><i>Medicines</i>   | 58.92               | 1.17        | 55.71           | 1.41        | 62.44         | 1.62        | 48.84         | 0.95        |
| 0612   | Produk perubatan<br><i>Medical products</i>   | 14.09               | 0.28        | 14.86           | 0.37        | 11.81         | 0.31        | 5.49          | 0.11        |
| 0613   | Produk bantu<br><i>Assistive products</i>   | 26.60               | 0.53        | 13.47           | 0.34        | 9.47          | 0.25        | 26.06         | 0.51        |
| 0614   | Membaiki, menyewa & menyelenggara produk perubatan & bantuan<br><i>Repair, rental &amp; maintenance of medical &amp; assistive products</i>         | 0.30                | 0.01        | 0.00            | 0.00        | 0.06          | 0.00        | 0.28          | 0.01        |
| 0621   | Perkhidmatan penjagaan pencegahan<br><i>Preventive care services</i>  | 0.77                | 0.02        | 2.79            | 0.07        | 0.08          | 0.00        | 1.54          | 0.03        |
| 0622   | Perkhidmatan pergigian pesakit luar<br><i>Outpatient dental services</i>  | 28.14               | 0.56        | 8.49            | 0.21        | 12.27         | 0.32        | 8.24          | 0.16        |

Jadual 4.2: Komposisi perbelanjaan penggunaan isi rumah bulanan mengikut subkumpulan perbelanjaan, negeri dan strata, Malaysia, 2024 (samb.)

Table 4.2: Composition of monthly household consumption expenditure by subgroups of expenditure, state and strata, Malaysia, 2024 (cont'd)

| Subkumpulan perbelanjaan<br>Subgroups of expenditure |  | Luar Bandar / Rural |              |                 |              |               |              |               |              |
|--|--|---------------------|--------------|-----------------|--------------|---------------|--------------|---------------|--------------|
|  |  | Melaka              |              | Negeri Sembilan |              | Pahang        |              | Pulau Pinang  |              |
|  |  | (RM)                | (%)          | (RM)            | (%)          | (RM)          | (%)          | (RM)          | (%)          |
| 0623   | Perkhidmatan rawatan pesakit luar yang lain (tidak termasuk perkhidmatan pergigian)<br><i>Other outpatient care services (excluding preventive &amp; dental)</i> | 17.61               | 0.35         | 22.85           | 0.58         | 9.84          | 0.26         | 26.66         | 0.52         |
| 0631   | Perkhidmatan kuratif & pemulihan pesakit dalam<br><i>Inpatient curative &amp; rehabilitative</i>   | 3.78                | 0.08         | 1.00            | 0.03         | 0.50          | 0.01         | 17.21         | 0.34         |
| 0632   | Perkhidmatan rawatan jangka panjang pesakit dalam<br><i>Inpatient long term care services</i>  | -                   | -            | 0.17            | 0.00         | 0.08          | 0.00         | 1.01          | 0.02         |
| 0641   | Perkhidmatan pengimejan diagnostik & perkhidmatan makmal perubatan<br><i>Diagnostic imaging services &amp; medical laboratory services</i>                       | 1.86                | 0.04         | 0.23            | 0.01         | 0.31          | 0.01         | 1.12          | 0.02         |
| 0642   | Perkhidmatan pengangkutan kecemasan pesakit & penyelamatan kecemasan<br><i>Patient emergency transportation services &amp; emergency rescue</i>                  | -                   | -            | 0.79            | 0.02         | 0.00          | 0.00         | 0.56          | 0.01         |
| 0643   | Perkhidmatan yang tidak dikelaskan di tempat lain<br><i>Services not classified elsewhere</i>  | -                   | -            | 0.00            | 0.00         | 0.00          | 0.00         | -             | -            |
| <b>Kumpulan Group</b>                                | <b>07 Pengangkutan Transport</b>   | <b>645.79</b>       | <b>12.83</b> | <b>417.29</b>   | <b>10.53</b> | <b>452.36</b> | <b>11.79</b> | <b>616.40</b> | <b>12.04</b> |
| 0711   | Motokar<br><i>Motor cars</i>   | 84.71               | 1.68         | 0.00            | 0.00         | 9.09          | 0.24         | 94.66         | 1.85         |
| 0712   | Motosikal<br><i>Motorcycles</i>  | 41.39               | 0.82         | 1.11            | 0.03         | 3.92          | 0.10         | 8.71          | 0.17         |
| 0713   | Basikal<br><i>Bicycles</i>   | 3.93                | 0.08         | 1.10            | 0.03         | 2.01          | 0.05         | 0.85          | 0.02         |
| 0721   | Alat ganti & aksesori untuk kelengkapan pengangkutan persendirian<br><i>Parts &amp; accessories for personal transport equipment</i>                             | 42.48               | 0.84         | 14.14           | 0.36         | 25.05         | 0.66         | 17.22         | 0.34         |
| 0722   | Bahan api & pelincir untuk kelengkapan pengangkutan persendirian<br><i>Fuels &amp; lubricants for personal transport equipment</i>                               | 315.36              | 6.26         | 281.45          | 7.10         | 271.42        | 7.07         | 308.78        | 6.03         |
| 0723   | Penyelenggaraan & pembaikan kelengkapan kenderaan persendirian<br><i>Maintenance &amp; repair of personal transport equipment</i>                                | 118.98              | 2.36         | 96.90           | 2.44         | 106.40        | 2.77         | 153.75        | 3.00         |
| 0724   | Perkhidmatan lain berkenaan kelengkapan pengangkutan persendirian<br><i>Other services in respect of personal transport equipment</i>                            | 23.72               | 0.47         | 11.94           | 0.30         | 13.81         | 0.36         | 18.91         | 0.37         |

Jadual 4.2: Komposisi perbelanjaan penggunaan isi rumah bulanan mengikut subkumpulan perbelanjaan, negeri dan strata, Malaysia, 2024 (samb.)

Table 4.2: Composition of monthly household consumption expenditure by subgroups of expenditure, state and strata Malaysia, 2024 (cont'd)

| Subkumpulan perbelanjaan<br>Subgroups of expenditure   | Luar Bandar / Rural |             |                 |             |               |             |               |             |
|--|---------------------|-------------|-----------------|-------------|---------------|-------------|---------------|-------------|
|  | Melaka              |             | Negeri Sembilan |             | Pahang        |             | Pulau Pinang  |             |
|  | (RM)                | (%)         | (RM)            | (%)         | (RM)          | (%)         | (RM)          | (%)         |
| 0731 Pengangkutan penumpang menggunakan laluan rel<br><i>Passenger transport by railway</i>  | 0.46                | 0.01        | 0.15            | 0.00        | 0.01          | 0.00        | 0.50          | 0.01        |
| 0732 Pengangkutan penumpang menggunakan jalan raya<br><i>Passenger transport by road</i>   | 9.16                | 0.18        | 4.02            | 0.10        | 7.74          | 0.20        | 11.45         | 0.22        |
| 0733 Pengangkutan penumpang melalui udara<br><i>Passenger transport by air</i>   | 2.17                | 0.04        | 2.71            | 0.07        | 1.56          | 0.04        | 0.03          | 0.00        |
| 0734 Pengangkutan penumpang melalui laut & air daratan<br><i>Passenger transport by sea &amp; inland waterway</i>  | -                   | -           | 0.14            | 0.00        | 0.11          | 0.00        | 0.21          | 0.01        |
| 0735 Pengangkutan penumpang gabungan<br><i>Combined passenger transport</i>  | -                   | -           | 0.00            | 0.00        | 0.05          | 0.00        | -             | -           |
| 0736 Bayaran perkhidmatan pengangkutan lain<br><i>Other purchased transport services</i>   | -                   | -           | 0.02            | 0.00        | 0.62          | 0.02        | 0.02          | 0.00        |
| 0741 Perkhidmatan pos & kurier<br><i>Postal &amp; courier services</i>   | 1.97                | 0.04        | 3.01            | 0.08        | 7.58          | 0.20        | 0.71          | 0.01        |
| 0749 Pengangkutan barang-barang lain<br><i>Other transport of goods</i>  | 1.47                | 0.03        | 0.59            | 0.01        | 2.99          | 0.08        | 0.60          | 0.01        |
| <b>Kumpulan 08 Maklumat dan Komunikasi</b><br><i>Group Information and Communication</i>   | <b>292.09</b>       | <b>5.80</b> | <b>182.94</b>   | <b>4.62</b> | <b>229.85</b> | <b>5.99</b> | <b>298.42</b> | <b>5.83</b> |
| 0811 Peralatan telefon tetap<br><i>Fixed telephone equipment</i>   | -                   | -           | 0.00            | 0.00        | -             | -           | -             | -           |
| 0812 Peralatan telefon bimbit<br><i>Mobile telephone equipment</i>   | 27.77               | 0.55        | 4.68            | 0.12        | 16.50         | 0.43        | 25.15         | 0.49        |
| 0813 Peralatan pemprosesan maklumat<br><i>Information processing equipment</i>   | 19.15               | 0.38        | 5.49            | 0.14        | 21.36         | 0.55        | 12.48         | 0.24        |
| 0814 Peralatan untuk penerimaan, rakaman & penghasilan suara & penglihatan<br><i>Equipment for the reception, recording &amp; reproduction of sound &amp; vision</i> | 13.00               | 0.26        | 2.98            | 0.08        | 5.38          | 0.14        | 9.86          | 0.19        |
| 0815 Media rakaman tidak direkod<br><i>Unrecorded recording media</i>  | 0.54                | 0.01        | 0.27            | 0.01        | 0.25          | 0.01        | 0.23          | 0.00        |
| 0819 Peralatan & aksesori maklumat & komunikasi lain<br><i>Other information &amp; communication equipment &amp; accessories</i>                                     | 12.14               | 0.24        | 3.29            | 0.08        | 7.56          | 0.20        | 14.08         | 0.28        |
| 0820 Perisian (tidak termasuk perisian permainan)<br><i>Software (excluding games)</i>   | 0.19                | 0.00        | 0.08            | 0.00        | 0.02          | 0.00        | -             | -           |
| 0831 Perkhidmatan komunikasi tetap<br><i>Fixed communication services</i>  | 1.17                | 0.20        | 2.63            | 0.07        | 0.90          | 0.02        | 3.40          | 0.07        |
| 0832 Perkhidmatan komunikasi mudah alih<br><i>Mobile communication services</i>  | 114.98              | 2.28        | 69.93           | 1.76        | 108.84        | 2.84        | 131.08        | 2.56        |

Jadual 4.2: Komposisi perbelanjaan penggunaan isi rumah bulanan mengikut subkumpulan perbelanjaan, negeri dan strata, Malaysia, 2024 (samb.)

Table 4.2: Composition of monthly household consumption expenditure by subgroups of expenditure, state and strata, Malaysia, 2024 (cont'd)

| Subkumpulan perbelanjaan<br>Subgroups of expenditure   | Luar Bandar / Rural |             |                 |             |               |             |               |             |
|--|---------------------|-------------|-----------------|-------------|---------------|-------------|---------------|-------------|
|  | Melaka              |             | Negeri Sembilan |             | Pahang        |             | Pulau Pinang  |             |
|  | (RM)                | (%)         | (RM)            | (%)         | (RM)          | (%)         | (RM)          | (%)         |
| 0833 Perkhidmatan penyediaan akses internet & net storage services<br><i>Internet access provision services &amp; net storage services</i>   | 22.78               | 0.45        | 30.08           | 0.76        | 17.67         | 0.46        | 37.48         | 0.73        |
| 0834 Perkhidmatan telekomunikasi gabungan<br><i>Bundled telecommunication services</i>   | 38.00               | 0.76        | 19.19           | 0.48        | 10.83         | 0.28        | 29.97         | 0.59        |
| 0835 Pembaikan & sewaan peralatan maklumat & komunikasi<br><i>Repair &amp; rental of information &amp; communication equipment</i>   | 2.21                | 0.04        | 1.62            | 0.04        | 1.02          | 0.03        | 0.82          | 0.02        |
| 0839 Perkhidmatan maklumat & komunikasi lain<br><i>Other information &amp; communication services</i>  | 40.19               | 0.80        | 42.70           | 1.08        | 39.52         | 1.03        | 33.87         | 0.66        |
| <b>Kumpulan 09</b> <b>Rekreasi, Sukan dan Kebudayaan</b><br><i>Group Recreation, Sport and Culture</i>   | <b>178.87</b>       | <b>3.55</b> | <b>143.63</b>   | <b>3.62</b> | <b>116.95</b> | <b>3.04</b> | <b>180.20</b> | <b>3.52</b> |
| 0911 Peralatan fotografi & kelengkapan sinematografi & alatan optik<br><i>Photographic &amp; cinematographic equipment &amp; optical instruments</i>                                       | 2.16                | 0.04        | 1.64            | 0.04        | 0.60          | 0.01        | 0.28          | 0.08        |
| 0912 Barang-barang tahan lama utama untuk rekreasi<br><i>Major durables for recreation</i>   | 1.07                | 0.02        | 1.74            | 0.04        | 1.82          | 0.04        | 2.98          | 0.06        |
| 0921 Permainan, mainan & hobi<br><i>Games, toys &amp; hobbies</i>  | 17.96               | 0.36        | 11.57           | 0.29        | 14.48         | 0.38        | 21.75         | 0.43        |
| 0922 Kelengkapan untuk bersukan, perkhemahan & rekreasi terbuka<br><i>Equipment for sport, camping &amp; open-air recreation</i>   | 5.13                | 0.10        | 5.33            | 0.13        | 3.35          | 0.08        | 15.45         | 0.30        |
| 0931 Produk kebun, tanaman & bunga<br><i>Garden products, plants &amp; flowers</i>   | 13.00               | 0.26        | 16.68           | 0.42        | 10.62         | 0.28        | 7.37          | 0.14        |
| 0932 Binatang peliharaan & produk untuk binatang peliharaan<br><i>Pets &amp; products for pets</i>   | 27.25               | 0.54        | 26.12           | 0.66        | 11.71         | 0.30        | 8.68          | 0.17        |
| 0941 Sewa & pembaikan peralatan fotografi & kelengkapan sinematografi & alatan optik<br><i>Hire &amp; repair of photographic &amp; cinematographic equipment &amp; optical instruments</i> | -                   | -           | 0.02            | 0.00        | 0.05          | 0.00        | 0.02          | 0.00        |
| 0942 Sewa, penyelenggaraan & pembaikan barang-barang tahan lama utama untuk rekreasi<br><i>Hire, maintenance &amp; repair of major durables for recreation</i>                             | -                   | -           | 0.05            | 0.00        | 0.21          | 0.01        | 0.14          | 0.00        |
| 0943 Sewa & pembaikan permainan, mainan & hobi<br><i>Hire &amp; repair of games, toys &amp; hobbies</i>  | 0.64                | 0.01        | 0.00            | 0.00        | 0.00          | 0.00        | 0.45          | 0.01        |

Jadual 4.2: Komposisi perbelanjaan penggunaan isi rumah bulanan mengikut subkumpulan perbelanjaan, negeri dan strata, Malaysia, 2024 (samb.)

Table 4.2: Composition of monthly household consumption expenditure by subgroups of expenditure, state and strata, Malaysia, 2024 (cont'd)

| Subkumpulan perbelanjaan<br>Subgroups of expenditure  | Luar Bandar / Rural |             |                 |             |              |             |              |             |
|---|---------------------|-------------|-----------------|-------------|--------------|-------------|--------------|-------------|
|   | Melaka              |             | Negeri Sembilan |             | Pahang       |             | Pulau Pinang |             |
|   | (RM)                | (%)         | (RM)            | (%)         | (RM)         | (%)         | (RM)         | (%)         |
| <b>0944 Sewa &amp; pembaikan kelengkapan untuk bersukan, perkhemahan &amp; rekreasi terbuka</b><br><i>Hire &amp; repair of equipment for sport, camping &amp; open air-recreation</i> | -                   | -           | 0.45            | 0.01        | 0.12         | 0.00        | 0.15         | 0.00        |
| <b>0945 Veterinar &amp; lain-lain perkhidmatan untuk binatang peliharaan</b><br><i>Veterinary &amp; other services for pets</i>   | 1.00                | 0.02        | 3.80            | 0.10        | 2.01         | 0.05        | 3.21         | 0.06        |
| <b>0946 Perkhidmatan rekreasi &amp; sukan</b><br><i>Recreational &amp; sporting services</i>  | 26.76               | 0.53        | 19.34           | 0.49        | 13.09        | 0.34        | 19.51        | 0.38        |
| <b>0947 Permainan nasib</b><br><i>Games of chance</i>   | 5.26                | 0.11        | 14.68           | 0.37        | 6.67         | 0.17        | 7.67         | 0.15        |
| <b>0951 Alat muzik</b><br><i>Musical instruments</i>  | 0.64                | 0.01        | 1.08            | 0.03        | 0.30         | 0.01        | 0.86         | 0.02        |
| <b>0952 Media pandang dengar</b><br><i>Audio-visual media</i>   | 0.00                | 0.00        | 0.03            | 0.00        | -            | -           | -            | -           |
| <b>0961 Perkhidmatan yang disediakan oleh panggung wayang, teater &amp; tempat konsert</b><br><i>Services provided by cinemas, theatres &amp; concert venues</i>                      | 19.41               | 0.39        | 10.62           | 0.27        | 8.70         | 0.23        | 16.61        | 0.32        |
| <b>0962 Perkhidmatan yang disediakan oleh muzium, perpustakaan &amp; tapak kebudayaan</b><br><i>Services provided by museums, libraries &amp; cultural sites</i>                      | 12.58               | 0.25        | 5.16            | 0.13        | 4.14         | 0.11        | 2.34         | 0.05        |
| <b>0963 Perkhidmatan fotografi</b><br><i>Photographic services</i>  | 0.20                | 0.00        | 0.92            | 0.02        | 0.15         | 0.00        | 0.00         | 0.00        |
| <b>0969 Lain-lain perkhidmatan kebudayaan</b><br><i>Other cultural services</i>   | 0.01                | 0.00        | 0.03            | 0.00        | 0.00         | 0.00        | -            | -           |
| <b>0971 Buku</b><br><i>Books</i>  | 1.02                | 0.02        | 1.73            | 0.04        | 0.97         | 0.03        | 1.48         | 0.03        |
| <b>0972 Surat khabar &amp; bacaan berkala</b><br><i>Newspapers &amp; periodicals</i>  | 1.89                | 0.04        | 2.88            | 0.07        | 0.19         | 0.01        | 0.57         | 0.01        |
| <b>0973 Pelbagai perkara bercetak</b><br><i>Miscellaneous printed matter</i>  | 0.19                | 0.00        | 0.09            | 0.00        | 0.27         | 0.01        | 0.02         | 0.00        |
| <b>0974 Alat tulis &amp; bahan lukisan</b><br><i>Stationery &amp; drawing materials</i>   | 13.55               | 0.27        | 12.96           | 0.33        | 8.67         | 0.23        | 8.60         | 0.17        |
| <b>0980 Pakej percutian</b><br><i>Package holidays</i>  | 29.18               | 0.58        | 6.74            | 0.17        | 28.83        | 0.75        | 62.06        | 1.21        |
| <b>Kumpulan 10 Perkhidmatan Pendidikan</b><br><i>Group Education Services</i>   | <b>16.73</b>        | <b>0.33</b> | <b>47.41</b>    | <b>1.20</b> | <b>67.50</b> | <b>1.79</b> | <b>82.04</b> | <b>1.60</b> |
| <b>1010 Pendidikan peringkat pra sekolah &amp; sekolah rendah</b><br><i>Pre-primary &amp; primary school education</i>  | 12.05               | 0.24        | 25.52           | 0.64        | 30.77        | 0.80        | 41.82        | 0.82        |
| <b>1020 Pendidikan peringkat menengah</b><br><i>Secondary education</i>   | 2.37                | 0.05        | 6.08            | 0.15        | 6.51         | 0.17        | 17.07        | 0.33        |

Jadual 4.2: Komposisi perbelanjaan penggunaan isi rumah bulanan mengikut subkumpulan perbelanjaan, negeri dan strata, Malaysia, 2024 (samb.)

Table 4.2: Composition of monthly household consumption expenditure by subgroups of expenditure, state and strata, Malaysia, 2024 (cont'd)

| Subkumpulan perbelanjaan<br>Subgroups of expenditure |   | Luar Bandar / Rural |              |                 |              |               |              |                 |              |
|--|---|---------------------|--------------|-----------------|--------------|---------------|--------------|-----------------|--------------|
|  |   | Melaka              |              | Negeri Sembilan |              | Pahang        |              | Pulau Pinang    |              |
|  |   | (RM)                | (%)          | (RM)            | (%)          | (RM)          | (%)          | (RM)            | (%)          |
| 1030   | Pendidikan peringkat lepasan menengah bukan tertiar<br><i>Post-secondary non-tertiary education</i>   | 11.74               | 0.01         | 1.94            | 0.05         | 3.09          | 0.08         | 8.08            | 0.16         |
| 1040   | Pendidikan peringkat diploma & ke atas<br><i>Diploma level education &amp; above</i>  | 13.21               | 0.01         | 0.80            | 0.02         | 1.28          | 0.05         | 9.25            | 0.18         |
| 1050   | Pendidikan yang tidak dikelaskan mengikut peringkat<br><i>Education not definable by level</i>  | 12.69               | 0.03         | 13.07           | 0.33         | 25.85         | 0.68         | 5.82            | 0.11         |
| <b>Kumpulan Group</b>                                | <b>11 Restoran dan Perkhidmatan Penginapan</b><br><i>Restaurants and Accommodation Services</i>   | <b>600.67</b>       | <b>11.93</b> | <b>599.58</b>   | <b>15.13</b> | <b>539.08</b> | <b>14.04</b> | <b>1,096.12</b> | <b>21.41</b> |
| 1110   | Restoran, kafe, kantin, kafetaria, dewan makan & seumpamanya<br><i>Restaurants, cafés, canteens, cafeterias, refectories &amp; the like</i> | 717.83              | 10.59        | 564.36          | 14.24        | 521.48        | 13.59        | 1,070.76        | 20.91        |
| 1113   | Pembelian makanan dari lain-lain medium<br><i>Food purchase from other medium</i>   | 6.18                | 0.07         | 12.32           | 0.31         | 2.91          | 0.07         | 1.74            | 0.04         |
| 1120   | Perkhidmatan penginapan<br><i>Accommodation services</i>  | 65.74               | 1.27         | 22.90           | 0.58         | 14.69         | 0.38         | 23.62           | 0.46         |
| <b>Kumpulan Group</b>                                | <b>12 Insurans dan Perkhidmatan Kewangan</b><br><i>Insurance and Financial Services</i>   | <b>143.97</b>       | <b>2.86</b>  | <b>183.60</b>   | <b>4.63</b>  | <b>121.38</b> | <b>3.14</b>  | <b>287.66</b>   | <b>5.62</b>  |
| 1211   | Insurans nyawa & kemalangan<br><i>Life &amp; accident insurance</i>   | 79.45               | 0.70         | 36.39           | 0.92         | 12.33         | 0.32         | 60.46           | 1.18         |
| 1212   | Insurans berkaitan dengan kesihatan<br><i>Insurance connected with health</i>   | 51.97               | 0.83         | 33.94           | 0.86         | 16.25         | 0.42         | 130.35          | 2.55         |
| 1213   | Insurans berkaitan dengan kediaman<br><i>Insurance connected with the dwelling</i>  | -                   | -            | 0.00            | 0.00         | 0.08          | 0.00         | 2.42            | 0.05         |
| 1214   | Insurans berkaitan dengan pengangkutan<br><i>Insurance connected with transport</i>   | 75.00               | 0.95         | 99.01           | 2.50         | 80.34         | 2.09         | 90.42           | 1.77         |
| 1219   | Insurans lain<br><i>Other insurance</i>   | 28.62               | 0.17         | 2.62            | 0.07         | 2.91          | 0.07         | 3.75            | 0.07         |
| 1221   | Perkhidmatan perantaraan kewangan diukur secara tidak langsung<br><i>Financial intermediation services indirectly measured</i>              | -                   | -            | 7.38            | 0.19         | 2.11          | 0.04         | 0.02            | 0.00         |
| 1222   | Caj eksplisit oleh syarikat pengambilan deposit<br><i>Explicit charges by deposit-taking corporations</i>                                   | 9.47                | 0.21         | 1.22            | 0.03         | 0.20          | 0.01         | 0.24            | 0.00         |
| 1229   | Perkhidmatan kewangan lain<br><i>Other financial services</i>   | 0.21                | 0.00         | 3.04            | 0.08         | 7.16          | 0.19         | -               | -            |

Jadual 4.2: Komposisi perbelanjaan penggunaan isi rumah bulanan mengikut subkumpulan perbelanjaan, negeri dan strata, Malaysia, 2024 (samb.)

Table 4.2: Composition of monthly household consumption expenditure by subgroups of expenditure, state and strata, Malaysia, 2024 (cont'd)

| Subkumpulan perbelanjaan<br>Subgroups of expenditure  |  | Luar Bandar / Rural |               |                 |               |                 |               |                 |               |
|---|--|---------------------|---------------|-----------------|---------------|-----------------|---------------|-----------------|---------------|
|   |  | Melaka              |               | Negeri Sembilan |               | Pahang          |               | Pulau Pinang    |               |
|   |  | (RM)                | (%)           | (RM)            | (%)           | (RM)            | (%)           | (RM)            | (%)           |
| <b>Kumpulan</b>   | <b>13 Penjagaan Diri, Perlindungan Sosial dan Pelbagai Barangan dan Perkhidmatan</b><br><i>Personal Care, Social Protection and Miscellaneous Goods and Services</i> | <b>382.21</b>       | <b>7.59</b>   | <b>254.78</b>   | <b>6.43</b>   | <b>213.13</b>   | <b>5.55</b>   | <b>271.46</b>   | <b>5.30</b>   |
| <i>Group</i>  |  |                     |               |                 |               |                 |               |                 |               |
| <b>1311</b>   | <b>Perkakas elektrik untuk penjagaan diri</b><br><i>Electric appliances for personal care</i>  | 3.03                | 0.06          | 0.93            | 0.02          | 7.78            | 0.20          | 1.03            | 0.02          |
| <b>1312</b>   | <b>Lain-lain perkakas, artikel &amp; produk untuk penjagaan diri</b><br><i>Other appliances, articles &amp; products for personal care</i>                           | 158.17              | 3.14          | 100.89          | 2.55          | 116.59          | 3.04          | 106.08          | 2.07          |
| <b>1313</b>   | <b>Salon dandan rambut &amp; pusat dandan peribadi</b><br><i>Hairdressing salons &amp; personal grooming establishments</i>  | 31.40               | 0.62          | 38.61           | 0.97          | 30.45           | 0.79          | 32.81           | 0.64          |
| <b>1321</b>   | <b>Barang kemas &amp; jam tangan</b><br><i>Jewellery &amp; watches</i>   | 111.13              | 2.21          | 15.50           | 0.39          | 31.77           | 0.83          | 71.36           | 1.39          |
| <b>1322</b>   | <b>Artikel pemujaan &amp; artikel untuk perayaan keagamaan &amp; ritual</b><br><i>Devotional articles &amp; articles for religious &amp; ritual celebrations</i>     | 9.32                | 0.19          | 7.92            | 0.20          | 7.42            | 0.19          | 15.16           | 0.30          |
| <b>1329</b>   | <b>Barang peribadi lain yang tidak dikelaskan dimana-mana</b><br><i>Other personal effects n.e.c</i>   | 23.51               | 0.47          | 7.00            | 0.18          | 7.71            | 0.20          | 14.37           | 0.28          |
| <b>1330</b>   | <b>Perlindungan sosial</b><br><i>Social protection</i>   | 3.16                | 0.06          | 2.96            | 0.07          | 2.05            | 0.05          | 5.37            | 0.11          |
| <b>1390</b>   | <b>Lain-lain perkhidmatan</b><br><i>Other services</i>   | 42.50               | 0.84          | 80.96           | 2.04          | 9.36            | 0.25          | 25.28           | 0.49          |
| <b>Komposisi perbelanjaan penggunaan isi rumah bulanan (01-13)</b><br><i>Composition of monthly household consumption expenditure (01-13)</i> |  | <b>5,034.31</b>     | <b>100.00</b> | <b>3,963.45</b> | <b>100.00</b> | <b>3,838.58</b> | <b>100.00</b> | <b>5,120.00</b> | <b>100.00</b> |

Jadual 4.2: Komposisi perbelanjaan penggunaan isi rumah bulanan mengikut subkumpulan perbelanjaan, negeri dan strata, Malaysia, 2024

Table 4.2: Composition of monthly household consumption expenditure by subgroups of expenditure, state and strata, Malaysia, 2024

| Subkumpulan perbelanjaan<br>Subgroups of expenditure |   | Luar Bandar / Rural |              |               |              |               |              |                 |              |
|--|---|---------------------|--------------|---------------|--------------|---------------|--------------|-----------------|--------------|
|  |   | Perak               |              | Perlis        |              | Selangor      |              | Terengganu      |              |
|  |   | (RM)                | (%)          | (RM)          | (%)          | (RM)          | (%)          | (RM)            | (%)          |
| <b>Kumpulan</b>                                      | <b>01 Makanan dan Minuman</b>   | <b>843.19</b>       | <b>24.05</b> | <b>840.97</b> | <b>21.72</b> | <b>783.81</b> | <b>14.69</b> | <b>1,102.17</b> | <b>23.65</b> |
| <i>Group</i>   | <i>Food and Beverages</i>   |                     |              |               |              |               |              |                 |              |
| 0111   | Bijirin & produk bijirin<br><i>Cereals &amp; cereal products</i>  | 106.55              | 3.04         | 100.06        | 2.58         | 138.15        | 2.59         | 125.85          | 2.70         |
| 0112   | Haiwan hidup, daging & bahagian lain bagi haiwan darat yang disembelih<br><i>Live animals, meat &amp; other parts of slaughtered land animals</i>                     | 119.45              | 3.41         | 111.86        | 2.89         | 96.40         | 1.81         | 143.04          | 3.07         |
| 0113   | Ikan & makanan laut lain<br><i>Fish &amp; other seafood</i>   | 197.45              | 5.63         | 226.52        | 5.85         | 137.57        | 2.58         | 259.72          | 5.57         |
| 0114   | Susu, produk tenusu lain & telur<br><i>Milk, other dairy products &amp; eggs</i>  | 63.42               | 1.81         | 53.40         | 1.38         | 45.81         | 0.86         | 64.03           | 1.37         |
| 0115   | Minyak & lemak<br><i>Oils &amp; fats</i>  | 29.92               | 0.85         | 30.98         | 0.80         | 30.64         | 0.57         | 33.09           | 0.71         |
| 0116   | Buah-buahan & kacang<br><i>Fruits &amp; nuts</i>  | 53.14               | 1.52         | 49.81         | 1.29         | 49.82         | 0.93         | 80.70           | 1.73         |
| 0117   | Sayur-sayuran, ubi, plantain, pisang sayuran & kekacang<br><i>Vegetables, tubers, plantains, cooking bananas &amp; pulses</i>   | 107.75              | 3.07         | 100.05        | 2.58         | 74.09         | 1.39         | 141.57          | 3.04         |
| 0118   | Gula, manisan & pencuci mulut<br><i>Sugar, confectionery &amp; desserts</i>   | 22.48               | 0.64         | 24.76         | 0.64         | 23.55         | 0.44         | 40.95           | 0.88         |
| 0119   | Makanan sedia dimakan & produk makanan lain<br><i>Ready-made food &amp; other food products</i>   | 103.14              | 2.94         | 110.27        | 2.85         | 160.64        | 3.01         | 164.38          | 3.53         |
| 0121   | Jus buah-buahan & sayur-sayuran<br><i>Fruit &amp; vegetable juices</i>  | 0.62                | 0.02         | 0.70          | 0.02         | 1.39          | 0.03         | 1.40            | 0.03         |
| 0122   | Kopi & pengganti kopi<br><i>Coffee &amp; coffee substitutes</i>   | 8.69                | 0.25         | 7.68          | 0.20         | 6.72          | 0.12         | 10.63           | 0.23         |
| 0123   | Teh, mate' & produk tumbuhan lain untuk seduhan<br><i>Tea, maté &amp; other plant products for infusion</i>   | 6.14                | 0.18         | 5.21          | 0.13         | 3.56          | 0.07         | 5.17            | 0.11         |
| 0124   | Minuman koko<br><i>Cocoa drinks</i>   | 6.82                | 0.19         | 9.41          | 0.24         | 5.33          | 0.10         | 13.06           | 0.28         |
| 0125   | Air<br><i>Water</i>   | 2.47                | 0.07         | 1.03          | 0.03         | 1.40          | 0.03         | 2.91            | 0.06         |
| 0126   | Minuman ringan<br><i>Soft drinks</i>  | 3.87                | 0.11         | 1.78          | 0.05         | 2.77          | 0.05         | 3.24            | 0.07         |
| 0129   | Minuman tidak beralkohol lain<br><i>Other non-alcoholic beverages</i>   | 11.25               | 0.32         | 7.42          | 0.19         | 5.97          | 0.11         | 12.37           | 0.27         |
| 0130   | Perkhidmatan pemprosesan barangan primer untuk makanan & minuman bukan alkohol<br><i>Services for processing primary goods for food &amp; non-alcoholic beverages</i> | 0.03                | 0.00         | 0.03          | 0.00         | -             | -            | 0.06            | 0.00         |

Jadual 4.2: Komposisi perbelanjaan penggunaan isi rumah bulanan mengikut subkumpulan perbelanjaan, negeri dan strata, Malaysia, 2024 (samb.)

Table 4.2: Composition of monthly household consumption expenditure by subgroups of expenditure, state and strata, Malaysia, 2024 (cont'd)

| Subkumpulan perbelanjaan<br>Subgroups of expenditure |   | Luar Bandar / Rural |              |               |              |                 |              |               |              |
|--|---|---------------------|--------------|---------------|--------------|-----------------|--------------|---------------|--------------|
|  |   | Perak               |              | Perlis        |              | Selangor        |              | Terengganu    |              |
|  |   | (RM)                | (%)          | (RM)          | (%)          | (RM)            | (%)          | (RM)          | (%)          |
| <b>Kumpulan</b>                                      | <b>02 Minuman Alkohol dan</b>   | <b>83.34</b>        | <b>2.38</b>  | <b>66.65</b>  | <b>1.72</b>  | <b>74.78</b>    | <b>1.40</b>  | <b>70.26</b>  | <b>1.51</b>  |
| <i>Group</i>   | <b>Tembakau</b><br><i>Alcoholic Beverages and Tobacco</i>   |                     |              |               |              |                 |              |               |              |
|  | <b>0211 Arak &amp; minuman keras</b><br><i>Spirits &amp; liquors</i>  | 0.31                | 0.01         | 1.95          | 0.05         | 0.73            | 0.01         | 0.11          | 0.00         |
|  | <b>0212 Wain</b><br><i>Wine</i>   | 0.88                | 0.03         | -             | -            | 6.89            | 0.13         | 0.18          | 0.00         |
|  | <b>0213 Bir</b><br><i>Beer</i>  | 14.06               | 0.40         | 7.29          | 0.19         | 9.35            | 0.18         | 0.30          | 0.01         |
|  | <b>0219 Minuman beralkohol lain</b><br><i>Other alcoholic beverages</i>   | 0.12                | 0.00         | 0.09          | 0.00         | 0.02            | 0.00         | 0.00          | 0.00         |
|  | <b>0220 Perkhidmatan penghasilan alkohol</b><br><i>Alcohol production services</i>  | -                   | -            | -             | -            | -               | -            | -             | -            |
|  | <b>0230 Tembakau</b><br><i>Tobacco</i>  | 67.87               | 1.94         | 57.30         | 1.48         | 57.76           | 1.08         | 69.62         | 1.50         |
|  | <b>0240 Lain-lain</b><br><i>Others</i>  | 0.10                | 0.00         | 0.02          | 0.00         | 0.03            | 0.00         | 0.05          | 0.00         |
| <b>Kumpulan</b>                                      | <b>03 Pakaian dan Kasut</b>   | <b>132.45</b>       | <b>3.78</b>  | <b>118.37</b> | <b>3.06</b>  | <b>114.09</b>   | <b>2.14</b>  | <b>169.19</b> | <b>3.63</b>  |
| <i>Group</i>   | <i>Clothing and Footwear</i>  |                     |              |               |              |                 |              |               |              |
|  | <b>0311 Material pakaian</b><br><i>Clothing materials</i>   | 0.84                | 0.03         | 0.35          | 0.01         | 1.15            | 0.02         | 4.03          | 0.09         |
|  | <b>0312 Pakaian</b><br><i>Garments</i>  | 97.73               | 2.79         | 84.70         | 2.19         | 72.87           | 1.37         | 107.84        | 2.31         |
|  | <b>0313 Lain-lain jenis pakaian &amp; aksesori pakaian</b><br><i>Other articles of clothing &amp; clothing accessories</i>          | 9.41                | 0.27         | 8.32          | 0.22         | 7.15            | 0.13         | 16.24         | 0.35         |
|  | <b>0314 Pencucian, pembaikan, menjahit &amp; sewa pakaian</b><br><i>Cleaning, repair, tailoring &amp; hire of clothing</i>          | 2.20                | 0.06         | 3.07          | 0.08         | 12.87           | 0.24         | 8.03          | 0.17         |
|  | <b>0321 Kasut &amp; lain-lain jenis alas kaki</b><br><i>Shoes &amp; other footwear</i>  | 22.17               | 0.63         | 21.85         | 0.56         | 18.51           | 0.35         | 31.93         | 0.68         |
|  | <b>0322 Pencucian, pembaikan &amp; sewa kasut</b><br><i>Cleaning, repair &amp; hire of footwear</i>                                 | 0.10                | 0.00         | 0.08          | 0.00         | 1.54            | 0.03         | 1.12          | 0.03         |
| <b>Kumpulan</b>                                      | <b>04 Perumahan, Air, Elektrik, Gas dan Bahan Api Lain</b>  | <b>681.31</b>       | <b>19.43</b> | <b>724.49</b> | <b>18.72</b> | <b>1,116.77</b> | <b>20.93</b> | <b>817.21</b> | <b>17.53</b> |
| <i>Group</i>   | <i>Housing, Water, Electricity, Gas and Other Fuels</i>   |                     |              |               |              |                 |              |               |              |
|  | <b>0411 Sewa sebenar yang dibayar oleh penyewa untuk kediaman utama</b><br><i>Actual rentals paid by tenants for main residence</i> | 46.90               | 1.34         | 28.02         | 0.73         | 95.61           | 1.79         | 40.57         | 0.87         |
|  | <b>0412 Lain-lain sewa sebenar</b><br><i>Other actual rentals</i>   | 0.01                | 0.00         | -             | -            | 41.47           | 0.78         | -             | -            |

Jadual 4.2: Komposisi perbelanjaan penggunaan isi rumah bulanan mengikut subkumpulan perbelanjaan, negeri dan strata, Malaysia, 2024 (samb.)

Table 4.2: Composition of monthly household consumption expenditure by subgroups of expenditure, state and strata, Malaysia, 2024 (cont'd)

| Subkumpulan perbelanjaan<br>Subgroups of expenditure |  | Luar Bandar / Rural |       |        |       |          |       |            |       |
|--|--|---------------------|-------|--------|-------|----------|-------|------------|-------|
|  |  | Perak               |       | Perlis |       | Selangor |       | Terengganu |       |
|  |  | (RM)                | (%)   | (RM)   | (%)   | (RM)     | (%)   | (RM)       | (%)   |
| 0421   | Sewa dinilai untuk kediaman utama<br><i>Imputed rentals of owner-occupiers for main residence</i>  | 410.98              | 11.72 | 486.62 | 12.57 | 717.04   | 13.44 | 530.05     | 11.37 |
| 0422   | Lain-lain sewa dinilai<br><i>Other imputed rentals</i>   | 0.62                | 0.02  | 4.22   | 0.11  | 0.42     | 0.01  | 4.96       | 0.11  |
| 0431   | Kelengkapan keselamatan & bahan-bahan untuk pembaikan & penyelenggaraan rumah kediaman<br><i>Security equipment &amp; materials for the maintenance &amp; repair of the dwelling</i> | 20.24               | 0.58  | 8.04   | 0.21  | 22.43    | 0.42  | 19.62      | 0.42  |
| 0432   | Bayaran perkhidmatan penyelenggaraan, pembaikan & keselamatan rumah kediaman<br><i>Services for the maintenance, repair &amp; security of the dwelling</i>                           | 20.90               | 0.60  | 15.02  | 0.39  | 32.43    | 0.61  | 35.57      | 0.76  |
| 0441   | Bekalan air<br><i>Water supply</i>   | 40.93               | 1.17  | 39.24  | 1.01  | 45.26    | 0.85  | 39.31      | 0.84  |
| 0442   | Kutipan sampah<br><i>Refuse collection</i>   | 0.07                | 0.00  | 0.68   | 0.02  | 1.68     | 0.03  | 1.41       | 0.03  |
| 0443   | Pembentungan<br><i>Sewage collection</i>   | 4.10                | 0.11  | 0.82   | 0.02  | 2.50     | 0.05  | 6.58       | 0.14  |
| 0444   | Perkhidmatan lain berkaitan rumah kediaman<br><i>Other services relating to the dwelling</i>   | 0.22                | 0.01  | -      | -     | 4.02     | 0.07  | 0.22       | 0.01  |
| 0451   | Bekalan elektrik<br><i>Electricity</i>   | 113.71              | 3.24  | 123.99 | 3.20  | 144.19   | 2.70  | 113.70     | 2.44  |
| 0452   | Gas<br><i>Gas</i>  | 22.32               | 0.63  | 17.11  | 0.44  | 9.49     | 0.18  | 23.73      | 0.51  |
| 0453   | Bahan api cecair<br><i>Liquid fuels</i>  | 0.10                | 0.00  | 0.33   | 0.01  | 0.10     | 0.00  | 0.50       | 0.01  |
| 0454   | Bahan api pepejal<br><i>Solid fuels</i>  | 0.21                | 0.01  | 0.40   | 0.01  | 0.13     | 0.00  | 0.99       | 0.02  |
| 0455   | Lain lain bahan tenaga untuk pemanasan & penyejukan<br><i>Other energy for heating &amp; cooling</i>   | -                   | -     | -      | -     | -        | -     | -          | -     |
| Kumpulan Group                                       | 05 Hiasan, Perkakasan dan Penyelenggaraan Isi Rumah<br><i>Furnishings, Household Equipment and Routine Household Maintenance</i>   | 155.06              | 4.42  | 145.70 | 3.77  | 260.79   | 4.89  | 261.65     | 5.61  |
| 0511   | Perabot, kelengkapan & permaidani<br><i>Furniture, furnishings &amp; loose carpets</i>   | 44.92               | 1.28  | 28.99  | 0.75  | 87.83    | 1.65  | 84.36      | 1.81  |
| 0512   | Pembaikan, pemasangan & sewa perabot, kelengkapan & permaidani<br><i>Repair, installation &amp; hire of furniture, furnishings &amp; loose carpets</i>                               | 0.77                | 0.02  | 0.54   | 0.02  | 8.28     | 0.15  | 0.29       | 0.01  |
| 0521   | Tekstil isi rumah<br><i>Household textiles</i>   | 8.71                | 0.25  | 3.58   | 0.09  | 9.90     | 0.19  | 18.70      | 0.40  |

Jadual 4.2: Komposisi perbelanjaan penggunaan isi rumah bulanan mengikut subkumpulan perbelanjaan, negeri dan strata, Malaysia, 2024 (samb.)

Table 4.2: Composition of monthly household consumption expenditure by subgroups of expenditure, state and strata, Malaysia, 2024 (cont'd)

| Subkumpulan perbelanjaan<br>Subgroups of expenditure |   | Luar Bandar / Rural |             |               |             |               |             |               |             |
|--|---|---------------------|-------------|---------------|-------------|---------------|-------------|---------------|-------------|
|  |   | Perak               |             | Perlis        |             | Selangor      |             | Terengganu    |             |
|  |   | (RM)                | (%)         | (RM)          | (%)         | (RM)          | (%)         | (RM)          | (%)         |
| 0522   | Pembaikan, sewa & khidmat jahitan tekstil isi rumah<br><i>Repair, hire &amp; sewing services of household textiles</i>                              | -                   | -           | 0.05          | 0.00        | 0.59          | 0.01        | 0.64          | 0.01        |
| 0531   | Perkakasan utama isi rumah sama ada elektrik atau bukan elektrik<br><i>Major household appliances, whether electric or not</i>                      | 15.98               | 0.46        | 19.53         | 0.50        | 43.62         | 0.82        | 42.09         | 0.90        |
| 0532   | Kelengkapan elektrik kecil isi rumah<br><i>Small household appliances</i>   | 5.71                | 0.16        | 4.35          | 0.11        | 7.99          | 0.15        | 17.45         | 0.37        |
| 0533   | Pembaikan, pemasangan & sewa perkakas isi rumah<br><i>Repair, installation &amp; hire of household appliances</i>                                   | 12.49               | 0.36        | 9.95          | 0.26        | 23.99         | 0.45        | 3.08          | 0.07        |
| 0540   | Barang kaca, pinggan mangkuk & peralatan dapur isi rumah<br><i>Glassware, tableware &amp; household utensils</i>                                    | 4.69                | 0.13        | 3.07          | 0.08        | 4.97          | 0.09        | 13.82         | 0.30        |
| 0551   | Alat-alat & peralatan bermotor<br><i>Motorized tools &amp; equipment</i>  | 2.62                | 0.08        | 1.95          | 0.05        | 3.85          | 0.07        | 6.93          | 0.15        |
| 0552   | Alat-alat tidak bermotor & pelbagai aksesori<br><i>Non-motorized tools &amp; miscellaneous accessories</i>  | 1.95                | 0.06        | 1.00          | 0.03        | 2.10          | 0.04        | 5.67          | 0.12        |
| 0553   | Pembaikan & sewa alat-alat & peralatan bermotor & tidak bermotor<br><i>Repair &amp; hire of motorized &amp; non-motorized tools &amp; equipment</i> | 0.12                | 0.00        | 0.23          | 0.01        | 0.03          | 0.00        | 0.36          | 0.01        |
| 0561   | Barang-barang isi rumah tidak tahan lama<br><i>Non-durable household goods</i>  | 46.79               | 1.33        | 53.38         | 1.38        | 52.88         | 0.99        | 58.89         | 1.26        |
| 0562   | Perkhidmatan domestik & perkhidmatan urusan rumah tangga<br><i>Domestic services &amp; household services</i>                                       | 10.31               | 0.29        | 19.08         | 0.49        | 14.76         | 0.28        | 9.37          | 0.20        |
| <b>Kumpulan</b>                                      | <b>06 Kesihatan</b>   | <b>98.89</b>        | <b>2.82</b> | <b>129.62</b> | <b>3.35</b> | <b>185.05</b> | <b>3.47</b> | <b>121.33</b> | <b>2.60</b> |
| <i>Group</i>   | <i>Health</i>   |                     |             |               |             |               |             |               |             |
| 0611   | Ubat-ubatan<br><i>Medicines</i>   | 49.06               | 1.40        | 65.32         | 1.69        | 61.71         | 1.16        | 48.15         | 1.03        |
| 0612   | Produk perubatan<br><i>Medical products</i>   | 10.77               | 0.31        | 10.04         | 0.26        | 21.36         | 0.40        | 17.19         | 0.37        |
| 0613   | Produk bantu<br><i>Assistive products</i>   | 12.73               | 0.36        | 8.51          | 0.22        | 28.53         | 0.53        | 16.54         | 0.35        |
| 0614   | Membaiki, menyewa & menyelenggara produk perubatan & bantuan<br><i>Repair, rental &amp; maintenance of medical &amp; assistive products</i>         | 0.07                | 0.00        | -             | -           | 0.51          | 0.01        | 1.05          | 0.02        |
| 0621   | Perkhidmatan penjagaan pencegahan<br><i>Preventive care services</i>  | 0.60                | 0.02        | 0.12          | 0.00        | 0.61          | 0.01        | 1.18          | 0.03        |
| 0622   | Perkhidmatan pergigian pesakit luar<br><i>Outpatient dental services</i>  | 3.59                | 0.10        | 7.19          | 0.19        | 43.67         | 0.82        | 14.68         | 0.32        |

Jadual 4.2: Komposisi perbelanjaan penggunaan isi rumah bulanan mengikut subkumpulan perbelanjaan, negeri dan strata, Malaysia, 2024 (samb.)

Table 4.2: Composition of monthly household consumption expenditure by subgroups of expenditure, state and strata, Malaysia, 2024 (cont'd)

| Subkumpulan perbelanjaan<br>Subgroups of expenditure |  | Luar Bandar / Rural |              |               |              |               |              |               |              |
|--|--|---------------------|--------------|---------------|--------------|---------------|--------------|---------------|--------------|
|  |  | Perak               |              | Perlis        |              | Selangor      |              | Terengganu    |              |
|  |  | (RM)                | (%)          | (RM)          | (%)          | (RM)          | (%)          | (RM)          | (%)          |
| 0623   | Perkhidmatan rawatan pesakit luar yang lain (tidak termasuk perkhidmatan pergigian)<br><i>Other outpatient care services (excluding preventive &amp; dental)</i> | 17.76               | 0.51         | 27.83         | 0.72         | 13.10         | 0.25         | 17.59         | 0.38         |
| 0631   | Perkhidmatan kuratif & pemulihan pesakit dalam<br><i>Inpatient curative &amp; rehabilitative</i>   | 2.73                | 0.08         | 10.22         | 0.26         | 15.08         | 0.28         | 1.41          | 0.03         |
| 0632   | Perkhidmatan rawatan jangka panjang pesakit dalam<br><i>Inpatient long term care services</i>  | 0.21                | 0.01         | 0.00          | 0.00         | -             | -            | 0.16          | 0.00         |
| 0641   | Perkhidmatan pengimejan diagnostik & perkhidmatan makmal perubatan<br><i>Diagnostic imaging services &amp; medical laboratory services</i>                       | 1.25                | 0.03         | 0.39          | 0.01         | 0.48          | 0.01         | 3.38          | 0.07         |
| 0642   | Perkhidmatan pengangkutan kecemasan pesakit & penyelamatan kecemasan<br><i>Patient emergency transportation services &amp; emergency rescue</i>                  | 0.12                | 0.00         | -             | -            | -             | -            | -             | -            |
| 0643   | Perkhidmatan yang tidak dikelaskan di tempat lain<br><i>Services not classified elsewhere</i>  | -                   | -            | -             | -            | -             | -            | -             | -            |
| <b>Kumpulan Group</b>                                | <b>07 Pengangkutan Transport</b>   | <b>375.72</b>       | <b>10.72</b> | <b>495.18</b> | <b>12.79</b> | <b>621.85</b> | <b>11.65</b> | <b>485.93</b> | <b>10.43</b> |
| 0711   | Motokar<br><i>Motor cars</i>   | 19.41               | 0.55         | 28.06         | 0.73         | 15.85         | 0.30         | 14.80         | 0.32         |
| 0712   | Motosikal<br><i>Motorcycles</i>  | 2.42                | 0.07         | 5.72          | 0.15         | 7.56          | 0.14         | 12.69         | 0.27         |
| 0713   | Basikal<br><i>Bicycles</i>   | 0.86                | 0.03         | 0.40          | 0.01         | 4.02          | 0.08         | 5.64          | 0.12         |
| 0721   | Alat ganti & aksesori untuk kelengkapan pengangkutan persendirian<br><i>Parts &amp; accessories for personal transport equipment</i>                             | 13.25               | 0.38         | 7.74          | 0.20         | 22.98         | 0.43         | 49.40         | 1.06         |
| 0722   | Bahan api & pelincir untuk kelengkapan pengangkutan persendirian<br><i>Fuels &amp; lubricants for personal transport equipment</i>                               | 225.78              | 6.44         | 324.06        | 8.37         | 298.50        | 5.59         | 244.54        | 5.25         |
| 0723   | Penyelenggaraan & pembaikan kelengkapan kenderaan persendirian<br><i>Maintenance &amp; repair of personal transport equipment</i>                                | 89.84               | 2.56         | 106.50        | 2.75         | 97.11         | 1.82         | 124.34        | 2.67         |
| 0724   | Perkhidmatan lain berkenaan kelengkapan pengangkutan persendirian<br><i>Other services in respect of personal transport equipment</i>                            | 14.81               | 0.42         | 8.70          | 0.22         | 26.23         | 0.49         | 14.95         | 0.32         |

Jadual 4.2: Komposisi perbelanjaan penggunaan isi rumah bulanan mengikut subkumpulan perbelanjaan, negeri dan strata, Malaysia, 2024 (samb.)

Table 4.2: Composition of monthly household consumption expenditure by subgroups of expenditure, state and strata, Malaysia, 2024 (cont'd)

| Subkumpulan perbelanjaan<br>Subgroups of expenditure |   | Luar Bandar / Rural |             |               |             |               |             |               |             |
|--|---|---------------------|-------------|---------------|-------------|---------------|-------------|---------------|-------------|
|  |   | Perak               |             | Perlis        |             | Selangor      |             | Terengganu    |             |
|  |   | (RM)                | (%)         | (RM)          | (%)         | (RM)          | (%)         | (RM)          | (%)         |
| 0731   | Pengangkutan penumpang menggunakan laluan rel<br><i>Passenger transport by railway</i>  | 0.79                | 0.02        | 5.26          | 0.14        | 1.01          | 0.02        | 0.30          | 0.01        |
| 0732   | Pengangkutan penumpang menggunakan jalan raya<br><i>Passenger transport by road</i>   | 3.62                | 0.10        | 1.74          | 0.04        | 25.82         | 0.48        | 9.68          | 0.21        |
| 0733   | Pengangkutan penumpang melalui udara<br><i>Passenger transport by air</i>   | 0.25                | 0.01        | 1.87          | 0.05        | 106.91        | 2.00        | 3.56          | 0.08        |
| 0734   | Pengangkutan penumpang melalui laut & air daratan<br><i>Passenger transport by sea &amp; inland waterway</i>  | 0.25                | 0.01        | 0.04          | 0.00        | 2.81          | 0.05        | 1.00          | 0.02        |
| 0735   | Pengangkutan penumpang gabungan<br><i>Combined passenger transport</i>  | -                   | -           | -             | -           | 0.50          | 0.01        | 0.16          | 0.00        |
| 0736   | Bayaran perkhidmatan pengangkutan lain<br><i>Other purchased transport services</i>   | 0.00                | 0.00        | -             | -           | 0.46          | 0.01        | 0.54          | 0.01        |
| 0741   | Perkhidmatan pos & kurier<br><i>Postal &amp; courier services</i>   | 4.03                | 0.12        | 4.56          | 0.12        | 9.01          | 0.17        | 2.86          | 0.06        |
| 0749   | Pengangkutan barang-barang lain<br><i>Other transport of goods</i>  | 0.41                | 0.01        | 0.53          | 0.01        | 3.08          | 0.06        | 1.47          | 0.03        |
| <b>Kumpulan</b>                                      | <b>08 Maklumat dan Komunikasi</b><br><i>Information and Communication</i>   | <b>197.47</b>       | <b>5.63</b> | <b>245.04</b> | <b>6.33</b> | <b>373.49</b> | <b>7.00</b> | <b>284.88</b> | <b>6.11</b> |
| 0811   | Peralatan telefon tetap<br><i>Fixed telephone equipment</i>   | 0.02                | 0.00        | -             | -           | -             | -           | -             | -           |
| 0812   | Peralatan telefon bimbit<br><i>Mobile telephone equipment</i>   | 15.11               | 0.43        | 10.38         | 0.27        | 23.23         | 0.44        | 23.76         | 0.51        |
| 0813   | Peralatan pemprosesan maklumat<br><i>Information processing equipment</i>   | 6.83                | 0.19        | 5.78          | 0.15        | 24.81         | 0.46        | 20.39         | 0.44        |
| 0814   | Peralatan untuk penerimaan, rakaman & penghasilan suara & penglihatan<br><i>Equipment for the reception, recording &amp; reproduction of sound &amp; vision</i> | 4.40                | 0.13        | 3.27          | 0.09        | 17.30         | 0.32        | 16.15         | 0.35        |
| 0815   | Media rakaman tidak direkod<br><i>Unrecorded recording media</i>  | 0.25                | 0.01        | 0.19          | 0.00        | 0.22          | 0.01        | 0.83          | 0.02        |
| 0819   | Peralatan & aksesori maklumat & komunikasi lain<br><i>Other information &amp; communication equipment &amp; accessories</i>                                     | 4.63                | 0.13        | 5.50          | 0.14        | 9.32          | 0.17        | 10.37         | 0.22        |
| 0820   | Perisian (tidak termasuk perisian permainan)<br><i>Software (excluding games)</i>   | 0.10                | 0.00        | -             | -           | 0.08          | 0.00        | 0.17          | 0.00        |
| 0831   | Perkhidmatan komunikasi tetap<br><i>Fixed communication services</i>  | 1.89                | 0.05        | 1.55          | 0.04        | 4.71          | 0.09        | 2.54          | 0.06        |
| 0832   | Perkhidmatan komunikasi mudah alih<br><i>Mobile communication services</i>  | 104.88              | 2.99        | 150.55        | 3.89        | 134.47        | 2.52        | 125.01        | 2.68        |

Jadual 4.2: Komposisi perbelanjaan penggunaan isi rumah bulanan mengikut subkumpulan perbelanjaan, negeri dan strata, Malaysia, 2024 (samb.)

Table 4.2: Composition of monthly household consumption expenditure by subgroups of expenditure, state and strata, Malaysia, 2024 (cont'd)

| Subkumpulan perbelanjaan<br>Subgroups of expenditure   | Luar Bandar / Rural |             |              |             |               |             |              |             |
|--|---------------------|-------------|--------------|-------------|---------------|-------------|--------------|-------------|
|  | Perak               |             | Perlis       |             | Selangor      |             | Terengganu   |             |
|  | (RM)                | (%)         | (RM)         | (%)         | (RM)          | (%)         | (RM)         | (%)         |
| 0833 Perkhidmatan penyediaan akses internet & net storage services<br><i>Internet access provision services &amp; net storage services</i>   | 12.64               | 0.36        | 25.18        | 0.65        | 46.33         | 0.87        | 23.95        | 0.51        |
| 0834 Perkhidmatan telekomunikasi gabungan<br><i>Bundled telecommunication services</i>   | 16.70               | 0.48        | 10.16        | 0.26        | 62.36         | 1.17        | 21.84        | 0.47        |
| 0835 Pembaikan & sewaan peralatan maklumat & komunikasi<br><i>Repair &amp; rental of information &amp; communication equipment</i>   | 0.93                | 0.03        | 0.84         | 0.02        | 2.16          | 0.04        | 5.70         | 0.12        |
| 0839 Perkhidmatan maklumat & komunikasi lain<br><i>Other information &amp; communication services</i>  | 29.09               | 0.83        | 31.64        | 0.82        | 48.50         | 0.91        | 34.17        | 0.73        |
| <b>Kumpulan 09</b> <b>Rekreasi, Sukan dan Kebudayaan</b><br><i>Group Recreation, Sport and Culture</i>   | <b>67.18</b>        | <b>1.92</b> | <b>72.90</b> | <b>1.88</b> | <b>190.85</b> | <b>3.58</b> | <b>96.65</b> | <b>2.07</b> |
| 0911 Peralatan fotografi & kelengkapan sinematografi & alatan optik<br><i>Photographic &amp; cinematographic equipment &amp; optical instruments</i>                                       | 0.17                | 0.00        | 0.10         | 0.00        | 2.15          | 0.04        | 2.36         | 0.08        |
| 0912 Barang-barang tahan lama utama untuk rekreasi<br><i>Major durables for recreation</i>   | 0.56                | 0.02        | 0.72         | 0.02        | 0.32          | 0.01        | 3.16         | 0.07        |
| 0921 Permainan, mainan & hobi<br><i>Games, toys &amp; hobbies</i>  | 6.61                | 0.19        | 7.00         | 0.18        | 18.85         | 0.35        | 7.86         | 0.17        |
| 0922 Kelengkapan untuk bersukan, perkhemahan & rekreasi terbuka<br><i>Equipment for sport, camping &amp; open-air recreation</i>   | 1.82                | 0.05        | 2.77         | 0.07        | 2.85          | 0.05        | 8.57         | 0.18        |
| 0931 Produk kebun, tanaman & bunga<br><i>Garden products, plants &amp; flowers</i>   | 4.63                | 0.13        | 7.97         | 0.21        | 13.54         | 0.25        | 10.66        | 0.23        |
| 0932 Binatang peliharaan & produk untuk binatang peliharaan<br><i>Pets &amp; products for pets</i>   | 8.92                | 0.25        | 12.09        | 0.31        | 22.98         | 0.43        | 12.72        | 0.27        |
| 0941 Sewa & pembaikan peralatan fotografi & kelengkapan sinematografi & alatan optik<br><i>Hire &amp; repair of photographic &amp; cinematographic equipment &amp; optical instruments</i> | 0.03                | 0.00        | 0.06         | 0.00        | 0.38          | 0.01        | 0.80         | 0.02        |
| 0942 Sewa, penyelenggaraan & pembaikan barang-barang tahan lama utama untuk rekreasi<br><i>Hire, maintenance &amp; repair of major durables for recreation</i>                             | 0.13                | 0.00        | -            | -           | -             | -           | 0.01         | 0.00        |
| 0943 Sewa & pembaikan permainan, mainan & hobi<br><i>Hire &amp; repair of games, toys &amp; hobbies</i>  | 0.20                | 0.01        | 1.16         | 0.03        | 0.06          | 0.00        | 0.28         | 0.01        |

Jadual 4.2: Komposisi perbelanjaan penggunaan isi rumah bulanan mengikut subkumpulan perbelanjaan, negeri dan strata, Malaysia, 2024 (samb.)

Table 4.2: Composition of monthly household consumption expenditure by subgroups of expenditure, state and strata, Malaysia, 2024 (cont'd)

| Subkumpulan perbelanjaan<br>Subgroups of expenditure |   | Luar Bandar / Rural |             |              |             |              |             |              |             |
|--|---|---------------------|-------------|--------------|-------------|--------------|-------------|--------------|-------------|
|  |   | Perak               |             | Perlis       |             | Selangor     |             | Terengganu   |             |
|  |   | (RM)                | (%)         | (RM)         | (%)         | (RM)         | (%)         | (RM)         | (%)         |
| 0944   | Sewa & pembaikan kelengkapan untuk bersukan, perkhemahan & rekreasi terbuka<br><i>Hire &amp; repair of equipment for sport, camping &amp; open air-recreation</i> | 0.60                | 0.02        | -            | -           | 0.45         | 0.01        | 0.18         | 0.00        |
| 0945   | Veterinar & lain-lain perkhidmatan untuk binatang peliharaan<br><i>Veterinary &amp; other services for pets</i>   | 1.62                | 0.05        | 2.57         | 0.07        | 1.81         | 0.03        | 1.99         | 0.04        |
| 0946   | Perkhidmatan rekreasi & sukan<br><i>Recreational &amp; sporting services</i>  | 7.36                | 0.21        | 6.75         | 0.17        | 33.31        | 0.63        | 8.06         | 0.17        |
| 0947   | Permainan nasib<br><i>Games of chance</i>   | 8.01                | 0.23        | 0.95         | 0.03        | 4.62         | 0.09        | 0.04         | 0.00        |
| 0951   | Alat muzik<br><i>Musical instruments</i>  | 0.13                | 0.00        | 0.06         | 0.00        | 0.42         | 0.01        | 1.36         | 0.03        |
| 0952   | Media pandang dengar<br><i>Audio-visual media</i>   | 0.01                | 0.00        | 0.00         | 0.00        | 0.00         | 0.00        | 0.01         | 0.00        |
| 0961   | Perkhidmatan yang disediakan oleh panggung wayang, teater & tempat konsert<br><i>Services provided by cinemas, theatres &amp; concert venues</i>                  | 5.49                | 0.16        | 14.49        | 0.37        | 36.35        | 0.68        | 9.11         | 0.20        |
| 0962   | Perkhidmatan yang disediakan oleh muzium, perpustakaan & tapak kebudayaan<br><i>Services provided by museums, libraries &amp; cultural sites</i>                  | 2.09                | 0.06        | 0.12         | 0.00        | 7.12         | 0.13        | 2.56         | 0.05        |
| 0963   | Perkhidmatan fotografi<br><i>Photographic services</i>  | 0.18                | 0.01        | 0.31         | 0.01        | 0.47         | 0.01        | 0.50         | 0.01        |
| 0969   | Lain-lain perkhidmatan kebudayaan<br><i>Other cultural services</i>   | 0.01                | 0.00        | 0.07         | 0.00        | 0.05         | 0.00        | 0.03         | 0.00        |
| 0971   | Buku<br><i>Books</i>  | 0.89                | 0.03        | 3.91         | 0.10        | 0.89         | 0.02        | 3.13         | 0.07        |
| 0972   | Surat khabar & bacaan berkala<br><i>Newspapers &amp; periodicals</i>  | 1.54                | 0.04        | 0.74         | 0.02        | 0.44         | 0.01        | 1.25         | 0.03        |
| 0973   | Pelbagai perkara bercetak<br><i>Miscellaneous printed matter</i>  | 0.10                | 0.00        | 0.25         | 0.01        | 0.13         | 0.00        | 0.14         | 0.00        |
| 0974   | Alat tulis & bahan lukisan<br><i>Stationery &amp; drawing materials</i>   | 7.55                | 0.22        | 7.99         | 0.21        | 12.22        | 0.23        | 12.54        | 0.27        |
| 0980   | Pakej percutian<br><i>Package holidays</i>  | 8.53                | 0.24        | 2.82         | 0.07        | 31.44        | 0.59        | 9.33         | 0.20        |
| <b>Kumpulan</b>                                      | <b>10 Perkhidmatan Pendidikan</b><br><i>Group Education Services</i>  | <b>26.34</b>        | <b>0.75</b> | <b>66.85</b> | <b>1.73</b> | <b>70.67</b> | <b>1.32</b> | <b>57.25</b> | <b>1.22</b> |
| 1010   | Pendidikan peringkat pra sekolah & sekolah rendah<br><i>Pre-primary &amp; primary school education</i>  | 16.79               | 0.48        | 29.67        | 0.77        | 32.81        | 0.61        | 25.42        | 0.54        |
| 1020   | Pendidikan peringkat menengah<br><i>Secondary education</i>   | 3.74                | 0.11        | 20.11        | 0.52        | 17.43        | 0.32        | 5.59         | 0.12        |

Jadual 4.2: Komposisi perbelanjaan penggunaan isi rumah bulanan mengikut subkumpulan perbelanjaan, negeri dan strata, Malaysia, 2024 (samb.)

Table 4.2: Composition of monthly household consumption expenditure by subgroups of expenditure, state and strata, Malaysia, 2024 (cont'd)

| Subkumpulan perbelanjaan<br>Subgroups of expenditure |   | Luar Bandar / Rural |              |               |              |                 |              |               |              |
|--|---|---------------------|--------------|---------------|--------------|-----------------|--------------|---------------|--------------|
|  |   | Perak               |              | Perlis        |              | Selangor        |              | Terengganu    |              |
|  |   | (RM)                | (%)          | (RM)          | (%)          | (RM)            | (%)          | (RM)          | (%)          |
| 1030   | Pendidikan peringkat lepasan menengah bukan tertiar<br><i>Post-secondary non-tertiary education</i>   | 1.89                | 0.05         | 3.80          | 0.10         | 4.13            | 0.08         | 5.15          | 0.11         |
| 1040   | Pendidikan peringkat diploma & ke atas<br><i>Diploma level education &amp; above</i>  | 2.15                | 0.06         | 10.31         | 0.26         | 5.28            | 0.10         | 3.63          | 0.08         |
| 1050   | Pendidikan yang tidak dikelaskan mengikut peringkat<br><i>Education not definable by level</i>  | 1.77                | 0.05         | 2.96          | 0.08         | 11.02           | 0.21         | 17.46         | 0.37         |
| <b>Kumpulan Group</b>                                | <b>11 Restoran dan Perkhidmatan Penginapan</b><br><i>Restaurants and Accommodation Services</i>   | <b>552.40</b>       | <b>15.76</b> | <b>604.28</b> | <b>15.61</b> | <b>1,036.92</b> | <b>19.43</b> | <b>794.65</b> | <b>17.05</b> |
| 1110   | Restoran, kafe, kantin, kafeteria, dewan makan & seumpamanya<br><i>Restaurants, cafés, canteens, cafeterias, refectories &amp; the like</i> | 525.61              | 14.99        | 590.31        | 15.25        | 993.77          | 18.62        | 766.33        | 16.44        |
| 1113   | Pembelian makanan dari lain-lain medium<br><i>Food purchase from other medium</i>   | 6.24                | 0.18         | 1.32          | 0.03         | 16.45           | 0.31         | 20.00         | 0.43         |
| 1120   | Perkhidmatan penginapan<br><i>Accommodation services</i>  | 20.55               | 0.59         | 12.65         | 0.33         | 26.70           | 0.50         | 8.32          | 0.18         |
| <b>Kumpulan Group</b>                                | <b>12 Insurans dan Perkhidmatan Kewangan</b><br><i>Insurance and Financial Services</i>   | <b>95.63</b>        | <b>2.73</b>  | <b>145.10</b> | <b>3.74</b>  | <b>261.44</b>   | <b>4.90</b>  | <b>102.62</b> | <b>2.20</b>  |
| 1211   | Insurans nyawa & kemalangan<br><i>Life &amp; accident insurance</i>   | 10.08               | 0.29         | 15.44         | 0.40         | 64.08           | 1.20         | 3.31          | 0.07         |
| 1212   | Insurans berkaitan dengan kesihatan<br><i>Insurance connected with health</i>   | 11.32               | 0.32         | 30.94         | 0.80         | 141.47          | 2.65         | 16.21         | 0.35         |
| 1213   | Insurans berkaitan dengan kediaman<br><i>Insurance connected with the dwelling</i>  | 0.23                | 0.01         | 0.14          | 0.00         | 0.55            | 0.01         | 0.02          | 0.00         |
| 1214   | Insurans berkaitan dengan pengangkutan<br><i>Insurance connected with transport</i>   | 67.99               | 1.94         | 97.59         | 2.52         | 41.73           | 0.78         | 78.81         | 1.69         |
| 1219   | Insurans lain<br><i>Other insurance</i>   | 0.86                | 0.02         | 0.99          | 0.02         | 3.10            | 0.06         | 4.03          | 0.09         |
| 1221   | Perkhidmatan perantaraan kewangan diukur secara tidak langsung<br><i>Financial intermediation services indirectly measured</i>              | 2.31                | 0.07         | -             | -            | 10.18           | 0.19         | 0.10          | 0.00         |
| 1222   | Caj eksplisit oleh syarikat pengambilan deposit<br><i>Explicit charges by deposit-taking corporations</i>                                   | 0.00                | 0.00         | -             | -            | 0.33            | 0.01         | 0.02          | 0.00         |
| 1229   | Perkhidmatan kewangan lain<br><i>Other financial services</i>   | 2.84                | 0.08         | -             | -            | -               | -            | 0.12          | 0.00         |

Jadual 4.2: Komposisi perbelanjaan penggunaan isi rumah bulanan mengikut subkumpulan perbelanjaan, negeri dan strata, Malaysia, 2024 (samb.)

Table 4.2: Composition of monthly household consumption expenditure by subgroups of expenditure, state and strata, Malaysia, 2024 (cont'd)

|   |  | Luar Bandar / Rural |               |                 |               |                 |               |                 |               |
|---|--|---------------------|---------------|-----------------|---------------|-----------------|---------------|-----------------|---------------|
| Subkumpulan perbelanjaan<br>Subgroups of expenditure  |  | Perak               |               | Perlis          |               | Selangor        |               | Terengganu      |               |
|   |  | (RM)                | (%)           | (RM)            | (%)           | (RM)            | (%)           | (RM)            | (%)           |
| <b>Kumpulan</b>   | <b>13 Penjagaan Diri, Perlindungan Sosial dan Pelbagai Barangan dan Perkhidmatan</b><br><i>Personal Care, Social Protection and Miscellaneous Goods and Services</i> | <b>196.77</b>       | <b>5.61</b>   | <b>216.06</b>   | <b>5.58</b>   | <b>245.29</b>   | <b>4.60</b>   | <b>297.93</b>   | <b>6.39</b>   |
| <i>Group</i>  |  |                     |               |                 |               |                 |               |                 |               |
| <b>1311</b>   | <b>Perkakas elektrik untuk penjagaan diri</b><br><i>Electric appliances for personal care</i>  | 3.45                | 0.10          | 0.20            | 0.01          | 1.77            | 0.03          | 3.21            | 0.07          |
| <b>1312</b>   | <b>Lain-lain perkakas, artikel &amp; produk untuk penjagaan diri</b><br><i>Other appliances, articles &amp; products for personal care</i>                           | 90.47               | 2.58          | 115.07          | 2.97          | 105.76          | 1.98          | 140.04          | 3.00          |
| <b>1313</b>   | <b>Salon dandan rambut &amp; pusat dandan peribadi</b><br><i>Hairdressing salons &amp; personal grooming establishments</i>  | 22.07               | 0.63          | 37.24           | 0.96          | 28.65           | 0.54          | 25.88           | 0.56          |
| <b>1321</b>   | <b>Barang kemas &amp; jam tangan</b><br><i>Jewellery &amp; watches</i>   | 30.68               | 0.88          | 24.43           | 0.63          | 41.29           | 0.77          | 40.71           | 0.87          |
| <b>1322</b>   | <b>Artikel pemujaan &amp; artikel untuk perayaan keagamaan &amp; ritual</b><br><i>Devotional articles &amp; articles for religious &amp; ritual celebrations</i>     | 11.01               | 0.31          | 2.23            | 0.06          | 14.31           | 0.27          | 1.43            | 0.03          |
| <b>1329</b>   | <b>Barang peribadi lain yang tidak dikelaskan dimana-mana</b><br><i>Other personal effects n.e.c</i>   | 8.42                | 0.24          | 6.73            | 0.17          | 5.95            | 0.11          | 22.62           | 0.49          |
| <b>1330</b>   | <b>Perlindungan sosial</b><br><i>Social protection</i>   | 1.40                | 0.04          | 5.46            | 0.14          | 5.73            | 0.11          | 4.77            | 0.10          |
| <b>1390</b>   | <b>Lain-lain perkhidmatan</b><br><i>Other services</i>   | 29.27               | 0.83          | 24.70           | 0.64          | 41.83           | 0.79          | 59.27           | 1.27          |
| <b>Komposisi perbelanjaan penggunaan isi rumah bulanan (01-13)</b><br><i>Composition of monthly household consumption expenditure (01-13)</i> |  | <b>3,505.75</b>     | <b>100.00</b> | <b>3,871.21</b> | <b>100.00</b> | <b>5,335.80</b> | <b>100.00</b> | <b>4,661.72</b> | <b>100.00</b> |

Jadual 4.2: Komposisi perbelanjaan penggunaan isi rumah bulanan mengikut subkumpulan perbelanjaan, negeri dan strata, Malaysia, 2024

Table 4.2: Composition of monthly household consumption expenditure by subgroups of expenditure, state and strata Malaysia, 2024

| Subkumpulan perbelanjaan<br>Subgroups of expenditure |  | Luar Bandar / Rural |              |               |              |               |              |
|--|--|---------------------|--------------|---------------|--------------|---------------|--------------|
|  |  | Sabah               |              | Sarawak       |              | W.P. Labuan   |              |
|  |  | (RM)                | (%)          | (RM)          | (%)          | (RM)          | (%)          |
| <b>Kumpulan</b>                                      | <b>01 Makanan dan Minuman</b>  | <b>811.51</b>       | <b>28.11</b> | <b>884.86</b> | <b>27.21</b> | <b>683.11</b> | <b>17.44</b> |
| <i>Group</i>   | <i>Food and Beverages</i>  |                     |              |               |              |               |              |
|  | <b>0111 Bijirin &amp; produk bijirin</b>   | 143.83              | 4.98         | 125.29        | 3.85         | 96.78         | 2.47         |
|  | <i>Cereals &amp; cereal products</i>   |                     |              |               |              |               |              |
|  | <b>0112 Haiwan hidup, daging &amp; bahagian lain bagi haiwan darat yang disembelih</b>         | 130.39              | 4.51         | 183.68        | 5.65         | 141.21        | 3.60         |
|  | <i>Live animals, meat &amp; other parts of slaughtered land animals</i>                        |                     |              |               |              |               |              |
|  | <b>0113 Ikan &amp; makanan laut lain</b>   | 151.34              | 5.24         | 183.35        | 5.64         | 121.81        | 3.11         |
|  | <i>Fish &amp; other seafood</i>  |                     |              |               |              |               |              |
|  | <b>0114 Susu, produk tenusu lain &amp; telur</b>   | 59.43               | 2.06         | 57.58         | 1.77         | 46.29         | 1.18         |
|  | <i>Milk, other dairy products &amp; eggs</i>   |                     |              |               |              |               |              |
|  | <b>0115 Minyak &amp; lemak</b>   | 23.22               | 0.80         | 26.17         | 0.80         | 20.65         | 0.53         |
|  | <i>Oils &amp; fats</i>   |                     |              |               |              |               |              |
|  | <b>0116 Buah-buahan &amp; kacang</b>   | 52.15               | 1.81         | 50.52         | 1.55         | 27.07         | 0.69         |
|  | <i>Fruits &amp; nuts</i>   |                     |              |               |              |               |              |
|  | <b>0117 Sayur-sayuran, ubi, plantain, pisang sayuran &amp; kekacang</b>                        | 91.01               | 3.15         | 100.65        | 3.10         | 69.75         | 1.78         |
|  | <i>Vegetables, tubers, plantains, cooking bananas &amp; pulses</i>                             |                     |              |               |              |               |              |
|  | <b>0118 Gula, manisan &amp; pencuci mulut</b>  | 19.26               | 0.67         | 16.20         | 0.50         | 17.53         | 0.45         |
|  | <i>Sugar, confectionery &amp; desserts</i>   |                     |              |               |              |               |              |
|  | <b>0119 Makanan sedia dimakan &amp; produk makanan lain</b>                                    | 75.29               | 2.61         | 76.74         | 2.36         | 93.17         | 2.38         |
|  | <i>Ready-made food &amp; other food products</i>   |                     |              |               |              |               |              |
|  | <b>0121 Jus buah-buahan &amp; sayur-sayuran</b>  | 0.39                | 0.01         | 0.52          | 0.02         | 1.44          | 0.04         |
|  | <i>Fruit &amp; vegetable juices</i>  |                     |              |               |              |               |              |
|  | <b>0122 Kopi &amp; pengganti kopi</b>  | 18.47               | 0.64         | 13.92         | 0.43         | 7.99          | 0.21         |
|  | <i>Coffee &amp; coffee substitutes</i>   |                     |              |               |              |               |              |
|  | <b>0123 Teh, mate' &amp; produk tumbuhan lain untuk seduhan</b>                                | 4.61                | 0.16         | 6.01          | 0.19         | 4.58          | 0.12         |
|  | <i>Tea, maté &amp; other plant products for infusion</i>                                       |                     |              |               |              |               |              |
|  | <b>0124 Minuman koko</b>   | 9.96                | 0.35         | 13.33         | 0.41         | 18.57         | 0.47         |
|  | <i>Cocoa drinks</i>  |                     |              |               |              |               |              |
|  | <b>0125 Air</b>  | 14.80               | 0.51         | 9.55          | 0.29         | 2.31          | 0.06         |
|  | <i>Water</i>   |                     |              |               |              |               |              |
|  | <b>0126 Minuman ringan</b>   | 11.13               | 0.39         | 12.82         | 0.39         | 5.97          | 0.15         |
|  | <i>Soft drinks</i>   |                     |              |               |              |               |              |
|  | <b>0129 Minuman tidak beralkohol lain</b>  | 6.03                | 0.21         | 8.53          | 0.26         | 7.98          | 0.20         |
|  | <i>Other non-alcoholic beverages</i>   |                     |              |               |              |               |              |
|  | <b>0130 Perkhidmatan pemprosesan barangan primer untuk makanan &amp; minuman bukan alkohol</b> | 0.20                | 0.01         | 0.02          | 0.00         | -             | -            |
|  | <i>Services for processing primary goods for food &amp; non-alcoholic beverages</i>            |                     |              |               |              |               |              |

Jadual 4.2: Komposisi perbelanjaan penggunaan isi rumah bulanan mengikut subkumpulan perbelanjaan, negeri dan strata, Malaysia, 2024 (samb.)

Table 4.2: Composition of monthly household consumption expenditure by subgroups of expenditure, state and strata, Malaysia, 2024 (cont'd)

| Subkumpulan perbelanjaan<br>Subgroups of expenditure |   | Luar Bandar / Rural |              |               |              |                 |              |
|--|---|---------------------|--------------|---------------|--------------|-----------------|--------------|
|  |   | Sabah               |              | Sarawak       |              | W.P. Labuan     |              |
|  |   | (RM)                | (%)          | (RM)          | (%)          | (RM)            | (%)          |
| <b>Kumpulan</b>                                      | <b>02 Minuman Alkohol dan</b>   | <b>64.71</b>        | <b>2.23</b>  | <b>112.21</b> | <b>3.45</b>  | <b>48.12</b>    | <b>1.23</b>  |
| <i>Group</i>   | <b>Tembakau</b><br><i>Alcoholic Beverages and Tobacco</i>   |                     |              |               |              |                 |              |
|  | <b>0211 Arak &amp; minuman keras</b><br><i>Spirits &amp; liquors</i>  | 0.08                | 0.00         | 4.59          | 0.14         | -               | -            |
|  | <b>0212 Wain</b><br><i>Wine</i>   | 0.93                | 0.03         | 5.76          | 0.18         | -               | -            |
|  | <b>0213 Bir</b><br><i>Beer</i>  | 16.45               | 0.57         | 49.90         | 1.53         | 1.81            | 0.05         |
|  | <b>0219 Minuman beralkohol lain</b><br><i>Other alcoholic beverages</i>   | 0.27                | 0.01         | 0.97          | 0.03         | -               | -            |
|  | <b>0220 Perkhidmatan penghasilan alkohol</b><br><i>Alcohol production services</i>  | 0.00                | 0.00         | 0.00          | 0.00         | -               | -            |
|  | <b>0230 Tembakau</b><br><i>Tobacco</i>  | 46.92               | 1.62         | 50.67         | 1.56         | 46.32           | 1.18         |
|  | <b>0240 Lain-lain</b><br><i>Others</i>  | 0.06                | 0.00         | 0.32          | 0.01         | -               | -            |
| <b>Kumpulan</b>                                      | <b>03 Pakaian dan Kasut</b>   | <b>80.31</b>        | <b>2.79</b>  | <b>102.49</b> | <b>3.15</b>  | <b>136.29</b>   | <b>3.48</b>  |
| <i>Group</i>   | <i>Clothing and Footwear</i>  |                     |              |               |              |                 |              |
|  | <b>0311 Material pakaian</b><br><i>Clothing materials</i>   | 0.16                | 0.01         | 0.38          | 0.01         | 0.05            | 0.00         |
|  | <b>0312 Pakaian</b><br><i>Garments</i>  | 58.82               | 2.04         | 76.90         | 2.37         | 83.90           | 2.14         |
|  | <b>0313 Lain-lain jenis pakaian &amp; aksesori pakaian</b><br><i>Other articles of clothing &amp; clothing accessories</i>          | 4.11                | 0.14         | 4.25          | 0.13         | 9.62            | 0.25         |
|  | <b>0314 Pencucian, pembaikan, menjahit &amp; sewa pakaian</b><br><i>Cleaning, repair, tailoring &amp; hire of clothing</i>          | 1.38                | 0.05         | 1.23          | 0.04         | 14.70           | 0.38         |
|  | <b>0321 Kasut &amp; lain-lain jenis alas kaki</b><br><i>Shoes &amp; other footwear</i>  | 15.37               | 0.53         | 19.61         | 0.60         | 27.93           | 0.71         |
|  | <b>0322 Pencucian, pembaikan &amp; sewa kasut</b><br><i>Cleaning, repair &amp; hire of footwear</i>                                 | 0.47                | 0.02         | 0.12          | 0.00         | 0.10            | 0.00         |
| <b>Kumpulan</b>                                      | <b>04 Perumahan, Air, Elektrik, Gas dan Bahan Api Lain</b>  | <b>746.91</b>       | <b>25.87</b> | <b>723.25</b> | <b>22.24</b> | <b>1,189.54</b> | <b>30.37</b> |
| <i>Group</i>   | <i>Housing, Water, Electricity, Gas and Other Fuels</i>   |                     |              |               |              |                 |              |
|  | <b>0411 Sewa sebenar yang dibayar oleh penyewa untuk kediaman utama</b><br><i>Actual rentals paid by tenants for main residence</i> | 87.69               | 3.04         | 13.70         | 0.42         | 206.13          | 5.26         |
|  | <b>0412 Lain-lain sewa sebenar</b><br><i>Other actual rentals</i>   | 0.18                | 0.01         | 0.04          | 0.00         | -               | -            |

Jadual 4.2: Komposisi perbelanjaan penggunaan isi rumah bulanan mengikut subkumpulan perbelanjaan, negeri dan strata, Malaysia, 2024 (samb.)

Table 4.2: Composition of monthly household consumption expenditure by subgroups of expenditure, state and strata, Malaysia, 2024 (cont'd)

| Subkumpulan perbelanjaan<br>Subgroups of expenditure  | Luar Bandar / Rural |             |               |             |               |             |
|---|---------------------|-------------|---------------|-------------|---------------|-------------|
|   | Sabah               |             | Sarawak       |             | W.P. Labuan   |             |
|   | (RM)                | (%)         | (RM)          | (%)         | (RM)          | (%)         |
| 0421 Sewa dinilai untuk kediaman utama<br><i>Imputed rentals of owner-occupiers for main residence</i>  | 515.88              | 17.86       | 556.68        | 17.12       | 704.35        | 17.98       |
| 0422 Lain-lain sewa dinilai<br><i>Other imputed rentals</i>   | 0.00                | 0.00        | 0.23          | 0.01        | -             | -           |
| 0431 Kelengkapan keselamatan & bahan-bahan untuk pembaikan & penyelenggaraan rumah kediaman<br><i>Security equipment &amp; materials for the maintenance &amp; repair of the dwelling</i> | 7.17                | 0.25        | 9.54          | 0.29        | 20.88         | 0.53        |
| 0432 Bayaran perkhidmatan penyelenggaraan, pembaikan & keselamatan rumah kediaman<br><i>Services for the maintenance, repair &amp; security of the dwelling</i>                           | 1.60                | 0.06        | 3.90          | 0.12        | 6.92          | 0.18        |
| 0441 Bekalan air<br><i>Water supply</i>   | 37.12               | 1.29        | 20.40         | 0.63        | 54.24         | 1.38        |
| 0442 Kutipan sampah<br><i>Refuse collection</i>   | 0.05                | 0.00        | 0.00          | 0.00        | -             | -           |
| 0443 Pembentungan<br><i>Sewage collection</i>   | 0.00                | 0.00        | 0.00          | 0.00        | -             | -           |
| 0444 Perkhidmatan lain berkaitan rumah kediaman<br><i>Other services relating to the dwelling n.e.c</i>   | 0.19                | 0.01        | 0.00          | 0.00        | -             | -           |
| 0451 Bekalan elektrik<br><i>Electricity</i>   | 74.23               | 2.57        | 89.99         | 2.77        | 170.92        | 4.36        |
| 0452 Gas<br><i>Gas</i>  | 21.79               | 0.75        | 26.68         | 0.82        | 7.26          | 0.19        |
| 0453 Bahan api cecair<br><i>Liquid fuels</i>  | 0.09                | 0.00        | 0.02          | 0.00        | -             | -           |
| 0454 Bahan api pepejal<br><i>Solid fuels</i>  | 0.92                | 0.03        | 2.07          | 0.06        | 18.85         | 0.48        |
| 0455 Lain lain bahan tenaga untuk pemanasan & penyejukan<br><i>Other energy for heating &amp; cooling</i>   | 0.00                | 0.00        | 0.00          | 0.00        | -             | -           |
| <b>Kumpulan 05 Hiasan, Perkakasan dan Penyelenggaraan Isi Rumah</b><br><i>Group Furnishings, Household Equipment and Routine Household Maintenance</i>                                    | <b>102.36</b>       | <b>3.54</b> | <b>134.01</b> | <b>4.12</b> | <b>216.95</b> | <b>5.54</b> |
| 0511 Perabot, kelengkapan & permaidani<br><i>Furniture, furnishings &amp; loose carpets</i>   | 16.45               | 0.57        | 32.14         | 0.99        | 68.97         | 1.76        |
| 0512 Pembaikan, pemasangan & sewa perabot, kelengkapan & permaidani<br><i>Repair, installation &amp; hire of furniture, furnishings &amp; loose carpets</i>                               | 0.00                | 0.00        | 0.18          | 0.01        | -             | -           |
| 0521 Tekstil isi rumah<br><i>Household textiles</i>   | 4.52                | 0.16        | 7.26          | 0.22        | 8.91          | 0.23        |

Jadual 4.2: Komposisi perbelanjaan penggunaan isi rumah bulanan mengikut subkumpulan perbelanjaan, negeri dan strata, Malaysia, 2024 (samb.)

Table 4.2: Composition of monthly household consumption expenditure by subgroups of expenditure, state and strata, Malaysia, 2024 (cont'd)

| Subkumpulan perbelanjaan<br>Subgroups of expenditure  | Luar Bandar / Rural |             |              |             |              |             |
|---|---------------------|-------------|--------------|-------------|--------------|-------------|
|   | Sabah               |             | Sarawak      |             | W.P. Labuan  |             |
|   | (RM)                | (%)         | (RM)         | (%)         | (RM)         | (%)         |
| <b>0522</b> Pembaikan, sewa & khidmat jahitan tekstil isi rumah<br><i>Repair, hire &amp; sewing services of household textiles</i>                              | 0.00                | 0.00        | 0.00         | 0.00        | -            | -           |
| <b>0531</b> Perkakasan utama isi rumah sama ada elektrik atau bukan elektrik<br><i>Major household appliances, whether electric or not</i>                      | 9.08                | 0.31        | 16.36        | 0.50        | 45.51        | 1.16        |
| <b>0532</b> Kelengkapan elektrik kecil isi rumah<br><i>Small household appliances</i>   | 2.77                | 0.09        | 5.73         | 0.18        | 7.79         | 0.20        |
| <b>0533</b> Pembaikan, pemasangan & sewa perkakas isi rumah<br><i>Repair, installation &amp; hire of household appliances</i>                                   | 1.75                | 0.06        | 2.75         | 0.08        | 7.76         | 0.20        |
| <b>0540</b> Barang kaca, pinggan mangkuk & peralatan dapur isi rumah<br><i>Glassware, tableware &amp; household utensils</i>                                    | 3.05                | 0.11        | 5.00         | 0.15        | 8.14         | 0.21        |
| <b>0551</b> Alat-alat & peralatan bermotor<br><i>Motorized tools &amp; equipment</i>  | 1.52                | 0.05        | 2.83         | 0.09        | 5.72         | 0.15        |
| <b>0552</b> Alat-alat tidak bermotor & pelbagai aksesori<br><i>Non-motorized tools &amp; miscellaneous accessories</i>  | 1.59                | 0.06        | 2.57         | 0.08        | 3.84         | 0.10        |
| <b>0553</b> Pembaikan & sewa alat-alat & peralatan bermotor & tidak bermotor<br><i>Repair &amp; hire of motorized &amp; non-motorized tools &amp; equipment</i> | 0.05                | 0.00        | 0.04         | 0.00        | -            | -           |
| <b>0561</b> Barang-barang isi rumah tidak tahan lama<br><i>Non-durable household goods</i>  | 45.77               | 1.58        | 55.41        | 1.70        | 36.33        | 0.93        |
| <b>0562</b> Perkhidmatan domestik & perkhidmatan urusan rumah tangga<br><i>Domestic services &amp; household services</i>                                       | 15.81               | 0.55        | 3.74         | 0.12        | 23.99        | 0.61        |
| <b>Kumpulan 06</b> Kesihatan<br><i>Group Health</i>   | <b>55.34</b>        | <b>1.92</b> | <b>60.00</b> | <b>1.85</b> | <b>87.15</b> | <b>2.22</b> |
| <b>0611</b> Ubat-ubatan<br><i>Medicines</i>   | 30.35               | 1.05        | 36.42        | 1.12        | 26.88        | 0.69        |
| <b>0612</b> Produk perubatan<br><i>Medical products</i>   | 4.33                | 0.15        | 6.65         | 0.20        | 4.88         | 0.12        |
| <b>0613</b> Produk bantu<br><i>Assistive products</i>   | 6.09                | 0.21        | 4.57         | 0.14        | 14.65        | 0.37        |
| <b>0614</b> Membaiki, menyewa & menyelenggara produk perubatan & bantuan<br><i>Repair, rental &amp; maintenance of medical &amp; assistive products</i>         | 0.04                | 0.00        | 0.03         | 0.00        | 0.09         | 0.00        |
| <b>0621</b> Perkhidmatan penjagaan pencegahan<br><i>Preventive care services</i>  | 0.22                | 0.01        | 0.16         | 0.00        | 4.88         | 0.12        |
| <b>0622</b> Perkhidmatan pergigian pesakit luar<br><i>Outpatient dental services</i>  | 4.32                | 0.15        | 3.14         | 0.10        | 1.51         | 0.04        |

Jadual 4.2: Komposisi perbelanjaan penggunaan isi rumah bulanan mengikut subkumpulan perbelanjaan, negeri dan strata, Malaysia, 2024 (samb.)

Table 4.2: Composition of monthly household consumption expenditure by subgroups of expenditure, state and strata, Malaysia, 2024 (cont'd)

| Subkumpulan perbelanjaan<br>Subgroups of expenditure |  | Luar Bandar / Rural |              |               |              |               |             |
|--|--|---------------------|--------------|---------------|--------------|---------------|-------------|
|  |  | Sabah               |              | Sarawak       |              | W.P. Labuan   |             |
|  |  | (RM)                | (%)          | (RM)          | (%)          | (RM)          | (%)         |
| 0623   | Perkhidmatan rawatan pesakit luar yang lain (tidak termasuk perkhidmatan pergigian)<br><i>Other outpatient care services (excluding preventive &amp; dental)</i> | 9.19                | 0.32         | 8.57          | 0.27         | 28.81         | 0.73        |
| 0631   | Perkhidmatan kuratif & pemulihan pesakit dalam<br><i>Inpatient curative &amp; rehabilitative services</i>  | 0.74                | 0.03         | 0.46          | 0.02         | 5.46          | 0.14        |
| 0632   | Perkhidmatan rawatan jangka panjang pesakit dalam<br><i>Inpatient long term care services</i>  | 0.05                | 0.00         | 0.00          | 0.00         | -             | -           |
| 0641   | Perkhidmatan pengimejan diagnostik & perkhidmatan makmal perubatan<br><i>Diagnostic imaging services &amp; medical laboratory services</i>                       | 0.01                | 0.00         | 0.00          | 0.00         | -             | -           |
| 0642   | Perkhidmatan pengangkutan kecemasan pesakit & penyelamatan kecemasan<br><i>Patient emergency transportation services &amp; emergency rescue</i>                  | 0.00                | 0.00         | 0.00          | 0.00         | -             | -           |
| 0643   | Perkhidmatan yang tidak dikelaskan di tempat lain<br><i>Services not classified elsewhere</i>  | 0.00                | 0.00         | 0.00          | 0.00         | -             | -           |
| <b>Kumpulan</b>                                      | <b>07 Pengangkutan</b>   | <b>317.19</b>       | <b>10.98</b> | <b>347.79</b> | <b>10.70</b> | <b>332.80</b> | <b>8.50</b> |
| <i>Group</i>   | <i>Transport</i>   |                     |              |               |              |               |             |
| 0711   | Motokar<br><i>Motor cars</i>   | 16.76               | 0.58         | 9.65          | 0.30         | -             | -           |
| 0712   | Motosikal<br><i>Motorcycles</i>  | 2.36                | 0.08         | 1.42          | 0.04         | -             | -           |
| 0713   | Basikal<br><i>Bicycles</i>   | 0.39                | 0.01         | 0.45          | 0.02         | 0.12          | 0.00        |
| 0721   | Alat ganti & aksesori untuk kelengkapan pengangkutan persendirian<br><i>Parts &amp; accessories for personal transport equipment</i>                             | 11.79               | 0.41         | 14.32         | 0.44         | 27.75         | 0.71        |
| 0722   | Bahan api & pelincir untuk kelengkapan pengangkutan persendirian<br><i>Fuels &amp; lubricants for personal transport equipment</i>                               | 183.09              | 6.34         | 216.56        | 6.66         | 203.84        | 5.20        |
| 0723   | Penyelenggaraan & pembaikan kelengkapan kenderaan persendirian<br><i>Maintenance &amp; repair of personal transport equipment</i>                                | 52.80               | 1.83         | 56.88         | 1.75         | 46.73         | 1.19        |
| 0724   | Perkhidmatan lain berkenaan kelengkapan pengangkutan persendirian<br><i>Other services in respect of personal transport equipment</i>                            | 6.25                | 0.22         | 4.80          | 0.15         | 6.13          | 0.16        |

Jadual 4.2: Komposisi perbelanjaan penggunaan isi rumah bulanan mengikut subkumpulan perbelanjaan, negeri dan strata, Malaysia, 2024 (samb.)

Table 4.2: Composition of monthly household consumption expenditure by subgroups of expenditure, state and strata, Malaysia, 2024 (cont'd)

| Subkumpulan perbelanjaan<br>Subgroups of expenditure   | Luar Bandar / Rural |             |               |             |               |             |
|--|---------------------|-------------|---------------|-------------|---------------|-------------|
|  | Sabah               |             | Sarawak       |             | W.P. Labuan   |             |
|  | (RM)                | (%)         | (RM)          | (%)         | (RM)          | (%)         |
| 0731 Pengangkutan penumpang menggunakan laluan rel<br><i>Passenger transport by railway</i>  | 0.01                | 0.00        | 0.09          | 0.00        | 0.05          | 0.00        |
| 0732 Pengangkutan penumpang menggunakan jalan raya<br><i>Passenger transport by road</i>   | 36.09               | 1.25        | 34.47         | 1.06        | 30.78         | 0.79        |
| 0733 Pengangkutan penumpang melalui udara<br><i>Passenger transport by air</i>   | 1.46                | 0.05        | 4.36          | 0.13        | 13.79         | 0.35        |
| 0734 Pengangkutan penumpang melalui laut & air daratan<br><i>Passenger transport by sea &amp; inland waterway</i>  | 3.60                | 0.12        | 2.56          | 0.08        | 0.14          | 0.00        |
| 0735 Pengangkutan penumpang gabungan<br><i>Combined passenger transport</i>  | 0.17                | 0.01        | 0.00          | 0.00        | -             | -           |
| 0736 Bayaran perkhidmatan pengangkutan lain<br><i>Other purchased transport services</i>   | 0.00                | 0.00        | 0.01          | 0.00        | -             | -           |
| 0741 Perkhidmatan pos & kurier<br><i>Postal &amp; courier services</i>   | 2.06                | 0.07        | 2.11          | 0.07        | 3.35          | 0.09        |
| 0749 Pengangkutan barang-barang lain<br><i>Other transport of goods</i>  | 0.36                | 0.01        | 0.11          | 0.00        | 0.13          | 0.00        |
| <b>Kumpulan 08 Maklumat dan Komunikasi</b><br><i>Group Information and Communication</i>   | <b>153.92</b>       | <b>5.34</b> | <b>173.64</b> | <b>5.34</b> | <b>297.24</b> | <b>7.59</b> |
| 0811 Peralatan telefon tetap<br><i>Fixed telephone equipment</i>   | 0.04                | 0.00        | 0.01          | 0.00        | -             | -           |
| 0812 Peralatan telefon bimbit<br><i>Mobile telephone equipment</i>   | 10.01               | 0.35        | 9.99          | 0.31        | 13.16         | 0.34        |
| 0813 Peralatan pemprosesan maklumat<br><i>Information processing equipment</i>   | 4.62                | 0.16        | 5.28          | 0.16        | 15.02         | 0.38        |
| 0814 Peralatan untuk penerimaan, rakaman & penghasilan suara & penglihatan<br><i>Equipment for the reception, recording &amp; reproduction of sound &amp; vision</i> | 1.55                | 0.05        | 5.98          | 0.18        | 6.54          | 0.17        |
| 0815 Media rakaman tidak direkod<br><i>Unrecorded recording media</i>  | 0.07                | 0.00        | 0.55          | 0.02        | 0.20          | 0.01        |
| 0819 Peralatan & aksesori maklumat & komunikasi lain<br><i>Other information &amp; communication equipment &amp; accessories</i>                                     | 2.54                | 0.09        | 4.27          | 0.13        | 5.11          | 0.13        |
| 0820 Perisian (tidak termasuk perisian permainan)<br><i>Software (excluding games)</i>   | 0.00                | 0.00        | 0.00          | 0.00        | -             | -           |
| 0831 Perkhidmatan komunikasi tetap<br><i>Fixed communication services</i>  | 1.13                | 0.04        | 0.56          | 0.02        | 4.00          | 0.10        |
| 0832 Perkhidmatan komunikasi mudah alih<br><i>Mobile communication services</i>  | 93.48               | 3.24        | 109.24        | 3.36        | 161.76        | 4.13        |

Jadual 4.2: Komposisi perbelanjaan penggunaan isi rumah bulanan mengikut subkumpulan perbelanjaan, negeri dan strata, Malaysia, 2024 (samb.)

Table 4.2: Composition of monthly household consumption expenditure by subgroups of expenditure, state and strata, Malaysia, 2024 (cont'd)

| Subkumpulan perbelanjaan<br>Subgroups of expenditure |   | Luar Bandar / Rural |             |              |             |              |             |
|--|---|---------------------|-------------|--------------|-------------|--------------|-------------|
|  |   | Sabah               |             | Sarawak      |             | W.P. Labuan  |             |
|  |   | (RM)                | (%)         | (RM)         | (%)         | (RM)         | (%)         |
| 0833   | Perkhidmatan penyediaan akses internet & net storage services<br><i>Internet access provision services &amp; net storage services</i>   | 14.04               | 0.49        | 7.87         | 0.24        | 14.29        | 0.36        |
| 0834   | Perkhidmatan telekomunikasi gabungan<br><i>Bundled telecommunication services</i>   | 9.97                | 0.35        | 14.61        | 0.45        | 38.43        | 0.98        |
| 0835   | Pembaikan & sewaan peralatan maklumat & komunikasi<br><i>Repair &amp; rental of information &amp; communication equipment</i>   | 0.29                | 0.01        | 0.39         | 0.01        | 0.57         | 0.01        |
| 0839   | Perkhidmatan maklumat & komunikasi lain<br><i>Other information &amp; communication services</i>  | 16.18               | 0.56        | 14.89        | 0.46        | 38.18        | 0.97        |
| <b>Kumpulan 09</b>                                   | <b>Rekreasi, Sukan dan Kebudayaan</b><br><i>Recreation, Sport and Culture</i>   | <b>36.00</b>        | <b>1.23</b> | <b>94.08</b> | <b>2.90</b> | <b>75.58</b> | <b>1.93</b> |
| 0911   | Peralatan fotografi & kelengkapan sinematografi & alatan optik<br><i>Photographic &amp; cinematographic equipment &amp; optical instruments</i>                                       | 0.06                | 0.00        | 1.92         | 0.06        | 0.74         | 0.02        |
| 0912   | Barang-barang tahan lama utama untuk rekreasi<br><i>Major durables for recreation</i>   | 0.27                | 0.01        | 1.74         | 0.05        | 0.78         | 0.02        |
| 0921   | Permainan, mainan & hobi<br><i>Games, toys &amp; hobbies</i>  | 2.98                | 0.10        | 7.66         | 0.24        | 4.83         | 0.12        |
| 0922   | Kelengkapan untuk bersukan, perkhemahan & rekreasi terbuka<br><i>Equipment for sport, camping &amp; open-air recreation</i>   | 1.48                | 0.05        | 2.09         | 0.06        | 1.46         | 0.04        |
| 0931   | Produk kebun, tanaman & bunga<br><i>Garden products, plants &amp; flowers</i>   | 0.90                | 0.03        | 6.81         | 0.21        | 1.76         | 0.04        |
| 0932   | Binatang peliharaan & produk untuk binatang peliharaan<br><i>Pets &amp; products for pets</i>   | 7.95                | 0.28        | 18.79        | 0.57        | 5.73         | 0.15        |
| 0941   | Sewa & pembaikan peralatan fotografi & kelengkapan sinematografi & alatan optik<br><i>Hire &amp; repair of photographic &amp; cinematographic equipment &amp; optical instruments</i> | 0.00                | 0.00        | 0.01         | 0.00        | -            | -           |
| 0942   | Sewa, penyelenggaraan & pembaikan barang-barang tahan lama utama untuk rekreasi<br><i>Hire, maintenance &amp; repair of major durables for recreation</i>                             | 0.02                | 0.00        | 0.00         | 0.00        | -            | -           |
| 0943   | Sewa & pembaikan permainan, mainan & hobi<br><i>Hire &amp; repair of games, toys &amp; hobbies</i>  | 0.05                | 0.00        | 0.37         | 0.01        | 5.20         | 0.13        |

Jadual 4.2: Komposisi perbelanjaan penggunaan isi rumah bulanan mengikut subkumpulan perbelanjaan, negeri dan strata, Malaysia, 2024 (samb.)

Table 4.2: Composition of monthly household consumption expenditure by subgroups of expenditure, state and strata, Malaysia, 2024 (cont'd)

| Subkumpulan perbelanjaan<br>Subgroups of expenditure  | Luar Bandar / Rural |             |              |             |              |             |
|---|---------------------|-------------|--------------|-------------|--------------|-------------|
|   | Sabah               |             | Sarawak      |             | W.P. Labuan  |             |
|   | (RM)                | (%)         | (RM)         | (%)         | (RM)         | (%)         |
| <b>0944 Sewa &amp; pembaikan kelengkapan untuk bersukan, perkhemahan &amp; rekreasi terbuka</b><br><i>Hire &amp; repair of equipment for sport, camping &amp; open air-recreation</i> | 0.02                | 0.00        | 0.00         | 0.00        | -            | -           |
| <b>0945 Veterinar &amp; lain-lain perkhidmatan untuk binatang peliharaan</b><br><i>Veterinary &amp; other services for pets</i>   | 0.18                | 0.01        | 0.61         | 0.02        | 1.76         | 0.04        |
| <b>0946 Perkhidmatan rekreasi &amp; sukan</b><br><i>Recreational &amp; sporting services</i>  | 3.45                | 0.12        | 2.62         | 0.08        | 5.59         | 0.14        |
| <b>0947 Permainan nasib</b><br><i>Games of chance</i>   | 2.21                | 0.08        | 27.92        | 0.86        | -            | 0.00        |
| <b>0951 Alat muzik</b><br><i>Musical instruments</i>  | 0.27                | 0.01        | 0.27         | 0.01        | 3.33         | 0.08        |
| <b>0952 Media pandang dengar</b><br><i>Audio-visual media</i>   | 0.00                | 0.00        | 0.01         | 0.00        | -            | 0.00        |
| <b>0961 Perkhidmatan yang disediakan oleh panggung wayang, teater &amp; tempat konsert</b><br><i>Services provided by cinemas, theatres &amp; concert venues</i>                      | 4.36                | 0.15        | 6.10         | 0.19        | 26.63        | 0.68        |
| <b>0962 Perkhidmatan yang disediakan oleh muzium, perpustakaan &amp; tapak kebudayaan</b><br><i>Services provided by museums, libraries &amp; cultural sites</i>                      | 0.37                | 0.01        | 2.16         | 0.07        | -            | -           |
| <b>0963 Perkhidmatan fotografi</b><br><i>Photographic services</i>  | 0.08                | 0.00        | 0.66         | 0.02        | -            | -           |
| <b>0969 Lain-lain perkhidmatan kebudayaan</b><br><i>Other cultural services</i>   | 0.00                | 0.00        | 0.00         | 0.00        | -            | -           |
| <b>0971 Buku</b><br><i>Books</i>  | 0.68                | 0.02        | 0.92         | 0.03        | 0.35         | 0.01        |
| <b>0972 Surat khabar &amp; bacaan berkala</b><br><i>Newspapers &amp; periodicals</i>  | 0.03                | 0.00        | 0.17         | 0.01        | -            | -           |
| <b>0973 Pelbagai perkara bercetak</b><br><i>Miscellaneous printed matter</i>  | 0.03                | 0.00        | 0.06         | 0.00        | 0.08         | 0.00        |
| <b>0974 Alat tulis &amp; bahan lukisan</b><br><i>Stationery &amp; drawing materials</i>   | 8.76                | 0.30        | 10.08        | 0.31        | 5.74         | 0.15        |
| <b>0980 Pakej percutian</b><br><i>Package holidays</i>  | 1.85                | 0.06        | 3.11         | 0.10        | 11.60        | 0.30        |
| <b>Kumpulan 10 Perkhidmatan Pendidikan</b><br><i>Group Education Services</i>   | <b>14.06</b>        | <b>0.49</b> | <b>12.96</b> | <b>0.40</b> | <b>20.29</b> | <b>0.52</b> |
| <b>1010 Pendidikan peringkat pra sekolah &amp; sekolah rendah</b><br><i>Pre-primary &amp; primary school education</i>  | 8.24                | 0.29        | 6.92         | 0.22        | 20.15        | 0.51        |
| <b>1020 Pendidikan peringkat menengah</b><br><i>Secondary education</i>   | 1.98                | 0.07        | 1.87         | 0.06        | 0.13         | 0.00        |

Jadual 4.2: Komposisi perbelanjaan penggunaan isi rumah bulanan mengikut subkumpulan perbelanjaan, negeri dan strata, Malaysia, 2024 (samb.)

Table 4.2: Composition of monthly household consumption expenditure by subgroups of expenditure, state and strata, Malaysia, 2024 (cont'd)

| Subkumpulan perbelanjaan<br>Subgroups of expenditure |   | Luar Bandar / Rural |              |               |              |               |              |
|--|---|---------------------|--------------|---------------|--------------|---------------|--------------|
|  |   | Sabah               |              | Sarawak       |              | W.P. Labuan   |              |
|  |   | (RM)                | (%)          | (RM)          | (%)          | (RM)          | (%)          |
| 1030   | Pendidikan peringkat lepasan menengah bukan tertiar<br><i>Post-secondary non-tertiary education</i>   | 0.95                | 0.03         | 1.42          | 0.04         | -             | -            |
| 1040   | Pendidikan peringkat diploma & ke atas<br><i>Diploma level education &amp; above</i>  | 0.64                | 0.02         | 0.79          | 0.02         | -             | -            |
| 1050   | Pendidikan yang tidak dikelaskan mengikut peringkat<br><i>Education not definable by level</i>  | 2.25                | 0.08         | 1.96          | 0.06         | -             | -            |
| <b>Kumpulan Group</b>                                | <b>11 Restoran dan Perkhidmatan Penginapan</b><br><i>Restaurants and Accommodation Services</i>   | <b>293.31</b>       | <b>10.15</b> | <b>362.69</b> | <b>11.15</b> | <b>512.86</b> | <b>13.09</b> |
| 1110   | Restoran, kafe, kantin, kafetaria, dewan makan & seumpamanya<br><i>Restaurants, cafés, canteens, cafeterias, refectories &amp; the like</i> | 282.99              | 9.80         | 351.50        | 10.81        | 509.95        | 13.02        |
| 1113   | Pembelian makanan dari lain-lain medium<br><i>Food purchase from other medium</i>   | 3.00                | 0.10         | 4.33          | 0.13         | 0.04          | 0.00         |
| 1120   | Perkhidmatan penginapan<br><i>Accommodation services</i>  | 7.32                | 0.25         | 6.86          | 0.21         | 2.86          | 0.07         |
| <b>Kumpulan Group</b>                                | <b>12 Insurans dan Perkhidmatan Kewangan</b><br><i>Insurance and Financial Services</i>   | <b>53.84</b>        | <b>1.86</b>  | <b>59.76</b>  | <b>1.84</b>  | <b>87.10</b>  | <b>2.22</b>  |
| 1211   | Insurans nyawa & kemalangan<br><i>Life &amp; accident insurance</i>   | 5.34                | 0.18         | 8.94          | 0.28         | 21.19         | 0.54         |
| 1212   | Insurans berkaitan dengan kesihatan<br><i>Insurance connected with health</i>   | 1.52                | 0.05         | 3.92          | 0.12         | 12.78         | 0.33         |
| 1213   | Insurans berkaitan dengan kediaman<br><i>Insurance connected with the dwelling</i>  | 0.01                | 0.00         | 0.08          | 0.00         | 0.26          | 0.01         |
| 1214   | Insurans berkaitan dengan pengangkutan<br><i>Insurance connected with transport</i>   | 35.98               | 1.25         | 45.78         | 1.41         | 40.87         | 1.04         |
| 1219   | Insurans lain<br><i>Other insurance</i>   | 0.76                | 0.03         | 0.10          | 0.00         | -             | -            |
| 1221   | Perkhidmatan perantaraan kewangan diukur secara tidak langsung<br><i>Financial intermediation services indirectly measured</i>              | 1.25                | 0.04         | 0.36          | 0.01         | -             | -            |
| 1222   | Caj eksplisit oleh syarikat pengambilan deposit<br><i>Explicit charges by deposit-taking corporations</i>                                   | 1.38                | 0.05         | 0.08          | 0.00         | 4.00          | 0.10         |
| 1229   | Perkhidmatan kewangan lain<br><i>Other financial services</i>   | 7.60                | 0.26         | 0.50          | 0.02         | 8.00          | 0.20         |

Jadual 4.2: Komposisi perbelanjaan penggunaan isi rumah bulanan mengikut subkumpulan perbelanjaan, negeri dan strata, Malaysia, 2024 (samb.)

Table 4.2: Composition of monthly household consumption expenditure by subgroups of expenditure, state and strata, Malaysia, 2024 (cont'd)

| Subkumpulan perbelanjaan<br>Subgroups of expenditure  |  | Luar Bandar / Rural |               |                 |               |                 |               |
|---|--|---------------------|---------------|-----------------|---------------|-----------------|---------------|
|   |  | Sabah               |               | Sarawak         |               | W.P. Labuan     |               |
|   |  | (RM)                | (%)           | (RM)            | (%)           | (RM)            | (%)           |
| <b>Kumpulan</b>   | <b>13 Penjagaan Diri, Perlindungan Sosial dan Pelbagai Barangan dan Perkhidmatan</b><br><i>Personal Care, Social Protection and Miscellaneous Goods and Services</i> | <b>158.59</b>       | <b>5.49</b>   | <b>183.74</b>   | <b>5.65</b>   | <b>229.98</b>   | <b>5.86</b>   |
| <i>Group</i>  |  |                     |               |                 |               |                 |               |
| <b>1311</b>   | <b>Perkakas elektrik untuk penjagaan diri</b><br><i>Electric appliances for personal care</i>  | 0.61                | 0.02          | 1.55            | 0.05          | 0.95            | 0.02          |
| <b>1312</b>   | <b>Lain-lain perkakas, artikel &amp; produk untuk penjagaan diri</b><br><i>Other appliances, articles &amp; products for personal care</i>                           | 103.41              | 3.58          | 104.98          | 3.23          | 122.33          | 3.12          |
| <b>1313</b>   | <b>Salon dandanan rambut &amp; pusat dandanan peribadi</b><br><i>Hairdressing salons &amp; personal grooming establishments</i>                                      | 15.28               | 0.53          | 36.12           | 1.12          | 31.92           | 0.81          |
| <b>1321</b>   | <b>Barang kemas &amp; jam tangan</b><br><i>Jewellery &amp; watches</i>   | 9.35                | 0.32          | 15.70           | 0.48          | 14.16           | 0.36          |
| <b>1322</b>   | <b>Artikel pemujaan &amp; artikel untuk perayaan keagamaan &amp; ritual</b><br><i>Devotional articles &amp; articles for religious &amp; ritual celebrations</i>     | 0.33                | 0.01          | 0.80            | 0.02          | 1.31            | 0.03          |
| <b>1329</b>   | <b>Barang peribadi lain yang tidak dikelaskan dimana-mana</b><br><i>Other personal effects n.e.c</i>   | 5.46                | 0.19          | 7.96            | 0.24          | 10.85           | 0.28          |
| <b>1330</b>   | <b>Perlindungan sosial</b><br><i>Social protection</i>   | 0.86                | 0.03          | 0.65            | 0.02          | 8.00            | 0.20          |
| <b>1390</b>   | <b>Lain-lain perkhidmatan</b><br><i>Other services</i>   | 23.29               | 0.81          | 15.98           | 0.49          | 40.47           | 1.03          |
| <b>Komposisi perbelanjaan penggunaan isi rumah bulanan (01-13)</b><br><i>Composition of monthly household consumption expenditure (01-13)</i> |  | <b>2,888.05</b>     | <b>100.00</b> | <b>3,251.50</b> | <b>100.00</b> | <b>3,917.02</b> | <b>100.00</b> |

# STATISTIK TERPILIH MALAYSIA

←  
*SELECTED STATISTICS  
OF MALAYSIA*

**LAPORAN SURVEI**

**PERBELANJAAN  
ISI RUMAH**

*HOUSEHOLD EXPENDITURE  
SURVEY REPORT*

**2 0 2 4**

**Muka surat ini sengaja dibiarkan kosong**  
*This page is deliberately left blank*

Jadual 5.1: Bilangan penduduk mengikut negeri, daerah pentadbiran dan kewarganegaraan, Malaysia, 2022 - 2024

Table 5.1: Number of population by state, administrative district and citizenship, Malaysia, 2022 - 2024

(’000)

| Daerah pentadbiran<br>Administrative district | 2022            |                   | 2023            |                   | 2024            |                   |
|---|-----------------|-------------------|-----------------|-------------------|-----------------|-------------------|
|   | Warganegara     | Bukan Warganegara | Warganegara     | Bukan Warganegara | Warganegara     | Bukan Warganegara |
|   | Citizens        | Non-citizens      | Citizens        | Non-citizens      | Citizens        | Non-citizens      |
| <b>Malaysia</b>                               | <b>30,198.2</b> | <b>2,499.9</b>    | <b>30,437.1</b> | <b>2,964.8</b>    | <b>30,655.3</b> | <b>3,396.9</b>    |
| <b>01 Johor</b>                               | <b>3,740.7</b>  | <b>287.6</b>      | <b>3,769.3</b>  | <b>337.9</b>      | <b>3,796.4</b>  | <b>387.9</b>      |
| 01 Batu Pahat                                 | 470.3           | 27.2              | 473.0           | 31.0              | 475.6           | 34.5              |
| 02 Johor Bahru                                | 1,612.8         | 111.0             | 1,627.7         | 133.8             | 1,642.1         | 157.0             |
| 03 Kluang                                     | 293.1           | 30.4              | 294.7           | 34.0              | 296.5           | 37.2              |
| 04 Kota Tinggi                                | 212.4           | 12.4              | 214.5           | 14.9              | 216.2           | 17.3              |
| 05 Mersing                                    | 75.3            | 3.7               | 75.9            | 4.2               | 76.4            | 4.6               |
| 06 Muar                                       | 283.5           | 30.5              | 285.1           | 33.7              | 286.7           | 36.6              |
| 07 Pontian                                    | 161.5           | 12.0              | 162.7           | 13.1              | 163.7           | 14.2              |
| 08 Segamat                                    | 187.8           | 10.5              | 188.5           | 13.2              | 189.2           | 15.9              |
| 09 Kulai                                      | 286.7           | 42.5              | 289.0           | 51.3              | 291.2           | 60.2              |
| 10 Tangkak                                    | 157.3           | 7.3               | 158.2           | 8.9               | 159.0           | 10.5              |
| <b>02 Kedah</b>                               | <b>2,074.0</b>  | <b>89.1</b>       | <b>2,089.6</b>  | <b>99.6</b>       | <b>2,104.2</b>  | <b>112.8</b>      |
| 01 Baling                                     | 142.2           | 2.8               | 143.7           | 2.9               | 144.9           | 3.2               |
| 02 Bandar Baharu                              | 43.4            | 1.2               | 43.6            | 1.5               | 43.9            | 1.7               |
| 03 Kota Setar                                 | 364.5           | 12.3              | 366.8           | 12.5              | 368.9           | 12.8              |
| 04 Kuala Muda                                 | 516.9           | 33.5              | 520.6           | 39.7              | 524.2           | 47.1              |
| 05 Kubang Pasu                                | 243.1           | 6.6               | 244.8           | 6.7               | 246.4           | 6.9               |
| 06 Kulim                                      | 322.9           | 18.5              | 325.1           | 21.4              | 327.2           | 25.0              |
| 07 Langkawi                                   | 92.4            | 3.9               | 93.4            | 4.6               | 94.4            | 5.4               |
| 08 Padang Terap                               | 63.3            | 3.2               | 63.9            | 3.2               | 64.5            | 3.2               |
| 09 Sik  | 66.6            | 2.0               | 67.2            | 2.1               | 67.8            | 2.2               |
| 10 Yan  | 73.3            | 0.6               | 73.7            | 0.6               | 74.2            | 0.6               |
| 11 Pendang                                    | 98.0            | 1.8               | 98.8            | 1.9               | 99.6            | 2.0               |
| 12 Pokok Sena                                 | 47.3            | 2.7               | 47.8            | 2.7               | 48.2            | 2.8               |
| <b>03 Kelantan</b>                            | <b>1,796.5</b>  | <b>34.1</b>       | <b>1,819.4</b>  | <b>40.3</b>       | <b>1,840.8</b>  | <b>47.2</b>       |
| 01 Bachok                                     | 159.6           | 1.1               | 161.8           | 1.3               | 164.0           | 1.5               |
| 02 Kota Bharu                                 | 556.7           | 10.8              | 563.5           | 12.3              | 569.9           | 13.8              |
| 03 Machang                                    | 112.9           | 1.0               | 114.1           | 1.1               | 115.3           | 1.3               |
| 04 Pasir Mas                                  | 231.7           | 2.4               | 234.6           | 2.9               | 237.0           | 3.4               |
| 05 Pasir Puteh                                | 138.1           | 0.8               | 140.0           | 1.0               | 141.8           | 1.1               |
| 06 Tanah Merah                                | 149.6           | 4.1               | 151.4           | 4.7               | 153.1           | 5.3               |
| 07 Tumpat                                     | 182.3           | 1.4               | 184.9           | 1.6               | 187.2           | 1.9               |
| 08 Gua Musang                                 | 96.9            | 7.1               | 98.2            | 9.0               | 99.4            | 11.1              |
| 09 Kuala Krai                                 | 103.4           | 3.6               | 104.8           | 4.5               | 106.1           | 5.5               |
| 10 Jeli                                       | 54.7            | 1.3               | 55.4            | 1.6               | 55.9            | 1.8               |
| 11 Kecil Lojing                               | 10.5            | 0.3               | 10.7            | 0.4               | 10.9            | 0.4               |
| <b>04 Melaka</b>                              | <b>941.1</b>    | <b>67.5</b>       | <b>948.3</b>    | <b>80.0</b>       | <b>954.9</b>    | <b>91.8</b>       |
| 01 Alor Gajah                                 | 234.6           | 17.2              | 236.2           | 20.1              | 237.7           | 22.8              |
| 02 Jasin                                      | 141.3           | 12.6              | 142.5           | 12.0              | 143.7           | 12.7              |
| 03 Melaka Tengah                              | 565.1           | 37.7              | 569.6           | 47.8              | 573.5           | 56.4              |
| <b>05 Negeri Sembilan</b>                     | <b>1,149.7</b>  | <b>58.1</b>       | <b>1,158.0</b>  | <b>66.8</b>       | <b>1,164.9</b>  | <b>74.5</b>       |
| 01 Jelebu                                     | 43.5            | 2.8               | 43.7            | 3.8               | 43.8            | 4.9               |
| 02 Kuala Pilah                                | 68.7            | 1.7               | 69.0            | 2.4               | 69.2            | 3.1               |
| 03 Port Dickson                               | 124.3           | 5.8               | 125.3           | 7.4               | 126.1           | 9.1               |
| 04 Rembau                                     | 46.1            | 1.7               | 46.4            | 2.1               | 46.8            | 2.5               |
| 05 Seremban                                   | 659.3           | 37.5              | 664.7           | 40.8              | 669.3           | 43.0              |
| 06 Tampin                                     | 84.3            | 4.6               | 84.7            | 5.2               | 84.9            | 5.6               |
| 07 Jempol                                     | 123.5           | 4.1               | 124.3           | 5.2               | 124.9           | 6.3               |

Nota / Notes:

1. Anggaran penduduk pertengahan tahun berasaskan Banci Penduduk dan Perumahan Malaysia, 2020

Mid-year population estimates based on the Population and Housing Census Malaysia, 2020

2. Hasil tambah mungkin berbeza kerana pembundaran

The added total may differ due to rounding

Jadual 5.1: Bilangan penduduk mengikut negeri, daerah pentadbiran dan kewarganegaraan, Malaysia, 2022 - 2024 (samb.)

Table 5.1: Number of population by state, administrative district and citizenship, Malaysia, 2022 - 2024 (cont'd)

| Daerah pentadbiran<br>Administrative district | 2022           |                   | 2023           |                   | 2024           |                   |
|---|----------------|-------------------|----------------|-------------------|----------------|-------------------|
|   | Warganegara    | Bukan Warganegara | Warganegara    | Bukan Warganegara | Warganegara    | Bukan Warganegara |
|   | Citizens       | Non-citizens      | Citizens       | Non-citizens      | Citizens       | Non-citizens      |
| <b>06 Pahang</b>                              | <b>1,540.0</b> | <b>74.2</b>       | <b>1,553.5</b> | <b>89.6</b>       | <b>1,565.5</b> | <b>102.3</b>      |
| 01 Bentong                                    | 108.7          | 8.0               | 109.1          | 10.5              | 109.5          | 11.7              |
| 02 Cameron Highlands                          | 34.2           | 5.0               | 34.4           | 6.5               | 34.7           | 9.8               |
| 03 Jerantut                                   | 92.4           | 4.6               | 93.1           | 5.5               | 93.7           | 6.2               |
| 04 Kuantan                                    | 541.9          | 16.0              | 547.5          | 18.3              | 552.2          | 18.9              |
| 05 Lipis                                      | 93.8           | 4.1               | 94.5           | 5.6               | 95.2           | 7.0               |
| 06 Pekan                                      | 115.6          | 7.8               | 117.2          | 8.7               | 118.5          | 9.3               |
| 07 Raub                                       | 91.8           | 5.0               | 92.2           | 6.6               | 92.6           | 7.6               |
| 08 Temerloh                                   | 166.4          | 5.0               | 167.8          | 7.0               | 169.0          | 8.8               |
| 09 Rompin                                     | 92.4           | 7.9               | 93.7           | 7.9               | 94.8           | 8.1               |
| 10 Maran                                      | 110.1          | 4.6               | 110.9          | 6.1               | 111.6          | 7.4               |
| 11 Bera                                       | 92.8           | 6.1               | 93.2           | 6.9               | 93.6           | 7.4               |
| <b>07 Pulau Pinang</b>                        | <b>1,609.0</b> | <b>132.0</b>      | <b>1,614.4</b> | <b>158.2</b>      | <b>1,619.5</b> | <b>181.0</b>      |
| 01 Seberang Perai Tengah                      | 380.1          | 42.6              | 381.8          | 51.8              | 383.4          | 59.8              |
| 02 Seberang Perai Utara                       | 325.9          | 15.4              | 327.9          | 18.7              | 329.9          | 21.1              |
| 03 Seberang Perai Selatan                     | 174.7          | 10.8              | 175.9          | 10.9              | 177.1          | 11.0              |
| 04 Timur Laut                                 | 502.1          | 49.7              | 501.2          | 60.4              | 500.1          | 69.8              |
| 05 Barat Daya                                 | 226.1          | 13.5              | 227.6          | 16.5              | 229.0          | 19.3              |
| <b>08 Perak</b>                               | <b>2,391.5</b> | <b>122.9</b>      | <b>2,400.7</b> | <b>140.6</b>      | <b>2,409.0</b> | <b>160.4</b>      |
| 01 Batang Padang                              | 120.9          | 4.8               | 121.2          | 4.9               | 121.7          | 5.1               |
| 02 Manjung                                    | 233.3          | 16.3              | 234.6          | 17.7              | 236.1          | 19.1              |
| 03 Kinta                                      | 848.4          | 47.3              | 851.0          | 58.1              | 852.8          | 70.2              |
| 04 Kerian                                     | 162.2          | 5.3               | 163.0          | 5.6               | 163.7          | 5.9               |
| 05 Kuala Kangsar                              | 172.1          | 4.6               | 172.6          | 5.7               | 173.0          | 6.9               |
| 06 Larut & Matang                             | 262.0          | 10.6              | 263.0          | 12.4              | 263.8          | 14.4              |
| 07 Hilir Perak                                | 130.6          | 11.7              | 131.1          | 11.0              | 131.5          | 10.3              |
| 08 Hulu Perak                                 | 93.4           | 2.5               | 94.0           | 3.0               | 94.7           | 3.7               |
| 09 Perak Tengah                               | 92.2           | 3.5               | 92.9           | 4.3               | 93.6           | 5.2               |
| 10 Kampar                                     | 94.8           | 3.4               | 94.7           | 4.2               | 94.8           | 5.1               |
| 11 Muallim                                    | 75.0           | 3.0               | 75.5           | 3.1               | 76.0           | 3.3               |
| 12 Bagan Datuk                                | 73.0           | 9.2               | 73.2           | 9.6               | 73.4           | 10.1              |
| 13 Selama                                     | 33.7           | 0.8               | 33.9           | 1.0               | 34.0           | 1.1               |
| <b>09 Perlis</b>                              | <b>281.8</b>   | <b>7.9</b>        | <b>283.3</b>   | <b>9.8</b>        | <b>284.8</b>   | <b>11.9</b>       |
| <b>10 Selangor</b>                            | <b>6,530.4</b> | <b>519.9</b>      | <b>6,584.8</b> | <b>624.9</b>      | <b>6,634.1</b> | <b>728.7</b>      |
| 01 Gombak                                     | 888.5          | 61.7              | 895.6          | 70.7              | 901.5          | 78.4              |
| 02 Klang                                      | 1,003.5        | 90.6              | 1,012.3        | 121.7             | 1,020.5        | 154.1             |
| 03 Kuala Langat                               | 299.1          | 15.4              | 303.1          | 17.6              | 306.8          | 19.6              |
| 04 Kuala Selangor                             | 275.5          | 12.1              | 278.8          | 14.4              | 282.0          | 16.5              |
| 05 Petaling                                   | 2,110.5        | 194.4             | 2,123.5        | 211.2             | 2,135.1        | 224.6             |
| 06 Sabak Bernam                               | 104.0          | 3.9               | 104.7          | 4.5               | 105.3          | 5.0               |
| 07 Sepang                                     | 302.0          | 29.5              | 306.6          | 32.6              | 310.9          | 36.1              |
| 08 Ulu Langat                                 | 1,310.8        | 102.5             | 1,321.5        | 138.8             | 1,331.0        | 177.0             |
| 09 Ulu Selangor                               | 236.6          | 9.8               | 238.7          | 13.5              | 240.9          | 17.4              |
| <b>11 Terengganu</b>                          | <b>1,158.0</b> | <b>28.6</b>       | <b>1,175.6</b> | <b>34.4</b>       | <b>1,192.3</b> | <b>39.3</b>       |
| 01 Besut                                      | 155.9          | 3.4               | 158.4          | 4.2               | 160.9          | 4.6               |
| 02 Dungun                                     | 159.3          | 3.2               | 161.7          | 3.7               | 163.9          | 4.0               |
| 03 Kemaman                                    | 213.8          | 8.0               | 216.6          | 10.0              | 219.3          | 12.4              |
| 04 Kuala Terengganu                           | 232.5          | 4.2               | 236.2          | 4.8               | 239.7          | 5.4               |
| 05 Marang                                     | 119.9          | 1.7               | 122.0          | 2.2               | 123.9          | 2.8               |

Nota / Notes:

1. Anggaran penduduk pertengahan tahun berasaskan Banci Penduduk dan Perumahan Malaysia, 2020

Mid-year population estimates based on the Population and Housing Census Malaysia, 2020

2. Hasil tambah mungkin berbeza kerana pembundaran

The added total may differ due to rounding

Jadual 5.1: Bilangan penduduk mengikut negeri, daerah pentadbiran dan kewarganegaraan, Malaysia, 2022 - 2024 (samb.)

Table 5.1: Number of population by state, administrative district and citizenship, Malaysia, 2022 - 2024 (cont'd)

| Daerah pentadbiran<br>Administrative district | 2022           |                   | 2023           |                   | 2024           |                   |
|---|----------------|-------------------|----------------|-------------------|----------------|-------------------|
|   | Warganegara    | Bukan Warganegara | Warganegara    | Bukan Warganegara | Warganegara    | Bukan Warganegara |
|   | Citizens       | Non-citizens      | Citizens       | Non-citizens      | Citizens       | Non-citizens      |
| 06 Hulu Terengganu                            | 68.0           | 4.2               | 68.9           | 4.8               | 69.8           | 4.8               |
| 07 Setiu                                      | 60.1           | 1.4               | 61.0           | 1.9               | 62.1           | 2.3               |
| 08 Kuala Nerus                                | 148.6          | 2.5               | 150.8          | 2.8               | 152.7          | 3.1               |
| <b>12 Sabah</b>                               | <b>2,650.8</b> | <b>764.2</b>      | <b>2,675.7</b> | <b>921.1</b>      | <b>2,698.4</b> | <b>1,043.6</b>    |
| 01 Tawau                                      | 266.8          | 102.9             | 269.3          | 124.8             | 271.5          | 142.1             |
| 02 Lahad Datu                                 | 148.6          | 78.3              | 150.0          | 92.1              | 151.8          | 102.0             |
| 03 Semporna                                   | 105.2          | 60.2              | 106.5          | 79.6              | 107.9          | 91.5              |
| 04 Sandakan                                   | 302.3          | 133.0             | 304.9          | 165.5             | 307.1          | 192.2             |
| 05 Kinabatangan                               | 43.5           | 94.6              | 43.9           | 105.3             | 44.2           | 120.1             |
| 06 Beluran                                    | 44.8           | 31.5              | 45.3           | 38.5              | 45.8           | 44.2              |
| 07 Kota Kinabalu                              | 419.2          | 81.7              | 422.3          | 103.4             | 424.8          | 121.8             |
| 08 Ranau                                      | 81.2           | 5.1               | 82.2           | 5.3               | 83.2           | 5.5               |
| 09 Kota Belud                                 | 104.5          | 3.8               | 105.4          | 4.2               | 106.1          | 4.7               |
| 10 Tuaran                                     | 130.1          | 7.1               | 131.3          | 8.7               | 132.4          | 9.8               |
| 11 Penampang                                  | 145.9          | 17.3              | 146.8          | 19.1              | 147.6          | 20.0              |
| 12 Papar                                      | 140.8          | 11.8              | 142.0          | 12.8              | 143.2          | 13.2              |
| 13 Kudat                                      | 79.7           | 7.6               | 80.5           | 10.1              | 81.2           | 11.9              |
| 14 Kota Marudu                                | 68.4           | 2.7               | 69.4           | 3.0               | 70.3           | 3.4               |
| 15 Pitas                                      | 35.6           | 1.8               | 35.9           | 2.0               | 36.4           | 2.2               |
| 16 Beaufort                                   | 70.5           | 5.7               | 70.9           | 6.1               | 71.3           | 6.3               |
| 17 Kuala Penyu                                | 22.7           | 1.0               | 22.8           | 1.4               | 22.9           | 1.7               |
| 18 Sipitang                                   | 34.3           | 3.9               | 34.5           | 4.9               | 34.8           | 5.7               |
| 19 Tenom                                      | 49.7           | 2.3               | 50.1           | 2.9               | 50.5           | 3.3               |
| 20 Nabawan                                    | 28.1           | 1.1               | 28.6           | 1.5               | 29.1           | 1.7               |
| 21 Keningau                                   | 136.2          | 17.0              | 138.1          | 18.1              | 139.6          | 18.4              |
| 22 Tambunan                                   | 30.8           | 1.3               | 31.2           | 1.5               | 31.5           | 1.8               |
| 23 Kunak                                      | 35.1           | 32.7              | 35.6           | 40.6              | 36.1           | 43.5              |
| 24 Tongod                                     | 26.8           | 15.4              | 27.1           | 16.9              | 27.3           | 17.6              |
| 25 Putatan                                    | 64.2           | 5.0               | 64.8           | 5.4               | 65.4           | 5.6               |
| 26 Telupid                                    | 18.1           | 10.8              | 18.3           | 12.0              | 18.5           | 12.8              |
| 27 Kalabakan                                  | 17.7           | 28.9              | 17.9           | 35.4              | 18.0           | 40.7              |
| 28 Membakut                                   | n.a.           | n.a.              | n.a.           | n.a.              | n.a.           | n.a.              |
| <b>13 Sarawak</b>                             | <b>2,357.3</b> | <b>116.2</b>      | <b>2,374.8</b> | <b>127.6</b>      | <b>2,389.8</b> | <b>127.7</b>      |
| 01 Kuching                                    | 606.6          | 9.3               | 610.7          | 10.6              | 614.0          | 10.9              |
| 02 Bau  | 52.1           | 1.0               | 52.5           | 1.1               | 52.8           | 1.1               |
| 03 Lundu                                      | 31.3           | 2.5               | 31.6           | 2.6               | 31.9           | 2.5               |
| 04 Samarahan                                  | 132.2          | 1.3               | 133.3          | 1.3               | 134.4          | 1.2               |
| 05 Serian                                     | 84.5           | 1.5               | 85.2           | 1.8               | 85.7           | 1.9               |
| 06 Simunjan                                   | 34.5           | 2.0               | 34.7           | 2.1               | 35.0           | 2.0               |
| 07 Sri Aman                                   | 59.9           | 1.3               | 60.1           | 1.2               | 60.2           | 1.0               |
| 08 Lubok antu                                 | 23.9           | 0.7               | 24.0           | 0.6               | 24.1           | 0.5               |
| 09 Betong                                     | 36.2           | 0.3               | 36.5           | 0.4               | 36.7           | 0.4               |
| 10 Saratok                                    | 22.9           | 0.2               | 23.1           | 0.3               | 23.2           | 0.3               |
| 11 Sarikei                                    | 44.0           | 0.5               | 44.2           | 0.5               | 44.5           | 0.5               |
| 12 Maradong                                   | 20.1           | 0.4               | 20.2           | 0.5               | 20.3           | 0.5               |
| 13 Daro                                       | 17.6           | 2.0               | 17.8           | 2.2               | 17.9           | 2.1               |
| 14 Julau                                      | 15.4           | -                 | 15.5           | -                 | 15.6           | -                 |

Nota / Notes:

1. Anggaran penduduk pertengahan tahun berasaskan Banci Penduduk dan Perumahan Malaysia, 2020

Mid-year population estimates based on the Population and Housing Census Malaysia, 2020

2. Hasil tambah mungkin berbeza kerana pembundaran

The added total may differ due to rounding

3. n.a: Tidak berkenaan

Not applicable

Jadual 5.1: Bilangan penduduk mengikut negeri, daerah pentadbiran dan kewarganegaraan, Malaysia, 2022 - 2024 (samb.)

Table 5.1: Number of population by state, administrative district and citizenship, Malaysia, 2022 - 2024 (cont'd)

('000)

| Daerah pentadbiran<br>Administrative district | 2022           |                   | 2023           |                   | 2024           |                   |
|---|----------------|-------------------|----------------|-------------------|----------------|-------------------|
|   | Warganegara    | Bukan Warganegara | Warganegara    | Bukan Warganegara | Warganegara    | Bukan Warganegara |
|   | Citizens       | Non-citizens      | Citizens       | Non-citizens      | Citizens       | Non-citizens      |
| 15 Sibul                                      | 236.8          | 12.3              | 238.0          | 14.8              | 239.3          | 16.1              |
| 16 Dalat                                      | 18.6           | 2.6               | 18.7           | 2.9               | 18.8           | 2.9               |
| 17 Mukah                                      | 38.3           | 4.2               | 38.6           | 4.1               | 38.8           | 3.6               |
| 18 Kanowit                                    | 24.2           | 0.4               | 24.4           | 0.5               | 24.5           | 0.5               |
| 19 Bintulu                                    | 164.9          | 14.8              | 166.5          | 18.8              | 167.9          | 21.1              |
| 20 Tatau                                      | 28.7           | 3.2               | 29.0           | 3.1               | 29.2           | 2.7               |
| 21 Kapit                                      | 35.8           | 0.4               | 36.2           | 0.4               | 36.5           | 0.4               |
| 22 Song                                       | 10.0           | -                 | 10.2           | -                 | 10.2           | -                 |
| 23 Belaga                                     | 19.8           | 2.8               | 19.9           | 2.8               | 20.1           | 2.5               |
| 24 Miri                                       | 239.5          | 11.7              | 241.6          | 12.8              | 243.4          | 12.7              |
| 25 Marudi                                     | 16.6           | 2.2               | 16.7           | 2.0               | 16.8           | 1.6               |
| 26 Limbang                                    | 44.5           | 1.1               | 44.8           | 1.3               | 45.1           | 1.4               |
| 27 Lawas                                      | 35.5           | 1.7               | 35.9           | 1.9               | 36.2           | 1.9               |
| 28 Matu                                       | 14.2           | 2.2               | 14.4           | 2.1               | 14.5           | 1.9               |
| 29 Asajaya                                    | 33.9           | 0.3               | 34.2           | 0.3               | 34.5           | 0.3               |
| 30 Pakan                                      | 15.5           | 0.1               | 15.6           | -                 | 15.7           | -                 |
| 31 Selangau                                   | 18.8           | 1.1               | 18.9           | 1.4               | 19.0           | 1.5               |
| 32 Tebedu                                     | 24.9           | 0.4               | 25.1           | 0.4               | 25.3           | 0.5               |
| 33 Pusa                                       | 19.0           | 0.7               | 19.3           | 0.7               | 19.4           | 0.8               |
| 34 Kabong                                     | 18.5           | 0.1               | 18.7           | 0.1               | 18.9           | 0.1               |
| 35 Tanjung Manis                              | 7.4            | 0.6               | 7.4            | 0.5               | 7.5            | 0.4               |
| 36 Sebauh                                     | 20.8           | 8.3               | 20.9           | 10.2              | 21.0           | 10.3              |
| 37 Bukit Mabong                               | 9.8            | 0.7               | 9.8            | 0.7               | 9.9            | 0.7               |
| 38 Subis                                      | 43.0           | 13.6              | 43.1           | 12.9              | 43.3           | 12.2              |
| 39 Beluru                                     | 20.2           | 7.8               | 20.3           | 7.5               | 20.3           | 6.5               |
| 40 Telang Usan                                | 17.3           | 0.1               | 17.3           | 0.1               | 17.3           | 0.1               |
| 41 Gedong                                     | n.a.           | n.a.              | n.a.           | n.a.              | n.a.           | n.a.              |
| 42 Sebuyau                                    | n.a.           | n.a.              | n.a.           | n.a.              | n.a.           | n.a.              |
| 43 Siburan                                    | n.a.           | n.a.              | n.a.           | n.a.              | n.a.           | n.a.              |
| 44 Pantu                                      | n.a.           | n.a.              | n.a.           | n.a.              | n.a.           | n.a.              |
| 45 Lingga                                     | n.a.           | n.a.              | n.a.           | n.a.              | n.a.           | n.a.              |
| <b>14 W.P. Kuala Lumpur</b>                   | <b>1,777.5</b> | <b>183.6</b>      | <b>1,787.2</b> | <b>218.6</b>      | <b>1,796.0</b> | <b>271.5</b>      |
| <b>15 W.P. Labuan</b>                         | <b>86.6</b>    | <b>10.3</b>       | <b>87.7</b>    | <b>11.4</b>       | <b>88.6</b>    | <b>12.2</b>       |
| <b>16 W.P. Putrajaya</b>                      | <b>113.3</b>   | <b>3.7</b>        | <b>114.8</b>   | <b>4.0</b>        | <b>116.1</b>   | <b>4.1</b>        |

Nota / Notes:

1. Anggaran penduduk pertengahan tahun berasaskan Banci Penduduk dan Perumahan Malaysia, 2020

Mid-year population estimates based on the Population and Housing Census Malaysia, 2020

2. Hasil tambah mungkin berbeza kerana pembundaran

The added total may differ due to rounding

3. n.a: Tidak berkenaan

Not applicable

**Jadual 5.2: Keluaran Dalam Negeri Kasar (KDNK) per kapita mengikut negeri, 2022 - 2024 pada harga semasa - Ringgit Malaysia**  
 Table 5.2: *Gross Domestic Product (GDP) per capita by state, 2022 - 2024 at current prices - Ringgit Malaysia*

| Negeri<br>State   | 2022          | 2023 <sup>o</sup> | 2024 <sup>p</sup> |
|-------------------|---------------|-------------------|-------------------|
| <b>MALAYSIA</b>   | <b>54,893</b> | <b>54,608</b>     | <b>56,745</b>     |
| Johor             | 41,114        | 41,847            | 44,782            |
| Kedah             | 26,100        | 26,387            | 27,273            |
| Kelantan          | 16,588        | 16,914            | 17,372            |
| Melaka            | 50,262        | 53,688            | 54,572            |
| Negeri Sembilan   | 49,877        | 51,702            | 53,956            |
| Pahang            | 47,387        | 46,085            | 49,631            |
| Pulau Pinang      | 69,779        | 72,532            | 76,030            |
| Perak             | 37,147        | 37,026            | 38,998            |
| Perlis            | 23,163        | 24,138            | 24,701            |
| Selangor          | 59,882        | 62,696            | 65,913            |
| Terengganu        | 32,295        | 31,163            | 32,457            |
| Sabah             | 35,893        | 31,235            | 30,607            |
| Sarawak           | 81,233        | 72,283            | 73,444            |
| W.P. Kuala Lumpur | 127,182       | 131,165           | 136,364           |
| W.P. Labuan       | 85,401        | 83,841            | 87,041            |

**Nota / Notes:**

- 1. Data 2022-2024 menggunakan anggaran penduduk pertengahan tahun berasaskan Banci Penduduk dan Perumahan Malaysia 2020**  
*Data for 2020-2024 use mid-year population estimates based on the Population and Housing Census of Malaysia 2020*
- 2. Bagi data KDNK W.P. Kuala Lumpur adalah termasuk W.P. Putrajaya**  
*GDP for W.P. Kuala Lumpur includes W.P. Putrajaya*
- 3. <sup>o</sup> Anggaran**  
*<sup>o</sup> Estimate*
- 4. <sup>p</sup> Permulaan**  
*<sup>p</sup> Preliminary*

Jadual 5.3: Indeks Harga Pengguna (2010=100) dan perubahan peratus mengikut kumpulan utama, Malaysia, 2022 - 2024  
 Table 5.3: Consumer Price Index (2010=100) and percentage change by main groups, Malaysia, 2022 - 2024

| Kumpulan Utama<br>Main groups   | Wajaran<br>Weight | Nombor Indeks<br>Index Numbers |       |       | Perubahan Peratus (%)<br>Percentage Change (%) |               |
|---|-------------------|--------------------------------|-------|-------|--|---------------|
|   |                   | 2022                           | 2023  | 2024  | 2023/<br>2022                                  | 2024/<br>2023 |
| <b>Jumlah</b><br>Total  | 100.0             | 127.2                          | 130.4 | 132.8 | 2.5  | 1.8           |
| <b>01 Makanan dan Minuman</b><br>Food and Beverages   | 29.8              | 145.0                          | 152.0 | 155.0 | 4.8  | 2.0           |
| <b>02 Minuman Alkohol dan Tembakau</b><br>Alcoholic Beverages and Tobacco   | 1.9               | 170.1                          | 171.2 | 172.4 | 0.6  | 0.7           |
| <b>03 Pakaian dan Kasut</b><br>Clothing and Footwear  | 2.7               | 93.2                           | 93.5  | 93.2  | 0.3  | -0.3          |
| <b>04 Perumahan, Air, Elektrik, Gas dan Bahan Api Lain</b><br>Housing, Water, Electricity, Gas and Other Fuels  | 23.2              | 123.2                          | 125.3 | 129.0 | 1.7  | 3.0           |
| <b>05 Hiasan, Perkakasan dan Penyelenggaraan Isi Rumah</b><br>Furnishings, Household Equipment and Routine Household Maintenance                              | 4.3               | 122.8                          | 125.6 | 126.5 | 2.3  | 0.7           |
| <b>06 Kesihatan</b><br>Health   | 2.7               | 125.5                          | 128.2 | 130.5 | 2.2  | 1.8           |
| <b>07 Pengangkutan</b><br>Transport   | 11.3              | 119.2                          | 120.5 | 121.7 | 1.1  | 1.0           |
| <b>08 Maklumat dan Komunikasi</b><br>Information and Communication  | 6.6               | 97.5                           | 94.6  | 93.2  | -3.0   | -1.5          |
| <b>09 Rekreasi, Sukan dan Kebudayaan</b><br>Recreation, Sport and Culture   | 3.0               | 115.4                          | 117.1 | 119.2 | 1.5  | 1.8           |
| <b>10 Perkhidmatan Pendidikan</b><br>Education Services   | 1.3               | 122.4                          | 124.7 | 126.6 | 1.9  | 1.5           |
| <b>11 Restoran dan Perkhidmatan Penginapan</b><br>Restaurants and Accommodation Services  | 3.4               | 139.5                          | 147.3 | 151.9 | 5.6  | 3.1           |
| <b>12 Insurans dan Perkhidmatan Kewangan</b><br>Insurance and Financial Services  | 4.0               | 110.1                          | 110.2 | 110.5 | 0.1  | 0.3           |
| <b>13 Penjagaan Diri, Perlindungan Sosial dan Pelbagai Barangan dan Perkhidmatan</b><br>Personal Care, Social Protection and Miscellaneous Goods and Services | 5.8               | 118.9                          | 121.8 | 125.5 | 2.4  | 3.0           |

Jadual 5.4: Indeks Harga Pengguna (2010=100) dan perubahan peratus mengikut negeri, Malaysia, 2022 - 2024  
 Table 5.4: Consumer Price Index (2010=100) and percentage change by state, Malaysia, 2022 - 2024

| Negeri<br>State   | Nombor Indeks<br>Index Numbers |              |              | Perubahan Peratus (%)<br>Percentage Change (%) |               |
|-------------------|--------------------------------|--------------|--------------|--|---------------|
|                   | 2022                           | 2023         | 2024         | 2023/<br>2022                                  | 2024/<br>2023 |
| <b>MALAYSIA</b>   | <b>127.2</b>                   | <b>130.4</b> | <b>132.8</b> | <b>2.5</b>                                     | <b>1.8</b>    |
| Johor             | 130.6                          | 133.8        | 136.1        | 2.5  | 1.7           |
| Kedah             | 123.5                          | 125.6        | 127.2        | 1.7  | 1.3           |
| Kelantan          | 125.9                          | 128.0        | 129.3        | 1.7  | 1.0           |
| Melaka            | 124.2                          | 127.2        | 128.9        | 2.4  | 1.3           |
| Negeri Sembilan   | 127.0                          | 129.5        | 131.1        | 2.0  | 1.2           |
| Pahang            | 124.7                          | 128.0        | 131.1        | 2.6  | 2.4           |
| Pulau Pinang      | 128.9                          | 131.8        | 135.7        | 2.2  | 3.0           |
| Perak             | 123.0                          | 126.4        | 127.7        | 2.8  | 1.0           |
| Perlis            | 120.2                          | 122.8        | 124.9        | 2.2  | 1.7           |
| Selangor          | 132.1                          | 135.9        | 138.8        | 2.9  | 2.1           |
| Terengganu        | 123.2                          | 125.4        | 127.3        | 1.8  | 1.5           |
| Sabah             | 118.0                          | 120.8        | 122.3        | 2.4  | 1.2           |
| Sarawak           | 120.8                          | 124.5        | 127.5        | 3.1  | 2.4           |
| W.P. Kuala Lumpur | 128.5                          | 131.2        | 133.0        | 2.1  | 1.4           |
| W.P. Labuan       | 120.6                          | 122.5        | 123.3        | 1.6  | 0.7           |
| W.P. Putrajaya    | 133.8                          | 138.3        | 140.3        | 3.4  | 1.4           |

Jadual 5.5: Pendapatan isi rumah kasar bulanan purata mengikut negeri dan daerah pentadbiran, Malaysia, 2022 dan 2024

Table 5.5: Mean of monthly household gross income by state and administrative district, Malaysia, 2022 and 2024

| Daerah pentadbiran<br>Administrative district | Purata<br>Mean |              |
|---|----------------|--------------|
|   | 2022           | 2024         |
| <b>Malaysia</b>                               | <b>8,479</b>   | <b>9,155</b> |
| <b>01 Johor</b>                               | <b>8,517</b>   | <b>9,484</b> |
| 01 Batu Pahat                                 | 7,419          | 9,006        |
| 02 Johor Bahru                                | 9,869          | 10,975       |
| 03 Kluang                                     | 6,461          | 6,616        |
| 04 Kota Tinggi                                | 7,529          | 8,106        |
| 05 Mersing                                    | 5,426          | 6,014        |
| 06 Muar                                       | 7,572          | 8,401        |
| 07 Pontian                                    | 6,913          | 7,011        |
| 08 Segamat                                    | 6,578          | 7,348        |
| 09 Kulai                                      | 9,177          | 10,296       |
| 10 Tangkak                                    | 7,093          | 7,524        |
| <b>02 Kedah</b>                               | <b>5,550</b>   | <b>5,793</b> |
| 01 Baling                                     | 4,263          | 4,345        |
| 02 Bandar Baharu                              | 4,565          | 4,835        |
| 03 Kota Setar                                 | 5,959          | 6,034        |
| 04 Kuala Muda                                 | 5,624          | 5,729        |
| 05 Kubang Pasu                                | 6,221          | 6,313        |
| 06 Kulim                                      | 5,636          | 6,395        |
| 07 Langkawi                                   | 6,087          | 6,278        |
| 08 Padang Terap                               | 4,858          | 5,062        |
| 09 Sik  | 5,053          | 5,107        |
| 10 Yan  | 4,637          | 5,272        |
| 11 Pendang                                    | 4,986          | 5,464        |
| 12 Pokok Sena                                 | 5,494          | 5,736        |
| <b>03 Kelantan</b>                            | <b>4,885</b>   | <b>5,265</b> |
| 01 Bachok                                     | 4,811          | 5,149        |
| 02 Kota Bharu                                 | 5,693          | 6,180        |
| 03 Machang                                    | 4,987          | 5,237        |
| 04 Pasir Mas                                  | 4,602          | 4,975        |
| 05 Pasir Puteh                                | 4,712          | 5,070        |
| 06 Tanah Merah                                | 4,177          | 4,922        |
| 07 Tumpat                                     | 4,741          | 4,991        |
| 08 Gua Musang                                 | 4,473          | 4,684        |
| 09 Kuala Krai                                 | 3,798          | 3,872        |
| 10 Jeli                                       | 3,735          | 3,829        |
| 11 Kecil Lojing                               | 3,153          | 3,511        |
| <b>04 Melaka</b>                              | <b>8,057</b>   | <b>8,686</b> |
| 01 Alor Gajah                                 | 7,235          | 7,855        |
| 02 Jasin                                      | 7,145          | 7,755        |
| 03 Melaka Tengah                              | 8,593          | 9,232        |
| <b>05 Negeri Sembilan</b>                     | <b>6,788</b>   | <b>7,305</b> |
| 01 Jelebu                                     | 4,445          | 4,664        |
| 02 Kuala Pilah                                | 4,509          | 4,888        |
| 03 Port Dickson                               | 6,054          | 6,280        |
| 04 Rembau                                     | 5,544          | 5,723        |
| 05 Seremban                                   | 7,900          | 8,395        |
| 06 Tampin                                     | 5,097          | 5,715        |
| 07 Jempol                                     | 4,848          | 5,777        |
| <b>06 Pahang</b>                              | <b>5,777</b>   | <b>6,066</b> |
| 01 Bentong                                    | 5,563          | 6,278        |
| 02 Cameron Highlands                          | 6,265          | 6,895        |
| 03 Jerantut                                   | 4,537          | 5,220        |
| 04 Kuantan                                    | 6,938          | 7,008        |
| 05 Lipis                                      | 4,959          | 5,276        |
| 06 Pekan                                      | 4,780          | 5,098        |
| 07 Raub                                       | 5,445          | 5,940        |
| 08 Temerloh                                   | 5,180          | 5,521        |
| 09 Rompin                                     | 5,103          | 5,429        |
| 10 Maran                                      | 5,036          | 5,088        |
| 11 Bera                                       | 4,567          | 4,997        |

Nota / Note:

Data merujuk kepada isi rumah warganegara Malaysia

Data refers to households of Malaysian citizens

Jadual 5.5: Pendapatan isi rumah kasar bulanan purata mengikut negeri dan daerah pentadbiran, Malaysia, 2022 dan 2024 (samb.)

Table 5.5: Mean of monthly household gross income by state and administrative district, Malaysia, 2022 and 2024 (cont'd)

| Daerah pentadbiran<br>Administrative district | Purata<br>Mean |               |
|---|----------------|---------------|
|   | 2022           | 2024          |
| <b>07 Pulau Pinang</b>                        | <b>8,267</b>   | <b>9,152</b>  |
| 01 Seberang Perai Tengah                      | 8,056          | 8,413         |
| 02 Seberang Perai Utara                       | 7,330          | 8,101         |
| 03 Seberang Perai Selatan                     | 7,472          | 8,234         |
| 04 Timur Laut                                 | 8,727          | 9,993         |
| 05 Barat Daya                                 | 9,254          | 10,231        |
| <b>08 Perak</b>                               | <b>5,779</b>   | <b>6,173</b>  |
| 01 Batang Padang                              | 5,178          | 5,433         |
| 02 Manjung                                    | 6,318          | 6,612         |
| 03 Kinta                                      | 6,308          | 6,758         |
| 04 Kerian                                     | 5,276          | 5,590         |
| 05 Kuala Kangsar                              | 5,176          | 5,489         |
| 06 Larut & Matang                             | 5,400          | 6,024         |
| 07 Hilir Perak                                | 5,203          | 5,599         |
| 08 Hulu Perak                                 | 4,891          | 4,980         |
| 09 Perak Tengah                               | 5,956          | 6,027         |
| 10 Kampar                                     | 5,087          | 5,608         |
| 11 Muallim                                    | 6,122          | 6,229         |
| 12 Bagan Datuk                                | 5,160          | 5,326         |
| 13 Selama                                     | 4,439          | 5,019         |
| <b>09 Perlis</b>                              | <b>5,664</b>   | <b>5,996</b>  |
| <b>10 Selangor</b>                            | <b>12,233</b>  | <b>13,296</b> |
| 01 Gombak                                     | 13,523         | 14,168        |
| 02 Klang                                      | 10,278         | 10,912        |
| 03 Kuala Langat                               | 11,048         | 11,714        |
| 04 Kuala Selangor                             | 9,410          | 10,584        |
| 05 Petaling                                   | 12,760         | 14,422        |
| 06 Sabak Bernam                               | 6,930          | 8,033         |
| 07 Sepang                                     | 13,673         | 15,906        |
| 08 Ulu Langat                                 | 13,386         | 13,822        |
| 09 Ulu Selangor                               | 8,779          | 9,499         |
| <b>11 Terengganu</b>                          | <b>7,248</b>   | <b>7,627</b>  |
| 01 Besut                                      | 6,285          | 6,747         |
| 02 Dungun                                     | 7,902          | 8,055         |
| 03 Kemaman                                    | 8,381          | 8,973         |
| 04 Kuala Terengganu                           | 7,109          | 7,279         |
| 05 Marang                                     | 6,357          | 6,807         |
| 06 Hulu Terengganu                            | 5,821          | 6,360         |
| 07 Setiu                                      | 6,030          | 6,359         |
| 08 Kuala Nerus                                | 7,983          | 8,385         |
| <b>12 Sabah</b>                               | <b>6,171</b>   | <b>6,498</b>  |
| 01 Tawau                                      | 6,315          | 6,751         |
| 02 Lahad Datu                                 | 5,995          | 6,557         |
| 03 Semporna                                   | 5,098          | 5,604         |
| 04 Sandakan                                   | 6,030          | 6,648         |
| 05 Kinabatangan                               | 5,543          | 5,632         |
| 06 Beluran                                    | 4,501          | 4,993         |
| 07 Kota Kinabalu                              | 8,388          | 8,715         |
| 08 Ranau                                      | 5,270          | 5,330         |
| 09 Kota Belud                                 | 4,949          | 5,007         |
| 10 Tuaran                                     | 5,166          | 5,388         |
| 11 Penampang                                  | 7,491          | 7,550         |
| 12 Papar                                      | 5,980          | 6,038         |
| 13 Kudat                                      | 4,049          | 4,571         |
| 14 Kota Marudu                                | 4,031          | 4,685         |
| 15 Pitas                                      | 3,406          | 4,121         |
| 16 Beaufort                                   | 4,902          | 5,048         |
| 17 Kuala Penyu                                | 4,311          | 4,750         |
| 18 Sipitang                                   | 5,479          | 5,548         |
| 19 Tenom                                      | 5,217          | 5,410         |
| 20 Nabawan                                    | 5,016          | 5,146         |

Nota / Note :

Data merujuk kepada isi rumah warganegara Malaysia

Data refers to households of Malaysian citizens

**Jadual 5.5: Pendapatan isi rumah kasar bulanan purata mengikut negeri dan daerah pentadbiran, Malaysia, 2022 dan 2024 (samb.)**  
**Table 5.5: Mean of monthly household gross income by state and administrative district, Malaysia, 2022 and 2024 (cont'd)**

| Daerah pentadbiran<br>Administrative district | Purata<br>Mean |               |
|---|----------------|---------------|
|   | 2022           | 2024          |
| 21 Keningau                                   | 5,979          | 6,033         |
| 22 Tambunan                                   | 5,113          | 5,361         |
| 23 Kunak                                      | 5,838          | 6,608         |
| 24 Tongod                                     | 4,019          | 4,090         |
| 25 Putatan                                    | 7,110          | 7,377         |
| 26 Telupid                                    | 4,819          | 4,877         |
| 27 Kalabakan                                  | 4,938          | 4,997         |
| 28 Membakut                                   | n.a.           | 5,174         |
| <b>13 Sarawak</b>                             | <b>6,457</b>   | <b>6,947</b>  |
| 01 Kuching                                    | 7,588          | 8,237         |
| 02 Bau  | 5,621          | 5,843         |
| 03 Lundu                                      | 4,935          | 5,170         |
| 04 Samarahan                                  | 7,123          | 7,965         |
| 05 Serian                                     | 4,988          | 5,113         |
| 06 Simunjan                                   | 3,917          | 4,246         |
| 07 Sri Aman                                   | 4,881          | 5,349         |
| 08 Lubok antu                                 | 4,129          | 4,820         |
| 09 Betong                                     | 4,422          | 4,572         |
| 10 Saratok                                    | 4,621          | 4,796         |
| 11 Sarikei                                    | 5,440          | 5,792         |
| 12 Maradong                                   | 4,117          | 4,208         |
| 13 Daro                                       | 4,368          | 4,913         |
| 14 Julau                                      | 3,548          | 4,363         |
| 15 Sibü                                       | 6,645          | 6,842         |
| 16 Dalat                                      | 4,841          | 5,416         |
| 17 Mukah                                      | 5,962          | 6,373         |
| 18 Kanowit                                    | 3,711          | 4,549         |
| 19 Bintulu                                    | 9,645          | 10,480        |
| 20 Tatau                                      | 5,617          | 5,807         |
| 21 Kapit                                      | 4,053          | 4,326         |
| 22 Song                                       | 3,477          | 4,077         |
| 23 Belaga                                     | 4,239          | 4,903         |
| 24 Miri                                       | 7,932          | 8,166         |
| 25 Marudi                                     | 5,373          | 5,430         |
| 26 Limbang                                    | 5,148          | 5,202         |
| 27 Lawas                                      | 4,476          | 5,050         |
| 28 Matu                                       | 4,362          | 4,417         |
| 29 Asajaya                                    | 4,557          | 5,165         |
| 30 Pakan                                      | 3,936          | 4,473         |
| 31 Selangau                                   | 4,128          | 4,688         |
| 32 Tebedu                                     | 3,218          | 3,375         |
| 33 Pusa                                       | 3,395          | 4,155         |
| 34 Kabong                                     | 4,002          | 4,136         |
| 35 Tanjung Manis                              | 4,017          | 4,457         |
| 36 Sebauh                                     | 5,120          | 5,726         |
| 37 Bukit Mabong                               | 3,509          | 3,783         |
| 38 Subis                                      | 6,390          | 6,475         |
| 39 Beluru                                     | 4,873          | 4,927         |
| 40 Telang Usan                                | 4,692          | 4,795         |
| 41 Gedong                                     | n.a.           | 5,013         |
| 42 Sebuyau                                    | n.a.           | 3,603         |
| 43 Siburan                                    | n.a.           | 6,368         |
| 44 Pantu                                      | n.a.           | 2,988         |
| 45 Lingga                                     | n.a.           | 3,663         |
| <b>14 W.P. Kuala Lumpur</b>                   | <b>13,325</b>  | <b>13,985</b> |
| <b>15 W.P. Labuan</b>                         | <b>8,250</b>   | <b>8,555</b>  |
| <b>16 W.P. Putrajaya</b>                      | <b>13,473</b>  | <b>13,846</b> |

**Nota / Notes:**

- Data merujuk kepada isi rumah warganegara Malaysia**  
Data refers to households of Malaysian citizens
- n.a.: Tidak berkenaan**  
Not applicable

**Jadual 5.6: Perbelanjaan penggunaan isi rumah bulanan purata mengikut negeri dan daerah pentadbiran, Malaysia, 2022 dan 2024**  
 Table 5.6: Mean of monthly household consumption expenditure by state and administrative district, Malaysia, 2022 and 2024

(RM)

| Daerah pentadbiran<br>Administrative district | Purata<br>Mean |              |
|---|----------------|--------------|
|   | 2022           | 2024         |
| <b>Malaysia</b>                               | <b>5,150</b>   | <b>5,566</b> |
| <b>01 Johor</b>                               | <b>5,342</b>   | <b>5,927</b> |
| 01 Batu Pahat                                 | 4,570          | 5,153        |
| 02 Johor Bahru                                | 6,139          | 6,764        |
| 03 Kluang                                     | 4,399          | 4,748        |
| 04 Kota Tinggi                                | 4,498          | 4,949        |
| 05 Mersing                                    | 4,032          | 4,274        |
| 06 Muar                                       | 4,740          | 5,541        |
| 07 Pontian                                    | 4,535          | 4,856        |
| 08 Segamat                                    | 4,426          | 4,870        |
| 09 Kulai                                      | 5,646          | 6,254        |
| 10 Tangkak                                    | 4,198          | 4,673        |
| <b>02 Kedah</b>                               | <b>3,765</b>   | <b>4,028</b> |
| 01 Baling                                     | 2,732          | 3,041        |
| 02 Bandar Baharu                              | 2,751          | 3,006        |
| 03 Kota Setar                                 | 4,253          | 4,495        |
| 04 Kuala Muda                                 | 3,840          | 3,868        |
| 05 Kubang Pasu                                | 4,062          | 4,478        |
| 06 Kulim                                      | 3,647          | 4,054        |
| 07 Langkawi                                   | 3,680          | 4,356        |
| 08 Padang Terap                               | 3,751          | 3,872        |
| 09 Sik  | 3,530          | 3,675        |
| 10 Yan  | 3,339          | 3,859        |
| 11 Pendang                                    | 3,562          | 3,914        |
| 12 Pokok Sena                                 | 4,033          | 4,257        |
| <b>03 Kelantan</b>                            | <b>3,505</b>   | <b>3,825</b> |
| 01 Bachok                                     | 3,282          | 3,579        |
| 02 Kota Bharu                                 | 3,886          | 4,329        |
| 03 Machang                                    | 3,267          | 3,411        |
| 04 Pasir Mas                                  | 3,225          | 3,581        |
| 05 Pasir Puteh                                | 3,525          | 3,745        |
| 06 Tanah Merah                                | 3,247          | 3,632        |
| 07 Tumpat                                     | 3,831          | 4,181        |
| 08 Gua Musang                                 | 3,625          | 3,726        |
| 09 Kuala Krai                                 | 2,853          | 2,863        |
| 10 Jeli                                       | 2,746          | 3,062        |
| 11 Kecil Lojing                               | 2,720          | 2,953        |
| <b>04 Melaka</b>                              | <b>5,707</b>   | <b>6,212</b> |
| 01 Alor Gajah                                 | 5,338          | 5,745        |
| 02 Jasin                                      | 5,005          | 5,654        |
| 03 Melaka Tengah                              | 6,015          | 6,527        |
| <b>05 Negeri Sembilan</b>                     | <b>4,678</b>   | <b>5,115</b> |
| 01 Jelebu                                     | 3,457          | 3,811        |
| 02 Kuala Pilah                                | 3,567          | 3,809        |
| 03 Port Dickson                               | 4,500          | 4,709        |
| 04 Rembau                                     | 3,897          | 4,226        |
| 05 Seremban                                   | 5,225          | 5,686        |
| 06 Tampin                                     | 3,750          | 4,238        |
| 07 Jempol                                     | 3,608          | 4,113        |
| <b>06 Pahang</b>                              | <b>4,107</b>   | <b>4,368</b> |
| 01 Bentong                                    | 4,386          | 4,631        |
| 02 Cameron Highlands                          | 4,229          | 4,672        |
| 03 Jerantut                                   | 3,326          | 3,732        |
| 04 Kuantan                                    | 4,724          | 4,969        |
| 05 Lipis                                      | 4,016          | 4,278        |
| 06 Pekan                                      | 3,429          | 3,799        |
| 07 Raub                                       | 4,247          | 4,675        |
| 08 Temerloh                                   | 3,580          | 3,684        |
| 09 Rompin                                     | 3,695          | 3,966        |
| 10 Maran                                      | 3,586          | 3,764        |
| 11 Bera                                       | 3,453          | 3,548        |

Nota / Note :

n.a.: Tidak berkenaan  
Not applicable

Jadual 5.6: Perbelanjaan penggunaan isi rumah bulanan purata mengikut negeri dan daerah pentadbiran, Malaysia, 2022 dan 2024 (samb.)

Table 5.6: Mean of monthly household consumption expenditure by state and administrative district, Malaysia, 2022 and 2024 (cont'd)

(RM)

| Daerah pentadbiran<br>Administrative district | Purata<br>Mean |              |
|---|----------------|--------------|
|   | 2022           | 2024         |
| <b>07 Pulau Pinang</b>                        | <b>5,322</b>   | <b>5,850</b> |
| 01 Seberang Perai Tengah                      | 5,008          | 5,419        |
| 02 Seberang Perai Utara                       | 4,432          | 5,232        |
| 03 Seberang Perai Selatan                     | 4,665          | 5,391        |
| 04 Timur Laut                                 | 5,890          | 6,416        |
| 05 Barat Daya                                 | 6,003          | 6,222        |
| <b>08 Perak</b>                               | <b>3,903</b>   | <b>4,232</b> |
| 01 Batang Padang                              | 3,710          | 3,722        |
| 02 Manjung                                    | 3,912          | 4,387        |
| 03 Kinta                                      | 4,383          | 4,648        |
| 04 Kerian                                     | 3,615          | 3,807        |
| 05 Kuala Kangsar                              | 3,488          | 4,005        |
| 06 Larut & Matang                             | 3,798          | 4,174        |
| 07 Hilir Perak                                | 3,386          | 3,711        |
| 08 Hulu Perak                                 | 2,889          | 3,270        |
| 09 Perak Tengah                               | 3,744          | 3,956        |
| 10 Kampar                                     | 3,276          | 3,753        |
| 11 Muallim                                    | 4,374          | 4,517        |
| 12 Bagan Datuk                                | 3,150          | 3,543        |
| 13 Selama                                     | 3,150          | 3,779        |
| <b>09 Perlis</b>                              | <b>3,834</b>   | <b>4,084</b> |
| <b>10 Selangor</b>                            | <b>6,770</b>   | <b>7,266</b> |
| 01 Gombak                                     | 6,673          | 7,326        |
| 02 Klang                                      | 6,622          | 6,927        |
| 03 Kuala Langat                               | 5,621          | 6,123        |
| 04 Kuala Selangor                             | 5,543          | 5,974        |
| 05 Petaling                                   | 7,721          | 8,210        |
| 06 Sabak Bernam                               | 5,128          | 5,621        |
| 07 Sepang                                     | 6,976          | 7,676        |
| 08 Ulu Langat                                 | 6,289          | 6,758        |
| 09 Ulu Selangor                               | 4,604          | 5,425        |
| <b>11 Terengganu</b>                          | <b>4,796</b>   | <b>5,219</b> |
| 01 Besut                                      | 4,191          | 4,339        |
| 02 Dungun                                     | 5,215          | 5,833        |
| 03 Kemaman                                    | 4,978          | 5,644        |
| 04 Kuala Terengganu                           | 4,881          | 5,264        |
| 05 Marang                                     | 4,675          | 5,141        |
| 06 Hulu Terengganu                            | 4,332          | 4,554        |
| 07 Setiu                                      | 4,017          | 4,314        |
| 08 Kuala Nerus                                | 5,224          | 5,498        |
| <b>12 Sabah</b>                               | <b>3,342</b>   | <b>3,547</b> |
| 01 Tawau                                      | 3,118          | 3,182        |
| 02 Lahad Datu                                 | 3,346          | 3,571        |
| 03 Semporna                                   | 2,466          | 2,567        |
| 04 Sandakan                                   | 3,315          | 3,677        |
| 05 Kinabatangan                               | 2,394          | 2,482        |
| 06 Beluran                                    | 2,301          | 2,750        |
| 07 Kota Kinabalu                              | 4,427          | 4,726        |
| 08 Ranau                                      | 2,894          | 2,905        |
| 09 Kota Belud                                 | 2,791          | 2,920        |
| 10 Tuaran                                     | 3,133          | 3,185        |
| 11 Penampang                                  | 4,194          | 4,234        |
| 12 Papar                                      | 3,494          | 3,613        |
| 13 Kudat                                      | 3,080          | 3,206        |
| 14 Kota Marudu                                | 2,951          | 3,466        |
| 15 Pitas                                      | 2,562          | 3,472        |
| 16 Beaufort                                   | 3,141          | 3,545        |
| 17 Kuala Penyu                                | 2,777          | 2,826        |
| 18 Sipitang                                   | 3,093          | 3,341        |
| 19 Tenom                                      | 3,267          | 3,504        |
| 20 Nabawan                                    | 3,228          | 3,553        |

Nota / Note :

n.a.: Tidak berkenaan  
Not applicable

Jadual 5.6: Perbelanjaan penggunaan isi rumah bulanan purata mengikut negeri dan daerah pentadbiran, Malaysia, 2022 dan 2024 (samb.)

Table 5.6: Mean of monthly household consumption expenditure by state and administrative district, Malaysia, 2022 and 2024 (cont'd)

| Daerah pentadbiran<br>Administrative district | Purata<br>Mean |              |
|---|----------------|--------------|
|   | 2022           | 2024         |
| 21 Keningau                                   | 3,478          | 3,542        |
| 22 Tambunan                                   | 3,278          | 3,508        |
| 23 Kunak                                      | 2,755          | 2,797        |
| 24 Tongod                                     | 2,445          | 2,465        |
| 25 Putatan                                    | 4,047          | 4,188        |
| 26 Telupid                                    | 2,538          | 2,659        |
| 27 Kalabakan                                  | 2,019          | 2,257        |
| 28 Membakut                                   | n.a            | 3,075        |
| <b>13 Sarawak</b>                             | <b>3,915</b>   | <b>4,281</b> |
| 01 Kuching                                    | 4,687          | 5,184        |
| 02 Bau  | 3,581          | 3,965        |
| 03 Lundu                                      | 3,161          | 3,370        |
| 04 Samarahan                                  | 4,475          | 4,973        |
| 05 Serian                                     | 3,515          | 3,594        |
| 06 Simunjan                                   | 2,874          | 3,130        |
| 07 Sri Aman                                   | 3,071          | 3,378        |
| 08 Lubok antu                                 | 3,178          | 3,564        |
| 09 Betong                                     | 2,849          | 2,877        |
| 10 Saratok                                    | 2,974          | 3,127        |
| 11 Sarikei                                    | 3,078          | 3,849        |
| 12 Maradong                                   | 2,674          | 2,864        |
| 13 Daro                                       | 2,997          | 3,076        |
| 14 Julau                                      | 2,842          | 3,401        |
| 15 Sibu                                       | 4,366          | 4,490        |
| 16 Dalat                                      | 3,044          | 3,079        |
| 17 Mukah                                      | 3,615          | 3,650        |
| 18 Kanowit                                    | 2,940          | 3,240        |
| 19 Bintulu                                    | 4,990          | 5,073        |
| 20 Tatau                                      | 3,066          | 3,071        |
| 21 Kapit                                      | 3,315          | 3,683        |
| 22 Song                                       | 2,841          | 2,939        |
| 23 Belaga                                     | 2,224          | 2,757        |
| 24 Miri                                       | 4,333          | 4,609        |
| 25 Marudi                                     | 2,557          | 2,705        |
| 26 Limbang                                    | 3,184          | 3,457        |
| 27 Lawas                                      | 2,934          | 3,241        |
| 28 Matu                                       | 2,811          | 2,992        |
| 29 Asajaya                                    | 3,039          | 3,598        |
| 30 Pakan                                      | 3,076          | 3,444        |
| 31 Selangau                                   | 2,798          | 2,947        |
| 32 Tebedu                                     | 2,397          | 2,639        |
| 33 Pusa                                       | 2,389          | 2,736        |
| 34 Kabong                                     | 3,215          | 3,225        |
| 35 Tanjung Manis                              | 2,899          | 2,902        |
| 36 Sebauh                                     | 2,660          | 3,311        |
| 37 Bukit Mabong                               | 2,853          | 3,363        |
| 38 Subis                                      | 2,756          | 3,967        |
| 39 Beluru                                     | 2,386          | 2,844        |
| 40 Telang Usan                                | 2,578          | 2,824        |
| 41 Gedong                                     | n.a            | 2,950        |
| 42 Sebuyau                                    | n.a            | 2,462        |
| 43 Siburan                                    | n.a            | 4,088        |
| 44 Pantu                                      | n.a            | 2,371        |
| 45 Lingga                                     | n.a            | 2,412        |
| <b>14 W.P. Kuala Lumpur</b>                   | <b>7,823</b>   | <b>8,178</b> |
| <b>15 W.P. Labuan</b>                         | <b>4,176</b>   | <b>4,497</b> |
| <b>16 W.P. Putrajaya</b>                      | <b>8,897</b>   | <b>9,186</b> |

Nota / Note :

n.a.: Tidak berkenaan  
Not applicable

**Muka surat ini sengaja dibiarkan kosong**  
*This page is deliberately left blank*

# RALAT PIAWAI RELATIF

←  
*RELATIVE STANDARD  
ERROR*

**LAPORAN SURVEI**

## **PERBELANJAAN ISI RUMAH**

*HOUSEHOLD EXPENDITURE  
SURVEY REPORT*

**2024**

**Muka surat ini sengaja dibiarkan kosong**  
*This page is deliberately left blank*

Jadual 6.1: Ralat piawai relatif bagi anggaran perbelanjaan penggunaan isi rumah bulanan purata dan komposisi perbelanjaan isi rumah mengikut strata, Malaysia, 2024

Table 6.1: Relative standard error of estimate for mean monthly household consumption expenditure and the composition of household expenditure by strata, Malaysia, 2024

| Kumpulan perbelanjaan<br><i>Expenditure group</i>  | Jumlah / Total  |                            | Ralat piawai bagi anggaran             |                                       | Julat perbelanjaan penggunaan purata pada 95% selang keyakinan   |                 |
|--|---|----------------------------|--|---------------------------------------|--|-----------------|
|  | Perbelanjaan penggunaan isi rumah bulanan purata<br><i>Mean monthly household consumption expenditure</i> | Standard error of estimate | Standard error of estimate             |                                       | Range of mean consumption expenditure at 95% confidence interval |                 |
|  |   |                            | Nilai relatif<br><i>Relative value</i> | Ralat piawai<br><i>Standard error</i> |  |                 |
|  | (RM)  | (%)                        | (RM)                                   | (RM)                                  |  |                 |
| <b>01 Makanan dan Minuman</b><br><i>Food and Beverages</i>   | 876   | 0.3                        | 2.34                                   | 871.24                                | -  | 880.40          |
| <b>Beras</b><br><i>Rice</i>  | 47  | 0.3                        | 0.16                                   | 46.72                                 | -  | 47.33           |
| <b>Roti &amp; bijirin lain</b><br><i>Bread &amp; other cereals</i>   | 84  | 0.5                        | 0.41                                   | 82.87                                 | -  | 84.47           |
| <b>Daging</b><br><i>Meat</i>   | 126   | 0.5                        | 0.58                                   | 124.91                                | -  | 127.20          |
| <b>Ikan &amp; makanan laut</b><br><i>Fish &amp; seafood</i>  | 193   | 0.4                        | 0.87                                   | 191.30                                | -  | 194.71          |
| <b>Susu, keju &amp; telur</b><br><i>Milk, cheese &amp; eggs</i>  | 61  | 0.5                        | 0.30                                   | 59.93                                 | -  | 61.09           |
| <b>Minyak &amp; lemak</b><br><i>Oils &amp; fats</i>  | 33  | 0.4                        | 0.13                                   | 32.98                                 | -  | 33.47           |
| <b>Buah-buahan</b><br><i>Fruits</i>  | 69  | 0.7                        | 0.47                                   | 67.97                                 | -  | 69.82           |
| <b>Sayur-sayuran</b><br><i>Vegetables</i>  | 89  | 0.3                        | 0.30                                   | 88.04                                 | -  | 89.23           |
| <b>Gula, jem, madu, coklat &amp; manisan</b><br><i>Sugar, jam, honey, chocolate &amp; confectionery</i>  | 25  | 0.6                        | 0.16                                   | 24.96                                 | -  | 25.57           |
| <b>Keluaran makanan t.t.t.l</b><br><i>Food products n.e.c</i>  | 107   | 0.4                        | 0.48                                   | 106.17                                | -  | 108.06          |
| <b>Kopi, teh, koko &amp; minuman bukan alkohol</b><br><i>Coffee, tea, cocoa &amp; non-alcoholic beverages</i>  | 42  | 0.6                        | 0.23                                   | 41.96                                 | -  | 42.88           |
| <b>02 Minuman Alkohol dan Tembakau</b><br><i>Alcoholic Beverages and Tobacco</i>   | 92  | 1.0                        | 0.91                                   | 90.08                                 | -  | 93.66           |
| <b>03 Pakaian dan Kasut</b><br><i>Clothing and Footwear</i>  | 151   | 0.6                        | 0.85                                   | 149.24                                | -  | 152.58          |
| <b>04 Perumahan, Air, Elektrik, Gas dan Bahan Api Lain</b><br><i>Housing, Water, Electricity, Gas &amp; Other Fuels</i>  | 1,307   | 0.5                        | 6.48                                   | 1,294.36                              | -  | 1,319.76        |
| <b>05 Hiasan, Perkakasan dan Penyelenggaraan Isi Rumah</b><br><i>Furnishings, Household Equipment and Routine Household Maintenance</i>                              | 259   | 0.8                        | 2.19                                   | 255.05                                | -  | 263.65          |
| <b>06 Kesihatan</b><br><i>Health</i>   | 147   | 1.1                        | 1.63                                   | 143.48                                | -  | 149.88          |
| <b>07 Pengangkutan</b><br><i>Transport</i>   | 611   | 1.2                        | 7.23                                   | 597.26                                | -  | 625.59          |
| <b>08 Maklumat dan Komunikasi</b><br><i>Information and Communication</i>  | 347   | 0.5                        | 1.59                                   | 344.14                                | -  | 350.36          |
| <b>09 Rekreasi, Sukan dan Kebudayaan</b><br><i>Recreation, Sport and Culture</i>   | 179   | 1.4                        | 2.45                                   | 173.96                                | -  | 183.57          |
| <b>10 Perkhidmatan Pendidikan</b><br><i>Education Services</i>   | 77  | 2.3                        | 1.77                                   | 73.40                                 | -  | 80.35           |
| <b>11 Restoran dan Perkhidmatan Penginapan</b><br><i>Restaurants and Accommodation Services</i>  | 948   | 0.5                        | 4.82                                   | 938.65                                | -  | 957.56          |
| <b>Perbelanjaan makanan di luar rumah</b><br><i>Expenditure on food away from home</i>   | 746   | 0.5                        | 3.47                                   | 738.86                                | -  | 752.46          |
| <b>Perbelanjaan minuman di luar rumah</b><br><i>Expenditure on beverages away from home</i>  | 157   | 0.6                        | 0.92                                   | 155.73                                | -  | 159.35          |
| <b>Perkhidmatan penginapan &amp; lain-lain</b><br><i>Accommodation services &amp; others</i>   | 45  | 3.4                        | 1.55                                   | 41.87                                 | -  | 47.93           |
| <b>12 Insurans dan Perkhidmatan Penginapan</b><br><i>Insurance and Financial Services</i>  | 259   | 1.0                        | 2.61                                   | 254.00                                | -  | 264.21          |
| <b>13 Penjagaan Diri, Perlindungan Sosial dan Pelbagai Barangan dan Perkhidmatan</b><br><i>Personal Care, Social Protection and Miscellaneous Goods and Services</i> | 313   | 0.7                        | 2.23                                   | 308.48                                | -  | 317.23          |
| <b>Komposisi perbelanjaan penggunaan isi rumah (01-13)</b><br><i>Composition of household consumption expenditure (01-13)</i>  | <b>5,566</b>  | <b>0.4</b>                 | <b>22.54</b>                           | <b>5,521.89</b>                       | <b>-</b>   | <b>5,610.23</b> |

**Jadual 6.1: Ralat piawai relatif bagi anggaran perbelanjaan penggunaan isi rumah bulanan purata dan komposisi perbelanjaan isi rumah mengikut strata, Malaysia, 2024 (samb.)**

**Table 6.1: Relative standard error of estimate for mean monthly household consumption expenditure and the composition of household expenditure by strata, Malaysia, 2024 (cont'd)**

| Kumpulan perbelanjaan<br>Expenditure group   | Bandar / Urban   |            | Ralat piawai bagi anggaran      |                                | Julat perbelanjaan penggunaan purata pada 95% selang keyakinan   |                 |
|--|--|------------|---------------------------------|--------------------------------|--|-----------------|
|  | Perbelanjaan penggunaan isi rumah bulanan purata<br>Mean monthly household consumption expenditure |            | Standard error of estimate      |                                | Range of mean consumption expenditure at 95% confidence interval |                 |
|  |  |            | Nilai relatif<br>Relative value | Ralat piawai<br>Standard error |  |                 |
|  | (RM)   | (%)        | (RM)                            | (RM)                           |  |                 |
| <b>01 Makanan dan Minuman</b><br><i>Food and Beverages</i>   | 879  | 0.3        | 2.77                            | 873.90                         | -  | 884.76          |
| <b>Beras</b><br><i>Rice</i>  | 46   | 0.4        | 0.17                            | 45.36                          | -  | 46.03           |
| <b>Roti &amp; bijirin lain</b><br><i>Bread &amp; other cereals</i>   | 88   | 0.6        | 0.49                            | 86.94                          | -  | 88.87           |
| <b>Daging</b><br><i>Meat</i>   | 124  | 0.5        | 0.67                            | 122.39                         | -  | 125.01          |
| <b>Ikan &amp; makanan laut</b><br><i>Fish &amp; seafood</i>  | 190  | 0.5        | 1.04                            | 188.38                         | -  | 192.46          |
| <b>Susu, keju &amp; telur</b><br><i>Milk, cheese &amp; eggs</i>  | 61   | 0.6        | 0.36                            | 60.47                          | -  | 61.86           |
| <b>Minyak &amp; lemak</b><br><i>Oils &amp; fats</i>  | 35   | 0.4        | 0.15                            | 34.29                          | -  | 34.88           |
| <b>Buah-buahan</b><br><i>Fruits</i>  | 73   | 0.8        | 0.55                            | 72.32                          | -  | 74.50           |
| <b>Sayur-sayuran</b><br><i>Vegetables</i>  | 86   | 0.4        | 0.36                            | 85.50                          | -  | 86.93           |
| <b>Gula, jem, madu, coklat &amp; manisan</b><br><i>Sugar, jam, honey, chocolate &amp; confectionery</i>  | 26   | 0.7        | 0.19                            | 25.45                          | -  | 26.20           |
| <b>Keluaran makanan t.t.t.l</b><br><i>Food products n.e.c</i>  | 109  | 0.5        | 0.58                            | 107.70                         | -  | 109.96          |
| <b>Kopi, teh, koko &amp; minuman bukan alkohol</b><br><i>Coffee, tea, cocoa &amp; non-alcoholic beverages</i>  | 41   | 0.6        | 0.27                            | 41.05                          | -  | 42.09           |
| <b>02 Minuman Alkohol dan Tembakau</b><br><i>Alcoholic Beverages and Tobacco</i>   | 94   | 1.2        | 1.13                            | 92.07                          | -  | 96.51           |
| <b>03 Pakaian dan Kasut</b><br><i>Clothing and Footwear</i>  | 160  | 0.6        | 1.01                            | 157.70                         | -  | 161.64          |
| <b>04 Perumahan, Air, Elektrik, Gas dan Bahan Api Lain</b><br><i>Housing, Water, Electricity, Gas &amp; Other Fuels</i>  | 1,469  | 0.6        | 8.12                            | 1,452.96                       | -  | 1,484.80        |
| <b>05 Hiasan, Perkakasan dan Penyelenggaraan Isi Rumah</b><br><i>Furnishings, Household Equipment and Routine Household Maintenance</i>                              | 288  | 0.9        | 2.73                            | 282.61                         | -  | 293.33          |
| <b>06 Kesihatan</b><br><i>Health</i>   | 160  | 1.3        | 2.05                            | 156.31                         | -  | 164.35          |
| <b>07 Pengangkutan</b><br><i>Transport</i>   | 664  | 1.4        | 9.19                            | 645.48                         | -  | 681.51          |
| <b>08 Maklumat dan Komunikasi</b><br><i>Information and Communication</i>  | 387  | 0.5        | 1.92                            | 383.39                         | -  | 390.90          |
| <b>09 Rekreasi, Sukan dan Kebudayaan</b><br><i>Recreation, Sport and Culture</i>   | 205  | 1.5        | 3.11                            | 198.94                         | -  | 211.12          |
| <b>10 Perkhidmatan Pendidikan</b><br><i>Education Services</i>   | 88   | 2.6        | 2.27                            | 83.91                          | -  | 92.82           |
| <b>11 Restoran dan Perkhidmatan Penginapan</b><br><i>Restaurants and Accommodation Services</i>  | 1,063  | 0.5        | 5.84                            | 1,051.85                       | -  | 1,074.73        |
| <b>Perbelanjaan makanan di luar rumah</b><br><i>Expenditure on food away from home</i>   | 831  | 0.5        | 4.16                            | 822.48                         | -  | 838.78          |
| <b>Perbelanjaan minuman di luar rumah</b><br><i>Expenditure on beverages away from home</i>  | 179  | 0.6        | 1.12                            | 176.95                         | -  | 181.36          |
| <b>Perkhidmatan penginapan &amp; lain-lain</b><br><i>Accommodation services &amp; others</i>   | 53   | 3.7        | 1.99                            | 49.61                          | -  | 57.40           |
| <b>12 Insurans dan Perkhidmatan Penginapan</b><br><i>Insurance and Financial Services</i>  | 304  | 1.1        | 3.28                            | 297.37                         | -  | 310.24          |
| <b>13 Penjagaan Diri, Perlindungan Sosial dan Pelbagai Barangan dan Perkhidmatan</b><br><i>Personal Care, Social Protection and Miscellaneous Goods and Services</i> | 342  | 0.8        | 2.76                            | 336.37                         | -  | 347.20          |
| <b>Komposisi perbelanjaan penggunaan isi rumah (01-13)</b><br><i>Composition of household consumption expenditure (01-13)</i>  | <b>6,103</b>   | <b>0.5</b> | <b>27.76</b>                    | <b>6,048.96</b>                | <b>-</b>   | <b>6,157.79</b> |

**Jadual 6.1: Ralat piawai relatif bagi anggaran perbelanjaan penggunaan isi rumah bulanan purata dan komposisi perbelanjaan isi rumah mengikut strata, Malaysia, 2024 (samb.)**

**Table 6.1: Relative standard error of estimate for mean monthly household consumption expenditure and the composition of household expenditure by strata, Malaysia, 2024 (cont'd)**

| Kumpulan perbelanjaan<br><i>Expenditure group</i>  | Luar Bandar / Rural   |   |                                       |   |
|--|---|---|---------------------------------------|---|
|  | Perbelanjaan penggunaan isi rumah bulanan purata<br><i>Mean monthly household consumption expenditure</i> | Ralat piawai bagi anggaran<br><i>Standard error of estimate</i> |                                       | Julat perbelanjaan penggunaan purata pada 95% selang keyakinan<br><i>Range of mean consumption expenditure at 95% confidence interval</i> |
|  |   | Nilai relatif<br><i>Relative value</i>                          | Ralat piawai<br><i>Standard error</i> |   |
|  | (RM)  | (%)   | (RM)                                  | (RM)  |
| <b>01 Makanan dan Minuman</b><br><i>Food and Beverages</i>   | 864   | 0.5   | 4.12                                  | 855.89 - 872.05   |
| <b>Beras</b><br><i>Rice</i>  | 52  | 0.7   | 0.37                                  | 50.80 - 52.25   |
| <b>Roti &amp; bijirin lain</b><br><i>Bread &amp; other cereals</i>   | 69  | 0.8   | 0.59                                  | 68.21 - 70.51   |
| <b>Daging</b><br><i>Meat</i>   | 134   | 0.9   | 1.21                                  | 131.66 - 136.40   |
| <b>Ikan &amp; makanan laut</b><br><i>Fish &amp; seafood</i>  | 202   | 0.7   | 1.44                                  | 198.92 - 204.56   |
| <b>Susu, keju &amp; telur</b><br><i>Milk, cheese &amp; eggs</i>  | 58  | 0.8   | 0.48                                  | 57.33 - 59.22   |
| <b>Minyak &amp; lemak</b><br><i>Oils &amp; fats</i>  | 29  | 0.7   | 0.19                                  | 28.24 - 29.00   |
| <b>Buah-buahan</b><br><i>Fruits</i>  | 54  | 1.7   | 0.92                                  | 51.85 - 55.45   |
| <b>Sayur-sayuran</b><br><i>Vegetables</i>  | 97  | 0.5   | 0.51                                  | 95.82 - 97.83   |
| <b>Gula, jem, madu, coklat &amp; manisan</b><br><i>Sugar, jam, honey, chocolate &amp; confectionery</i>  | 23  | 1.0   | 0.23                                  | 22.90 - 23.81   |
| <b>Keluaran makanan t.t.t.l</b><br><i>Food products n.e.c</i>  | 101   | 0.8   | 0.79                                  | 99.77 - 102.86  |
| <b>Kopi, teh, koko &amp; minuman bukan alkohol</b><br><i>Coffee, tea, cocoa &amp; non-alcoholic beverages</i>  | 45  | 1.1   | 0.49                                  | 44.33 - 46.23   |
| <b>02 Minuman Alkohol dan Tembakau</b><br><i>Alcoholic Beverages and Tobacco</i>   | 84  | 1.4   | 1.15                                  | 81.46 - 85.95   |
| <b>03 Pakaian dan Kasut</b><br><i>Clothing and Footwear</i>  | 121   | 1.2   | 1.47                                  | 118.43 - 124.20   |
| <b>04 Perumahan, Air, Elektrik, Gas dan Bahan Api Lain</b><br><i>Housing, Water, Electricity, Gas &amp; Other Fuels</i>  | 760   | 0.5   | 3.70                                  | 752.94 - 767.46   |
| <b>05 Hiasan, Perkakasan dan Penyelenggaraan Isi Rumah</b><br><i>Furnishings, Household Equipment and Routine Household Maintenance</i>                              | 163   | 1.6   | 2.57                                  | 157.59 - 167.68   |
| <b>06 Kesihatan</b><br><i>Health</i>   | 101   | 1.7   | 1.70                                  | 97.20 - 103.88  |
| <b>07 Pengangkutan</b><br><i>Transport</i>   | 435   | 1.2   | 5.42                                  | 424.82 - 446.06   |
| <b>08 Maklumat dan Komunikasi</b><br><i>Information and Communication</i>  | 212   | 0.8   | 1.73                                  | 209.02 - 215.81   |
| <b>09 Rekreasi, Sukan dan Kebudayaan</b><br><i>Recreation, Sport and Culture</i>   | 90  | 2.2   | 1.95                                  | 86.19 - 93.82   |
| <b>10 Perkhidmatan Pendidikan</b><br><i>Education Services</i>   | 38  | 2.6   | 0.99                                  | 36.10 - 39.98   |
| <b>11 Restoran dan Perkhidmatan Penginapan</b><br><i>Restaurants and Accommodation Services</i>  | 559   | 0.8   | 4.75                                  | 549.55 - 568.16   |
| <b>Perbelanjaan makanan di luar rumah</b><br><i>Expenditure on food away from home</i>   | 459   | 0.8   | 3.81                                  | 451.06 - 466.00   |
| <b>Perbelanjaan minuman di luar rumah</b><br><i>Expenditure on beverages away from home</i>  | 84  | 1.0   | 0.85                                  | 82.82 - 86.16   |
| <b>Perkhidmatan penginapan &amp; lain-lain</b><br><i>Accommodation services &amp; others</i>   | 16  | 4.9   | 0.77                                  | 14.32 - 17.36   |
| <b>12 Insurans dan Perkhidmatan Penginapan</b><br><i>Insurance and Financial Services</i>  | 108   | 1.6   | 1.77                                  | 104.60 - 111.52   |
| <b>13 Penjagaan Diri, Perlindungan Sosial dan Pelbagai Barangan dan Perkhidmatan</b><br><i>Personal Care, Social Protection and Miscellaneous Goods and Services</i> | 215   | 1.2   | 2.63                                  | 209.93 - 220.23   |
| <b>Komposisi perbelanjaan penggunaan isi rumah (01-13)</b><br><i>Composition of household consumption expenditure (01-13)</i>  | <b>3,750</b>  | <b>0.5</b>  | <b>19.16</b>                          | <b>3,712.73 - 3,787.84</b>  |

Jadual 6.2: Ralat piawai relatif bagi anggaran perbelanjaan penggunaan isi rumah bulanan purata mengikut negeri, Malaysia, 2024

Table 6.2: Relative standard error of estimate for mean monthly household consumption expenditure by state, Malaysia, 2024

| Negeri<br>State   | Perbelanjaan<br>penggunaan<br>isi rumah bulanan purata<br>Mean monthly household<br>consumption expenditure | Ralat piawai<br>bagi anggaran<br>Standard error of estimate |                                   | Julat perbelanjaan<br>penggunaan purata pada 95%<br>selang keyakinan<br>Range of mean consumption<br>expenditure at 95% confidence<br>interval |            |
|-------------------|---|---|-----------------------------------|--|------------|
|                   |   | Nilai relatif<br>Relative<br>value                          | Ralat piawai<br>Standard<br>error | (RM)   |            |
|                   | (RM)  | (%)   | (RM)                              | (RM)   |            |
| Malaysia          | 5,566   | 0.4   | 22.54                             | 5,521.89   | - 5,610.23 |
| Johor             | 5,927   | 0.8   | 48.13                             | 5,832.67   | - 6,021.35 |
| Kedah             | 4,028   | 1.2   | 49.38                             | 3,931.07   | - 4,124.64 |
| Kelantan          | 3,825   | 0.9   | 36.17                             | 3,754.22   | - 3,896.00 |
| Melaka            | 6,212   | 1.9   | 119.68                            | 5,977.86   | - 6,446.99 |
| Negeri Sembilan   | 5,115   | 1.4   | 71.51                             | 4,975.18   | - 5,255.49 |
| Pahang            | 4,368   | 1.2   | 52.64                             | 4,264.77   | - 4,471.14 |
| Pulau Pinang      | 5,850   | 1.3   | 75.64                             | 5,701.50   | - 5,998.02 |
| Perak             | 4,232   | 1.0   | 42.30                             | 4,148.86   | - 4,314.69 |
| Perlis            | 4,084   | 2.1   | 87.35                             | 3,913.19   | - 4,255.58 |
| Selangor          | 7,266   | 0.9   | 65.64                             | 7,137.59   | - 7,394.89 |
| Terengganu        | 5,219   | 1.0   | 49.76                             | 5,121.44   | - 5,316.49 |
| Sabah             | 3,547   | 1.1   | 37.49                             | 3,473.09   | - 3,620.04 |
| Sarawak           | 4,281   | 0.8   | 35.97                             | 4,210.27   | - 4,351.28 |
| W.P. Kuala Lumpur | 8,178   | 1.7   | 136.06                            | 7,911.24   | - 8,444.62 |
| W.P. Labuan       | 4,498   | 3.4   | 152.73                            | 4,197.89   | - 4,796.58 |
| W.P. Putrajaya    | 9,186   | 2.4   | 216.57                            | 8,761.19   | - 9,610.14 |

**Jadual 6.3: Ralat piawai relatif bagi anggaran perbelanjaan penggunaan isi rumah bulanan purata mengikut pekerjaan ketua isi rumah dan strata, Malaysia, 2024**

*Table 6.3: Relative standard error of estimate for mean monthly household consumption expenditure by occupation of the head of household and strata, Malaysia, 2024*

| Pekerjaan<br>Occupation   | Jumlah / Total  |   |                                   |  |
|---|---|---|-----------------------------------|--|
|   | Perbelanjaan<br>penggunaan<br>isi rumah bulanan purata<br>Mean monthly household<br>consumption expenditure | Ralat piawai<br>bagi anggaran<br>Standard error of estimate |                                   | Julat perbelanjaan<br>penggunaan purata pada 95%<br>selang keyakinan<br>Range of mean consumption<br>expenditure at 95% confidence<br>interval |
|   |   | Nilai relatif<br>Relative<br>value                          | Ralat piawai<br>Standard<br>error |  |
|   | (RM)  | (%)   | (RM)                              | (RM)   |
| <b>Jumlah</b><br>Total  | <b>5,566</b>  | <b>0.4</b>  | <b>22.54</b>                      | <b>5,521.89 - 5,610.23</b>   |
| <b>Pengurus</b><br>Managers   | 9,651   | 1.7   | 163.76                            | 9,330.39 - 9,972.34  |
| <b>Profesional</b><br>Professionals   | 7,801   | 0.7   | 56.94                             | 7,689.82 - 7,913.04  |
| <b>Juruteknik dan profesional<br/>bersekutu</b><br>Technician and associate<br>professionals                              | 6,176   | 0.7   | 44.97                             | 6,087.79 - 6,264.06  |
| <b>Pekerja sokongan perkeranian</b><br>Clerical support workers   | 5,230   | 1.2   | 61.25                             | 5,109.57 - 5,349.65  |
| <b>Pekerja perkhidmatan dan jualan</b><br>Service and sales workers   | 4,714   | 0.7   | 35.10                             | 4,645.63 - 4,783.23  |
| <b>Pekerja mahir pertanian,<br/>perhutanan<br/>dan perikanan</b><br>Skilled agricultural, forestry and<br>fishery workers | 3,838   | 0.9   | 32.79                             | 3,774.15 - 3,902.70  |
| <b>Pekerja kemahiran dan pekerja<br/>pertukangan yang berkaitan</b><br>Craft and related trades workers                   | 4,735   | 1.1   | 51.98                             | 4,633.27 - 4,837.03  |
| <b>Operator loji dan mesin serta<br/>pemasang</b><br>Plant and machine-operators and<br>assemblers                        | 4,893   | 0.8   | 39.69                             | 4,815.41 - 4,970.99  |
| <b>Pekerjaan asas</b><br>Elementary occupations   | 3,566   | 1.0   | 36.34                             | 3,494.85 - 3,637.30  |
| <b>Pekerjaan yang tidak dikelaskan<br/>di mana-mana</b><br>Occupation not elsewhere classified                            | 4,098   | 1.0   | 42.99                             | 4,013.49 - 4,181.99  |

Nota / Note:

Klasifikasi pekerjaan berdasarkan Piawaian Pengelasan Pekerjaan Malaysia (MASCO) 2020  
Occupation classification is based on Malaysia Standard Classification of Occupations (MASCO) 2020

**Jadual 6.3: Ralat piawai relatif bagi anggaran perbelanjaan penggunaan isi rumah bulanan purata mengikut pekerjaan ketua isi rumah dan strata, Malaysia, 2024**

*Table 6.3: Relative standard error of estimate for mean monthly household consumption expenditure by occupation of the head of household and strata, Malaysia, 2024*

| Pekerjaan<br>Occupation   | Bandar / Urban  |   |                                   |  |
|---|---|---|-----------------------------------|--|
|   | Perbelanjaan<br>penggunaan<br>isi rumah bulanan purata<br>Mean monthly household<br>consumption expenditure | Ralat piawai<br>bagi anggaran<br>Standard error of estimate |                                   | Julat perbelanjaan<br>penggunaan purata pada 95%<br>selang keyakinan<br>Range of mean consumption<br>expenditure at 95% confidence<br>interval |
|   |   | Nilai relatif<br>Relative<br>value                          | Ralat piawai<br>Standard<br>error |  |
|   | (RM)  | (%)   | (RM)                              | (RM)   |
| <b>Jumlah</b><br><i>Total</i>   | <b>6,103</b>  | <b>0.5</b>  | <b>27.76</b>                      | <b>6,048.96 - 6,157.79</b>   |
| <b>Pengurus</b><br><i>Managers</i>  | 10,004  | 1.8   | 178.17                            | 9,655.26 - 10,353.71   |
| <b>Profesional</b><br><i>Professionals</i>  | 7,955   | 0.8   | 60.82                             | 7,835.40 - 8,073.82  |
| <b>Juruteknik dan profesional<br/>bersekutu</b><br><i>Technician and associate<br/>professionals</i>                              | 6,320   | 0.8   | 48.63                             | 6,224.85 - 6,415.50  |
| <b>Pekerja sokongan perkeranian</b><br><i>Clerical support workers</i>  | 5,416   | 1.3   | 69.81                             | 5,278.75 - 5,552.41  |
| <b>Pekerja perkhidmatan dan jualan</b><br><i>Service and sales workers</i>  | 4,969   | 0.8   | 41.21                             | 4,887.73 - 5,049.29  |
| <b>Pekerja mahir pertanian,<br/>perhutanan<br/>dan perikanan</b><br><i>Skilled agricultural, forestry and<br/>fishery workers</i> | 4,327   | 1.9   | 82.05                             | 4,166.38 - 4,488.03  |
| <b>Pekerja kemahiran dan pekerja<br/>pertukangan yang berkaitan</b><br><i>Craft and related trades workers</i>                    | 5,032   | 1.3   | 63.50                             | 4,907.71 - 5,156.65  |
| <b>Operator loji dan mesin serta<br/>pemasang</b><br><i>Plant and machine-operators and<br/>assemblers</i>                        | 5,143   | 0.9   | 47.88                             | 5,048.80 - 5,236.50  |
| <b>Pekerjaan asas</b><br><i>Elementary occupations</i>  | 4,101   | 1.2   | 50.13                             | 4,002.83 - 4,199.32  |
| <b>Pekerjaan yang tidak dikelaskan<br/>di mana-mana</b><br><i>Occupation not elsewhere classified</i>                             | 4,483   | 1.2   | 52.82                             | 4,379.09 - 4,586.15  |

Nota / Note :

Klasifikasi pekerjaan berdasarkan Piawaian Pengelasan Pekerjaan Malaysia (MASCO) 2020  
Occupation classification is based on Malaysia Standard Classification of Occupations (MASCO) 2020

**Jadual 6.3: Ralat piawai relatif bagi anggaran perbelanjaan penggunaan isi rumah bulanan purata mengikut pekerjaan ketua isi rumah dan strata, Malaysia, 2024**

*Table 6.3: Relative standard error of estimate for mean monthly household consumption expenditure by occupation of the head of household and strata, Malaysia, 2024*

| Pekerjaan<br>Occupation   | Luar Bandar / Rural   |   |                                   |  |
|---|---|---|-----------------------------------|--|
|   | Perbelanjaan<br>penggunaan<br>isi rumah bulanan purata<br>Mean monthly household<br>consumption expenditure | Ralat piawai<br>bagi anggaran<br>Standard error of estimate |                                   | Julat perbelanjaan<br>penggunaan purata pada 95%<br>selang keyakinan<br>Range of mean consumption<br>expenditure at 95% confidence<br>interval |
|   |   | Nilai relatif<br>Relative<br>value                          | Ralat piawai<br>Standard<br>error |  |
|   | (RM)  | (%)   | (RM)                              | (RM)   |
| <b>Jumlah</b><br><i>Total</i>   | <b>3,750</b>  | <b>0.5</b>  | <b>19.16</b>                      | <b>3,712.73 - 3,787.84</b>   |
| <b>Pengurus</b><br><i>Managers</i>  | 6,055   | 2.7   | 163.09                            | 5,735.75 - 6,375.08  |
| <b>Profesional</b><br><i>Professionals</i>  | 6,045   | 1.9   | 115.73                            | 5,817.83 - 6,271.50  |
| <b>Juruteknik dan Profesional Bersekutu</b><br><i>Technician and Associate Professionals</i>                          | 4,772   | 1.4   | 68.44                             | 4,637.97 - 4,906.25  |
| <b>Pekerja Sokongan Perkeranian</b><br><i>Clerical Support Workers</i>  | 4,195   | 1.9   | 78.60                             | 4,041.16 - 4,349.29  |
| <b>Pekerja Perkhidmatan dan Jualan</b><br><i>Service and Sales Workers</i>  | 3,773   | 1.1   | 39.72                             | 3,695.50 - 3,851.21  |
| <b>Pekerja Mahir Pertanian, Perhutanan dan Perikanan</b><br><i>Skilled Agricultural, Forestry and Fishery Workers</i> | 3,700   | 0.9   | 34.12                             | 3,632.85 - 3,766.60  |
| <b>Pekerja Kemahiran dan Pekerja Pertukangan yang berkaitan</b><br><i>Craft and related Trades Workers</i>            | 3,815   | 1.5   | 55.93                             | 3,704.87 - 3,924.14  |
| <b>Operator loji dan mesin serta pemasang</b><br><i>Plant and machine-operators and assemblers</i>                    | 3,908   | 1.1   | 41.48                             | 3,826.61 - 3,989.24  |
| <b>Pekerjaan asas</b><br><i>Elementary occupations</i>  | 2,940   | 1.3   | 38.21                             | 2,865.59 - 3,015.38  |
| <b>Pekerjaan yang tidak dikelaskan di mana-mana</b><br><i>Occupation not elsewhere classified</i>                     | 2,879   | 1.2   | 35.27                             | 2,809.40 - 2,947.66  |

Nota / Note :

Klasifikasi pekerjaan berdasarkan Piawaian Pengelasan Pekerjaan Malaysia (MASCO) 2020  
Occupation classification is based on Malaysia Standard Classification of Occupations (MASCO) 2020

**Muka surat ini sengaja dibiarkan kosong**  
*This page is deliberately left blank*

**NOTA TEKNIKAL**

*TECHNICAL NOTES*

**LAPORAN SURVEI**

**PERBELANJAAN  
ISI RUMAH**

*HOUSEHOLD EXPENDITURE  
SURVEY REPORT*

**2024**

**Muka surat ini sengaja dibiarkan kosong**  
*This page is deliberately left blank*

## 1. PENGENALAN

Statistik yang diterbitkan dalam laporan ini adalah hasil dapatan Survei Perbelanjaan Isi Rumah (HES) 2024 yang dijalankan oleh Jabatan Perangkaan Malaysia (DOSM). Bermula tahun 2016, survei ini dijalankan dua kali dalam tempoh lima tahun. Laporan ini menyediakan statistik perbelanjaan bagi keseluruhan isi rumah di Malaysia. Nota teknikal ini merangkumi penerangan terperinci bagi membantu pengguna untuk memahami dengan lebih jelas berkaitan HES 2024.

## 2. OBJEKTIF SURVEI

Objektif utama survei adalah seperti berikut:

- i. Mengumpul maklumat tentang paras dan corak perbelanjaan penggunaan oleh Isi Rumah (IR) ke atas pelbagai jenis barangan dan perkhidmatan;
- ii. Merupakan asas bagi menentukan jenis barangan dan perkhidmatan yang akan dimasukkan ke dalam bakul Indeks Harga Pengguna (IHP); dan
- iii. Digunakan untuk mengemaskini wajaran IHP di mana IHP merupakan pengukur kepada kadar perubahan purata harga bagi sekumpulan barangan dan perkhidmatan yang mewakili corak perbelanjaan IR di Malaysia.

## 3. KAEDAH PENGUMPULAN DATA

- 3.1 Survei ini menggunakan kaedah temu ramah bersemuka dengan menggunakan borang soal selidik bagi mendapatkan maklumat daripada responden. Dalam tempoh survei, penemuramah yang dilatih akan melawat IR di Tempat Kediaman (TK) terpilih bagi mengumpul maklumat berkaitan demografi ahli isi rumah dan maklumat terperinci berkaitan pendapatan dan perbelanjaan mengikut klasifikasi barangan dan perkhidmatan.
- 3.2 Semakan kualiti data akan dibuat oleh pegawai berpengalaman daripada DOSM Negeri bagi mengesan dan membetulkan sebarang kesilapan atau maklumat yang tertinggal ketika survei dilaksanakan. Proses semakan semula di lapangan juga dilaksanakan bagi IR terpilih untuk memastikan kualiti pungutan data.

#### 4. TEMPOH RUJUKAN

Data perbelanjaan IR dipungut bagi dua tempoh rujukan. Tempoh rujukan pertama ialah selama sebulan merujuk kepada perbelanjaan harian yang dilakukan oleh IR bermula hari pertama hingga hari terakhir bulan berkenaan. Tempoh rujukan kedua ialah bagi barangan yang tidak kerap dibeli seperti barang tahan lama dan item terpilih yang mana tempoh rujukan dikira bagi 11 bulan yang lalu.

Sebagai contoh, sekiranya bulan survei adalah Disember 2024, maka tempoh rujukan sebulan IR yang dikira adalah dari 1 Disember 2024 sehingga 31 Disember 2024 manakala bagi tempoh rujukan kedua ialah dari 1 Januari 2024 sehingga 30 November 2024.

#### 5. SKOP DAN LIPUTAN

- 5.1 Pemilihan sampel bagi survei ini telah mengambil kira kedua-dua kawasan bandar dan luar bandar dalam daerah pentadbiran bagi semua negeri di Malaysia.
- 5.2 Survei ini meliputi IR yang tinggal di TK persendirian dan **tidak termasuk** mereka yang tinggal di TK institusi seperti asrama, hotel, hospital, rumah orang tua, penjara, rumah kebajikan, rumah tumpangan dan pekerja yang tinggal di rumah kongsi.

#### 6. KONSEP DAN DEFINISI

##### 6.1 Perbelanjaan Isi Rumah

Definisi perbelanjaan isi rumah yang diguna pakai adalah mengikut konsep dan garis panduan *System of National Accounts, 2008* oleh *United Nations* dan *Framework for Statistics on the Distribution of Household Income, Consumption and Wealth, 2013* oleh *Organisation for Economic Co-operation and Development* (OECD). Perbelanjaan IR ini boleh dibahagikan kepada dua jenis iaitu **perbelanjaan penggunaan** dan **perbelanjaan bukan penggunaan**.

##### i. Perbelanjaan penggunaan isi rumah

Perbelanjaan penggunaan IR adalah segala perbelanjaan untuk kegunaan persendirian ke atas barangan dan perkhidmatan sepanjang tempoh rujukan. Perbelanjaan ini termasuk:

- Semua perbelanjaan sama ada tunai atau kredit oleh ahli-ahli IR ke atas barangan dan perkhidmatan untuk kegunaan persendirian. Jenis perbelanjaan ini termasuk juga cukai-cukai yang dibayar untuk mendapatkan barangan dan perkhidmatan tersebut;

- Semua barangan, perkhidmatan dan kemudahan yang diterima dalam bentuk mata benda sama ada secara percuma atau konsesi, diambil kira sebagai perbelanjaan. Contohnya, makanan dan tempat penginapan percuma atau dengan bayaran konsesi. Nilai daripada makanan dan tempat penginapan tersebut dikira sebagai perbelanjaan kepada IR berkenaan;
- Barangan penggunaan sendiri. Contohnya sayur-sayuran hasil tanaman sendiri atau barangan yang diambil dari kedai runcit sendiri untuk kegunaan persendirian perlu dibuat imputasi mengikut harga runcit. Nilai harga tersebut dikira sebagai perbelanjaan IR berkenaan; dan
- Nilai sewa bersih rumah yang diduduki oleh pemiliknya juga diambil kira sebagai perbelanjaan. Nilai sewa tersebut perlu dibuat imputasi mengikut nilai sewa pasaran semasa untuk jenis rumah yang sama di kawasan yang sama.

ii. **Perbelanjaan bukan penggunaan isi rumah**

Perbelanjaan bukan penggunaan isi rumah adalah merujuk kepada perbelanjaan berikut:

- Pembayaran yang dikenakan kepada pembayar ke atas perkhidmatan yang tidak dapat dikenal pasti dan bertujuan untuk menambah hasil kerajaan;
- Pembayaran yang tidak mempunyai hubungan secara langsung dengan perolehan perkhidmatan yang diterima (misalnya yuran keahlian, hadiah, pemberian kepada derma amal/ badan agama).

Contoh perbelanjaan bukan penggunaan isi rumah ialah:

- i. Cukai pendapatan dan cukai langsung lain seperti zakat, fitrah dan cukai jalan;
- ii. Pencaruman keselamatan sosial dari majikan dan pekerja iaitu KWSP dan PERKESO;
- iii. Bayaran ganti rugi;
- iv. Bayaran wajib dan denda seperti bayaran membuat pasport, bayaran ujian memandu dan denda untuk kesalahan trafik;
- v. Pemberian kepada badan amal/ badan agama;
- vi. Yuran keahlian kelab;

- vii. Pemberian kepada IR lain;
- viii. Bayaran nafkah; dan
- ix. Hadiah berupa wang tunai dan mata benda.

Selain itu, survei ini juga meliputi simpanan wang, amaun yang dilabur atau dipinjam dan pembayaran balik pinjaman termasuk pinjaman perumahan, kerugian perjudian, pemberian tunai dan derma. Walaupun ini adalah di luar daripada konsep perbelanjaan, maklumat ini adalah sebahagian daripada survei perbelanjaan dan perlu diliputi. Tujuannya ialah untuk mendapatkan rekod akaun IR yang lengkap dan juga membantu dalam keseimbangan secara kasar antara pendapatan dan penerimaan lain dengan perbelanjaan dan pembayaran lain dalam tempoh rujukan bagi setiap IR. Maklumat ini juga secara langsung memberi gambaran dan jaminan kualiti data yang tinggi.

Perkara-perkara yang **TIDAK TERMASUK** dalam perbelanjaan IR adalah seperti berikut:

- i. Perbelanjaan untuk makanan, penginapan, perjalanan dan hiburan semasa bertugas sama ada untuk perniagaan atau urusan kerajaan, perbelanjaan pakaian seragam, peralatan & kelengkapan kerja dan lain-lain untuk kegunaan pekerjaan yang dibayar oleh seorang kakitangan berkaitan dengan perniagaan majikannya dan dibayar balik oleh majikan; dan
- ii. Perkhidmatan yang diberi percuma kepada orang awam contohnya perkhidmatan rekreasi dan kebudayaan di taman permainan kanak-kanak dan tempat letak kereta awam.

## 6.2 Ukuran Perbelanjaan Penggunaan

Dalam menentukan nilai perbelanjaan penggunaan, tiga pendekatan biasa digunakan iaitu:

### i. Pendekatan Perolehan

Nilai pembelian yang direkodkan pada masa barangan dan perkhidmatan diperolehi tanpa mengira sama ada digunakan kesemuanya atau tidak; atau dibayar sepenuhnya atau tidak dalam tempoh rujukan. Pendekatan perolehan ini juga telah dikembangkan untuk mengambil kira anggaran nilai bagi barangan tidak tahan lama daripada hasil keluaran sendiri dan barangan serta perkhidmatan yang diberi atau diterima dalam bentuk mata benda.

ii. **Pendekatan Penggunaan**

Pendekatan ini digunakan pada keadaan tertentu bagi barangan tahan lama yang mempunyai jangka hayat yang panjang (contoh: kereta, kenderaan pengguna lain atau alat pertukangan) dan penggunaan utiliti seperti air dan elektrik.

iii. **Pendekatan Pembayaran**

Pembayaran yang melibatkan bayaran pendahuluan bagi mendapatkan sesuatu barangan dan perkhidmatan yang mana barangan dan perkhidmatan tersebut belum diterima dalam bulan rujukan (contoh: bayaran pendahuluan pembelian kereta).

6.3 **Pengelasan Item Perbelanjaan**

Perbelanjaan diklasifikasikan kepada 14 kumpulan utama mengikut ***Classification of Individual Consumption According to Purpose 2018 (COICOP 2018)***, *United Nations*:

- 01 Makanan dan Minuman;
- 02 Minuman Alkohol dan Tembakau;
- 03 Pakaian dan Kasut;
- 04 Perumahan, Air, Elektrik, Gas dan Bahan Api Lain;
- 05 Hiasan, Perkakasan dan Penyelenggaraan Isi Rumah;
- 06 Kesihatan;
- 07 Pengangkutan;
- 08 Maklumat dan Komunikasi;
- 09 Rekreasi, Sukan dan Kebudayaan;
- 10 Perkhidmatan Pendidikan;
- 11 Restoran dan Perkhidmatan Penginapan;
- 12 Insurans dan Perkhidmatan Kewangan;
- 13 Penjagaan Diri, Perlindungan Sosial dan Pelbagai Barangan dan Perkhidmatan; dan
- 90 Perbelanjaan Bukan Penggunaan Isi Rumah.

Walau bagaimanapun, dalam penerbitan ini, item-item perbelanjaan penggunaan merangkumi 13 kumpulan utama (01 - 13) sahaja.

## 6.4 Jenis Barang

Pengelasan perbelanjaan isi rumah kepada **5 kategori** jenis barang seperti berikut:

### 1 Barang Tahan Lama

Barang-barang yang mempunyai **jangka hayat** penggunaan yang **melebihi satu tahun** dan secara relatifnya **mempunyai nilai yang tinggi**, seperti motokar, peti sejuk dan televisyen.

### 2 Barang Semi Tahan Lama

Barang-barang yang mempunyai **jangka hayat** penggunaan selama **lebih kurang setahun** atau secara relatifnya **tidak mempunyai harga yang tinggi**, seperti pakaian, tekstil dan alat berkebun.

### 3 Barang Tidak Tahan Lama

Barang-barang yang mempunyai **jangka hayat** penggunaan **yang pendek** dan mempunyai harga secara relatifnya **tidak tinggi**. Contohnya ialah beras, daging, ikan, susu, buah-buahan, sayur, air minuman, petrol dan lain-lain.

### 4 Perkhidmatan

Perbelanjaan yang dibayar oleh IR ke atas segala perkhidmatan seperti rawatan perubatan, hiburan, rekreasi, kebudayaan, pendidikan dan lain-lain yang dibekalkan sama ada oleh kerajaan atau pun swasta; termasuk juga perbelanjaan makanan atau minuman di restoran, kafe atau hotel.

### 5 Lain-lain

Pembayaran dalam bentuk pindahan seperti cukai pendapatan, pencaruman keselamatan pampasan, bayaran pampasan, denda, bayaran wajib serta pemberian kepada IR lain. Pembayaran lain seperti amaun yang dilabur atau dipinjam, bayaran balik pinjaman dan tambahan kepada simpanan.

## 6.5 Tempat Kediaman

Tempat kediaman adalah suatu struktur yang dibina **berasingan** dan **bebas** yang lazimnya digunakan untuk tempat tinggal. Takrifan perkataan **berasingan** dan **bebas** adalah seperti berikut:

### i. Berasingan

Struktur dianggap sebagai berasingan jika ia dikelilingi oleh dinding, pagar atau lain-lain serta ditutupi oleh bumbung.

### ii. Bebas

Struktur dikatakan bebas apabila ia mempunyai jalan masuk terus dari laluan umum, tempat lalu lintas atau ruang lapang (iaitu penghuni boleh masuk atau keluar dari TK mereka tanpa melalui perkarangan orang lain).

## 6.6 Isi Rumah

Seorang atau sekumpulan orang yang bersaudara atau tidak bersaudara yang biasanya tinggal bersama dalam satu **tempat kediaman** serta membuat peruntukan (perbelanjaan) secara bersama untuk makanan dan keperluan hidup yang lain.

## 6.7 Ketua Isi Rumah

Ketua IR ditakrifkan sebagai seorang ahli biasa sama ada lelaki atau perempuan yang dianggap sebagai ketua oleh ahli IR yang lain. Ketua IR mesti seorang penerima pendapatan dan berumur 15 tahun dan lebih.

## 6.8 Kumpulan Etnik

Kumpulan etnik dikategorikan di kalangan warganegara Malaysia setelah mengasingkan bukan warganegara. Pengelasan tersebut adalah seperti berikut:

### i. Warganegara Malaysia

- a. Bumiputera
- b. Cina
- c. India
- d. Lain-lain

### ii. Bukan warganegara Malaysia

## 6.9 Pekerjaan

Pekerjaan dikelaskan mengikut klasifikasi **Piawaian Pengelasan Pekerjaan Malaysia (MASCO) 2020** yang berasaskan kepada International Standard Classification of Occupations (ISCO-08) tetapi ditambahbaik selaras dengan transformasi proses kerja, bidang pengkhususan suatu tugas dan kemahiran yang lebih kompleks dan dinamik. Pengelasan pekerjaan berasaskan MASCO 2020 adalah seperti berikut:

|       |   |
|-------|---|
| Kod 1 | Pengurus  |
| Kod 2 | Profesional   |
| Kod 3 | Juruteknik dan Profesional Bersekutu                                |
| Kod 4 | Pekerja Sokongan Perkeranian  |
| Kod 5 | Pekerja Perkhidmatan dan Jualan                                     |
| Kod 6 | Pekerja Kemahiran Pertanian, Perhutanan, Penternakan, dan Perikanan |
| Kod 7 | Pekerja Kemahiran dan Pekerja Pertukangan yang berkaitan            |
| Kod 8 | Operator Mesin dan Loji, dan Pemasang                               |
| Kod 9 | Pekerja Asas  |
| Kod 0 | Pekerjaan yang tidak dikelaskan di mana-mana                        |

Bagi seseorang yang mempunyai lebih daripada satu pekerjaan, hanya **pekerjaan yang mengambil masa terbanyak** semasa tempoh rujukan dianggap sebagai **pekerjaan utamanya**. Jika masa bekerja bagi tiap-tiap pekerjaan itu sama, maka pekerjaan yang menghasilkan pendapatan tertinggi adalah pekerjaan utamanya. Dalam kes di mana tempoh bekerja dan pendapatannya adalah sama bagi setiap pekerjaan, pekerjaan di mana dia **telah bekerja paling lama** dianggap sebagai **pekerjaan utamanya**.

Struktur pengelasan MASCO 2020 mempunyai sembilan kumpulan utama (kod satu digit). Walau bagaimanapun, bagi maksud penjadualan HES, satu klasifikasi tambahan di peringkat satu digit telah dimasukkan iaitu "Pekerjaan yang tidak dikelaskan di mana-mana" bagi mewakili ahli IR di luar tenaga buruh dan penganggur.

#### 6.10 Kumpulan Pendapatan Kuintil

Nilai yang diperoleh daripada hasil pembahagian data yang disusun mengikut magnitud kepada lima bahagian yang sama dipanggil kuintil. Dengan menggunakan kaedah ini, isi rumah telah disusun mengikut pendapatan dengan susunan menaik. Kuintil membahagikan isi rumah kepada lima kumpulan sama rata (dari terendah kepada tertinggi) yang mana setiap kumpulan mewakili 20% atau satu perlima daripada semua isi rumah.

#### 6.11 Kumpulan Pendapatan Desil

Kumpulan desil pendapatan merupakan susunan yang kesepuluh dari isi rumah yang mana susunan ini disusun dari minimum ke maksimum. Kumpulan desil pertama adalah sepersepuluh yang pertama (10% daripada semua isi rumah dengan pendapatan terendah). Desil yang terakhir adalah sepersepuluh dari isi rumah dengan pendapatan tertinggi.

### 7. RANGKA PENSAMPELAN

7.1 Rangka yang digunakan bagi pemilihan sampel Survei Pendapatan, Perbelanjaan Isi Rumah & Kemudahan Asas (HIES & BA) 2024/2025 adalah berdasarkan Rangka Pensampelan Isi Rumah yang terdiri daripada Blok Penghitungan (BP) yang diwujudkan untuk Banci Penduduk dan Perumahan Malaysia 2020 yang dikemaskini dari semasa ke semasa. BP merupakan suatu kawasan muka bumi yang diwujudkan untuk tujuan pelaksanaan operasi survei yang secara puratanya mengandungi antara 80 hingga 120 TK. Semua BP dibentuk di dalam lingkungan sempadan yang diwartakan iaitu di dalam daerah pentadbiran, mukim atau kawasan pihak berkuasa tempatan.

7.2 BP dalam rangka pensampelan dikelaskan mengikut kawasan bandar dan luar bandar. Kawasan bandar ditakrif sebagaimana yang telah digunakan dalam Banci Penduduk dan Perumahan Malaysia 2020. Kawasan **bandar** ialah kawasan yang diwartakan serta kawasan tepu bina yang bersempadan dengannya dan gabungan kedua-dua kawasan ini mempunyai penduduk seramai 10,000 orang atau lebih semasa Banci Penduduk dan Perumahan 2020. Kawasan selainnya, yang diwartakan dan mempunyai jumlah penduduk kurang daripada 10,000 orang serta kawasan yang tidak diwartakan, dikelaskan sebagai kawasan **luar bandar**.

- 7.3 Kawasan tepu bina adalah kawasan yang terletak bersebelahan kawasan yang diwartakan dan mempunyai sekurang-kurangnya 60 peratus penduduk (berumur 15 tahun dan lebih) yang terlibat dalam aktiviti bukan pertanian.
- 7.4 Definisi kawasan bandar juga mengambil kira kawasan pembangunan khusus iaitu kawasan pembangunan yang tidak diwartakan dan boleh dikenal pasti serta terpisah dari kawasan yang diwartakan atau kawasan tepu bina melebihi lima kilometer dan mempunyai penduduk sekurang-kurangnya 10,000 orang dengan 60 peratus penduduk (berumur 15 tahun dan lebih) yang terlibat dalam aktiviti bukan pertanian.
- 7.5 Pemandaran merupakan proses yang dinamik dan sentiasa berubah mengikut kemajuan dan pembangunan. Oleh itu, kawasan bandar bagi Banci Penduduk dan Perumahan Malaysia 2010 dan 2020 tidak semestinya merujuk kepada kawasan yang sama kerana kawasan yang memenuhi kriteria bandar akan terus bertambah dan berkembang mengikut masa.
- 7.6 Klasifikasi kawasan mengikut strata yang digunakan adalah seperti berikut:

| Strata       | Jumlah penduduk dalam kawasan yang diwartakan, tepu bina dan kawasan pembangunan khusus |
|--------------|---|
| Metropolitan | 75,000 dan lebih  |
| Bandar besar | 10,000 hingga 74,999  |
| Bandar kecil | 1,000 hingga 9,999  |
| Luar bandar  | Kawasan selebihnya  |

- 7.7 Bagi tujuan pensampelan, klasifikasi kawasan seperti di perkara 7.6 adalah digunakan untuk semua negeri serta Wilayah Persekutuan. Bagi Sabah dan Sarawak, memandangkan masalah kesukaran untuk akses ke kawasan pedalaman, strata luar bandar dikembangkan lagi berdasarkan kepada jangka waktu yang diambil untuk sampai ke sesuatu tempat dari pusat bandar yang terdekat.
- 7.8 Bagi tujuan penjadualan laporan, strata-strata dicantumkan seperti berikut:
- Bandar = Metropolitan + Bandar besar
- Luar bandar = Bandar kecil + Keseluruhan luar bandar

## 8. REKA BENTUK PENSAMPELAN

8.1 Reka bentuk pensampelan berstrata dua peringkat telah digunakan dalam HIES & BA 2024/2025. Pembentukan strata adalah seperti berikut:

|                      |   |
|----------------------|---|
| <b>Strata utama</b>  | Meliputi semua negeri di Malaysia   |
| <b>Strata kedua</b>  | Meliputi daerah pentadbiran bagi semua negeri di Malaysia                     |
| <b>Strata ketiga</b> | Meliputi strata bandar dan luar bandar seperti yang dinyatakan di perkara 7.8 |

8.2 Pemilihan sampel dilakukan pada peringkat BP dengan menggunakan kaedah pensampelan rawak sistematik. Seterusnya sampel TK dipilih dari BP yang terpilih juga menggunakan kaedah sama melalui penjanaan nombor rawak dan menetapkan selang pemilihan supaya setiap TK mempunyai kebarangkalian yang sama untuk terpilih. Prosedur ini dilaksanakan secara teratur dan saintifik untuk menghasilkan sampel yang tidak pincang (*unbiased*) dan boleh mewakili keseluruhan populasi isi rumah di Malaysia.

## 9. SAIZ SAMPEL

9.1 Saiz sampel HIES & BA 2024/2025 perlu mewakili populasi mengikut keperluan peringkat analisis yang ditetapkan. Saiz sampel ini telah mengambil kira elemen berikut:

- i. Penemuan daripada survei yang lepas iaitu HES 2022;
- ii. Reka bentuk pensampelan berperingkat; dan
- iii. Ralat yang disasarkan.

9.2 Penganggaran saiz sampel dikira di setiap daerah pentadbiran dan substrata (bandar dan luar bandar). Pengiraan saiz sampel turut mengambil kira purata pendapatan, asas keyakinan pada 95 peratus, ralat piawai relatif, kesan reka bentuk dan kadar respon yang telah ditetapkan.

9.3 Pengiraan saiz sampel bagi sub populasi  $j$ ,  $n_{1j}$  dikira menggunakan formula berikut:

$$n_{1j} = \frac{n_{0j}}{1 + \frac{n_{0j}}{N_j}} \quad ; j = 1, 2, 3, \dots, k$$

di mana:

$$n_{0j} = \frac{\sigma^2}{(RSE \times \mu)^2}$$

Bagi memenuhi andaian-andaian dalam Pensampelan Berstrata, maka faktor kesan reka bentuk (D.E.) diambil kira:

$$D.E = \frac{\text{varians bagi reka bentuk kompleks}}{\text{varians bagi SRS}}$$

Saiz sampel dengan mengambil kira  $D.E.$  bagi sub populasi  $j$ ,  $n_{2j}$  diberikan oleh:

$$n_{2j} = n_{1j} \times D.E.$$

Dan seterusnya, mengambil kira kadar respon survei lepas, maka saiz sampel keseluruhan bagi sub populasi  $j$ ,  $n_{3j}$  adalah seperti berikut:

$$n_{3j} = n_{2j} \times \frac{1}{\text{Kadar Respon}}$$

Maka, jumlah saiz sampel,  $n$  diberi oleh:

$$n = \sum_{j=1}^k n_{3j}$$

di mana:

- $n_{0j}$  saiz sampel asas yang diperoleh mengambil kira *Finite Population Correction* (FPC) bagi sub populasi  $j$
- $n_{1j}$  saiz sampel yang mengambil kira faktor populasi bagi sub populasi  $j$
- $n_{2j}$  saiz sampel yang mengambil kira faktor kesan rekabentuk bagi sub populasi  $j$
- $n_{3j}$  saiz sampel yang mengambilkira faktor kadar respon bagi sub populasi  $j$
- $N$  jumlah unit elemen dalam populasi
- $n$  saiz sampel keseluruhan
- $\sigma$  sisihan piawai
- $RSE$  ralat piawai relatif
- $\mu$  purata perbelanjaan daripada survei yang lepas

9.4 Agihan saiz sampel HIES & BA 2024/2025 adalah seperti berikut:

| Negeri            | Bilangan BP terpilih | Bilangan TK terpilih | Bilangan isi rumah respon |
|-------------------|----------------------|----------------------|---------------------------|
| <b>MALAYSIA</b>   | <b>7,546</b>         | <b>60,368</b>        | <b>57,959</b>             |
| Johor             | 692                  | 5,536                | 5,489                     |
| Kedah             | 537                  | 4,296                | 4,217                     |
| Kelantan          | 421                  | 3,368                | 3,270                     |
| Melaka            | 214                  | 1,712                | 1,669                     |
| Negeri Sembilan   | 291                  | 2,328                | 2,160                     |
| Pahang            | 405                  | 3,240                | 3,193                     |
| Pulau Pinang      | 442                  | 3,536                | 3,365                     |
| Perak             | 629                  | 5,032                | 4,955                     |
| Perlis            | 123                  | 984                  | 939                       |
| Selangor          | 799                  | 6,392                | 6,025                     |
| Terengganu        | 370                  | 2,960                | 2,929                     |
| Sabah             | 940                  | 7,520                | 7,040                     |
| Sarawak           | 1,117                | 8,936                | 8,606                     |
| W.P. Kuala Lumpur | 429                  | 3,432                | 3,051                     |
| W.P. Labuan       | 61                   | 488                  | 471                       |
| W.P. Putrajaya    | 76                   | 608                  | 580                       |

## 10. PENGANGGARAN

Dalam prosedur penganggaran, pemberat (*non-response weight*) digunakan untuk mengambil kira kes tidak respon. Pemberat asal (*design weight*) disesuaikan dengan mengambil kira kadar tidak respon bagi setiap domain atau strata. Sebagai contoh, sekiranya 5,000 isi rumah terpilih tetapi sebanyak 4,000 isi rumah sahaja yang respon kepada survei maka pemberat asal (*design weight*) akan disesuaikan dengan mengambil kira 20 peratus tidak respon. Sekiranya pemberat asal (*design weight*) adalah 2.0 yang memberi maksud satu sampel isi rumah mewakili dua isi rumah dalam populasi maka pemberat (*non-response weight*) akan menjadi 2.5 yang memberi maksud satu sampel isi rumah mewakili 2.5 isi rumah yang lain.

## 11. PENILAIAN DATA

Data yang diperoleh daripada survei yang dijalankan secara sampel berkebarangkalian ini tertakluk kepada dua jenis iaitu ralat pensampelan dan ralat bukan pensampelan.

### i. Ralat Pensampelan

Ralat pensampelan berpunca daripada anggaran data yang terhasil daripada sampel berkebarangkalian dan boleh diukur dengan mengira Ralat Piawai Relatif, biasanya dinyatakan dalam bentuk peratusan. Ralat ini digunakan sebagai penunjuk kepada kepersisan anggaran parameter yang dikaji, memberikan gambaran tahap variasi antara pemboleh ubah yang dianggarkan melalui survei dan parameter populasi.

Sebagai contoh, penemuan HIES & BA 2024/2025 mendapati perbelanjaan penggunaan bulanan purata isi rumah bagi Malaysia adalah RM5,566 dengan Ralat Piawai Relatif 0.4 peratus. Dalam erti kata lain, nilai Ralat Piawai adalah RM22.54. Berasaskan 95 peratus selang keyakinan ( $\alpha=0.05$ ), perbelanjaan penggunaan bulanan purata isi rumah berada dalam julat antara RM5,522 hingga RM5,610 sebulan.

### ii. Ralat Bukan Pensampelan

Ralat ini boleh berpunca daripada liputan survei yang tidak lengkap, kelemahan liputan rangka, ralat dalam maklum balas, tiada respon dan kesilapan semasa peringkat pemprosesan seperti penyuntingan, pengekodan dan tangkapan data. Untuk memastikan kualiti data berada pada tahap yang tinggi, pelbagai langkah pentadbiran telah dilaksanakan untuk meminimumkan **ralat bukan pensampelan** berada di tahap minimum. Langkah-langkah ini termasuk latihan intensif yang diberikan kepada penyelia dan penemuramah serta penyeliaan yang rapi dan semakan rawak dijalankan ke atas isi rumah yang diliputi oleh penemuramah untuk memastikan kesahihan maklumat yang direkodkan.

Bagi mengatasi kes tiada respons yang berpunca daripada beberapa sebab seperti TK kosong, tiada penghuni di rumah, enggan bekerjasama atau TK tidak layak diliputi dalam survei, maka penganggaran saiz sampel HIES & BA 2024/2025 telah mengambil kira semua kemungkinan tersebut.

Pengemaskinian rangka pensampelan yang dilaksanakan dari semasa ke semasa telah dapat mengurangkan kadar tiada respons yang berpunca daripada TK kosong. Publisiti yang meluas dilaksanakan melalui media elektronik serta media cetak bagi mengurangkan kes tiada penghuni di rumah dan enggan bekerjasama.

Selain daripada itu, di peringkat prosesan data, semakan konsistensi bagi setiap pembolehubah dan proses validasi telah dilaksanakan secara sistematik bagi meminimumkan semua ralat bukan pensampelan.

## 12. KADAR PERTUMBUHAN TAHUNAN DIKOMPAN

Pengiraan kadar pertumbuhan tahunan dikompaun adalah berdasarkan kepada fungsi eksponen seperti berikut:

$$CAGR = \frac{\ln\left(\frac{Y_t}{Y_0}\right)}{t} \times 100$$

di mana,

|        |   |
|--------|---|
| $CAGR$ | kadar pertumbuhan tahunan dikompaun             |
| $Y_t$  | perbelanjaan isi rumah bulanan tahun semasa     |
| $Y_0$  | perbelanjaan isi rumah bulanan tahun sebelumnya |
| $t$    | tempoh masa                                     |

## 13. PEMBUNDARAN ANGGARAN

Pengiraan bagi sesuatu kategori mungkin tidak sentiasa sama antara jadual disebabkan oleh pembundaran secara bebas. Walau bagaimanapun, perbezaan ini adalah tidak ketara. Peratusan yang ditunjukkan dalam jadual adalah diperolehi daripada angka sebenar dan tidak semestinya memberikan jumlah genap 100 peratus disebabkan pembundaran, walaupun jumlah yang ditunjukkan adalah 100 peratus.

#### 14. NOTA DAN SIMBOL

0.0 Nilai yang kurang daripada 0.05 peratus

- Tiada/ kosong/ tiada kes

W.P. Wilayah Persekutuan

RM Ringgit Malaysia

n.a. Tidak berkenaan

n.e.c. Tidak dikelaskan di tempat lain

n.s. Berdasarkan sampel yang terpilih, analisis terperinci tidak signifikan untuk diterbitkan

## **1. INTRODUCTION**

*The statistics released in this report are the findings of the Household Expenditure Survey (HES) 2024 which is conducted by the Department of Statistics Malaysia (DOSM). Starting in 2016, this survey will be carried out twice within five years period. This report provides the statistics regarding the expenditures of overall households in Malaysia. These technical notes contain the detailed descriptions to facilitate users with better understanding of HES 2024.*

## **2. OBJECTIVE OF SURVEY**

*The main objectives of the survey are as follows:*

- i. To collect information on the level and pattern of consumption expenditure by Households (HH) on varieties of goods and services;*
- ii. As the basis to determine the types of goods and services to be included in the basket of the Consumer Price Index (CPI); and*
- iii. To update the CPI weights where the CPI is a measure of the average rate of change in prices of a fixed basket of goods and services which represent the expenditure pattern of all HH in Malaysia.*

## **3. METHOD OF DATA COLLECTION**

*3.1 HES uses the personal interview method using the questionnaire form to obtain information from respondents. During the survey period, trained interviewers will visit households in selected Living Quarters (LQs) to collect demographic information on all household members and detailed information on income and expenditure by classification of goods and services.*

*3.2 Quality checks were done by experienced officers from the DOSM State office to detect and correct any possibility of errors or omissions at the time when the survey was conducted. The review processes were also implemented for selected HH to ensure the quality of the data collected.*

#### 4. REFERENCE PERIOD

Household expenditure data were collected over two reference periods. The first reference period of one month referred to the daily expenditure incurred by the HH from the first until the last day of the month. The second reference period was for items of infrequent expenditure items such as consumer durables and selected items, and covered the past 11 months.

For example, if the month of survey is December 2024, then the reference period of HH for one month is calculated from 1st December 2024 until 31st December 2024, while the second reference period is from 1st January 2024 until 30st November 2024.

#### 5. SCOPE AND COVERAGE

5.1 The selection of the sample for this survey has taken into consideration both urban and rural areas in administrative districts for all states in Malaysia.

5.2 The coverage of the survey is limited to HH living in private LQs only, **excluding** those who are living in residential institutions such as hostels, hotels, hospitals, old folk's, prisons, welfare homes, lodging houses and workers who live in shared houses.

#### 6. CONCEPTS AND DEFINITIONS

##### 6.1 Household Expenditure

The definition of household expenditure used is based on the concepts and guidelines System of National Accounts, 2008 by United Nations and Framework for Statistics on the Distribution of Household Income, Consumption and Wealth, 2013 by Organisation for Economic Co-operation and Development (OECD). This expenditure can be divided into two types, namely **consumption expenditure** and **non-consumption expenditure**.

##### i. Household consumption expenditure

Household consumption expenditure is the expenditure for private consumption on goods and services during the reference period. These expenditure include:

- All expenditure either in cash or credit by HH members on goods and services for personal use. This type of expenditure also includes taxes

*paid for goods and services;*

- *All goods, services and facilities received in kind, whether free or concession is considered as expenditure. For example, free or concession food and lodging. The value from food and lodging is calculated as the expenditure to the respective HH;*
- *Goods for own consumption. For instance, vegetables taken from own farm or goods from own shop consumed by HH were imputed at retail prices. The imputed prices were regarded as expenditure for the HH; and*
- *Net rental value of owner-occupied house was also included as expenditure. This rental value has to be imputed referring to the present market value of similar type of house in the same area.*

**ii. Household non-consumption expenditure**

*Household non-consumption expenditure refer to the following items:*

- *Payments made by payers for services that cannot be identified and aimed to increase government revenue;*
- *Payments that have no direct relation to the acquisition of services received (e.g. membership fees, gifts, gifts to charity donations/ religious bodies).*

*Examples of non-consumption expenditure are:*

- i. Income tax and other direct taxes such as zakat, fitrah and road tax;*
- ii. Contributions to social security from employers and employees namely EPF and SOCSO;*
- iii. Payment of compensation;*
- iv. Mandatory fees and fines such as passport fees, driving test fees and fines for traffic offenses;*
- v. Giving to charity/ religious bodies;*
- vi. Club membership fees;*
- vii. Extension to other HH;*
- viii. Alimony fees; and*
- ix. Gift in cash or in kind.*

*Apart from that, this survey also includes savings, amounts invested or loaned, and repayments of loans including housing loans, gambling losses, cash grants and donations. Even though this is out of the concept of expenditure, this information is part of the survey and need to be covered. The aim is to get a complete HH account record and to assist in gross balancing between revenues and other receipts and expenditures and other payments in the reference period for each HH. This information was also directly giving an overview and the guarantee of high data quality.*

*The details that are **NOT INCLUDED** in the HH expenditure are as follows:*

- i. Expenses for food, accommodation, travel and entertainment while on duty either for business or government affairs, expenses on uniforms, tools & equipment for work and others which was paid by an employee relating to his employer's business and repaid by the employer; and*
- ii. Free services given to the public such as recreational and cultural services at the children's playground and free public parking.*

## 6.2 Measurement of Consumption Expenditure

*Three common approaches were used to determine the consumption expenditure namely:*

### **i. Acquisition Approach**

*Value of purchasing during the acquisition of goods and services without taking into account whether they are fully used or no; or paid in full or not in the reference period. Acquisition was extended to include the estimated value of own production of non-durable goods and services and those given or received as in kind.*

### **ii. Consumption Approach**

*This approach used at certain condition for durable items that having long period (example: car, other user vehicles and carpentry tools) and use utility such as water and electricity.*

### **iii. Payment Approach**

*Payments that involve advance payment to obtain goods and services where the goods and services have yet received in the reference month (example: advance payment in purchasing car).*

### 6.3 Classification of Expenditure Item

*Expenditure is classified to 14 main group based on **Classification of Individual Consumption According to Purpose 2018 (COICOP 2018)**, United Nations:*

- 01 *Food and Beverages;*
- 02 *Alcoholic Beverages and Tobacco;*
- 03 *Clothing and Footwear;*
- 04 *Housing, Water, Electricity, Gas and Other Fuels;*
- 05 *Furnishings, Household Equipment and Routine Household Maintenance;*
- 06 *Health;*
- 07 *Transport;*
- 08 *Information and Communication;*
- 09 *Recreation, Sport and Culture;*
- 10 *Education Services;*
- 11 *Restaurants and Accommodation Services;*
- 12 *Insurance and Financial Services;*
- 13 *Personal Care, Social Protection and Miscellaneous Goods and Services; and*
- 90 *Non Consumption Household Expenditure.*

*However, in this publication, items of consumption expenditure include 13 main groups (01 - 13) only.*

#### 6.4 Type Of Goods

Classification of household expenditure into **5 categories** type of goods as follows:

##### 1 Durable Goods

Items that have a useful **life of more than one year** and are relatively **high in value**, such as cars, refrigerators and televisions.

##### 2 Semi-Durable Goods

Items that have a **shelf life of approximately one year** or relatively **inexpensive**, such as clothing, textiles and gardening tools.

##### 3 Non-Durable Goods

Items that have a **short shelf life** and are relatively **inexpensive**. Examples are rice, meat, fish, milk, fruits, vegetables, beverages, petrol and others.

##### 4 Services

Expenses paid by household on all services such as medical care, entertainment, recreation, culture, education and others provided by the government or the private sector; including spending on food or drinks at restaurants, cafes or hotels.

##### 5 Others

Payment in the form of transfers such as income tax, security payments, compensation payments, fines, compulsory payments and other household payments. Other payments such as the amount invested or borrowed, loan repayments and additional to savings.

#### 6.5 Living Quarters

Living quarters are defined as independent and separate structures, which are usually used as place of abode. The terms, **separate** and **independent** mean the following:

##### i. Separate

A structure is considered separate if it is surrounded by walls, fence, etc. and is covered by roof.

##### ii. Independent

A structure is said to be independent if it has direct access via public path, communal passageway or space (that is, occupants can come in or go out of their LQs without passing through others' premises).

## 6.6 Household

A person or group of people whether related or unrelated who usually live together in a **living quarters** and make provision (expenses) for food and other necessities of life together.

## 6.7 Head of Household

Head of household is defined as any usual members whether male or female which is considered as head by other members. Head of HH must be an income recipient and age 15 years and over.

## 6.8 Ethnic Group

The ethnic group is categorised within Malaysian citizens after separating those who are non-citizens. The classification is as follows:

- i. Malaysian citizens
  - a. Bumiputera
  - b. Chinese
  - c. Indians
  - d. Others
- ii. Non-Malaysian citizens

## 6.9 Occupation

Occupation is classified according to **Malaysia Standard Classification of Occupation (MASCO) 2020** which was based on the International Standard Classification of Occupations (ISCO-08) but was improved in line with the transformation of work process and areas of specialisation as well as the complexity and dynamics in skills and tasks. The classification of occupation based on MASCO 2020 is as follows:

- Code 1 Managers
- Code 2 Professionals
- Code 3 Technicians and Associate Professionals
- Code 4 Clerical Support Workers
- Code 5 Service and Sales Workers
- Code 6 Skilled Agricultural, Forestry, Livestock and Fishery Workers
- Code 7 Craft and Related Trades Workers
- Code 8 Plant and Machine-Operators and Assemblers
- Code 9 Elementary Workers
- Code 0 Occupations not elsewhere classified

For a person having more than one job, only the job at which he worked for the **longest number of hours** during the reference week is treated as his principal occupation. Should the number of hours worked for each job is the same, then the job with the highest income is the **principal occupation**. In cases where the number of hours worked and the income earned from each job are the same, the job at which he was **working for the longest period of time** is considered as the **principal occupation**.

The classification of MASCO 2020 consists only nine major groups (one digit code). However, for the purpose of HES tabulation, an additional classification was added at one digit level i.e “Occupation not elsewhere classified” in order to represent members of HH which were categorised as outside labour force and unemployed.

#### 6.10 Quintile Income Group

The value obtained by the equal subdivision of data arranged in order of magnitude into five equal parts is called quintiles. In applying this to household income, households were ranked in ascending order. Quintile divides the population into five equal groups (from lowest to highest) such that each group represents 20% or one fifth of all households.

#### 6.11 Decile income Group

An income decile group is one tenth of all households arranged by their incomes from minimum to maximum. The first decile group is the first one-tenth (the 10% of all households with lowest incomes). The last decile is the one-tenth of the households with the highest incomes.

### 7. SAMPLING FRAME

7.1 The framework used for the Household Income, Expenditure & Basic Amenities Survey (HIES & BA) 2024/2025 sample selection is based on the Household Sampling Framework which consists of Enumeration Blocks (EBs) created for the Population and Housing Census of 2020 which is updated from time to time. EBs is an area of the earth's surface created to carry out survey operations which on average contains between 80 to 120 LQs. All EBs are formed within gazetted boundaries that are within administrative districts, sub-districts or local authority areas.

- 7.2 *EBs in the sampling framework is classified according to urban and rural areas. Urban areas are defined as used in the Population and Housing Census of Malaysia 2020. An **urban** area is a gazetted area and a built-up area bordering it, and the combination of these two areas has a population of 10,000 or more at the time of the Population and Housing Census of Malaysia 2020. Other areas, which are gazetted and have a total population of less than 10,000 people and non-gazetted areas, are classified as **rural** areas.*
- 7.3 *Built-up areas are regions adjacent to gazetted areas and have at least 60 per cent of the population (aged 15 years and over) engaged in non-agricultural activities.*
- 7.4 *The definition of urban areas also takes into account special development areas, which are development areas that are not gazetted and can be identified and separated from gazetted areas or areas with built-up areas exceeding five kilometres and having a population of at least 10,000 people with 60 per cent of the population (aged 15 years and over), who are involved in non-agricultural activities.*
- 7.5 *Urbanisation is a dynamic process that is constantly evolves with progress and development. Consequently, the urban areas identified in Population and Housing Censuses of Malaysia 2010 and 2020 may not necessarily refer to the same locations, as areas meeting the urban criteria will continue to expand and develop over time.*
- 7.6 *The classification of the area according to the strata used is as follows:*

| <b>Strata</b>       | <b>Population of gazetted, adjoining built-up areas and special development area</b> |
|---------------------|--|
| <i>Metropolitan</i> | <i>75,000 and above</i>  |
| <i>Urban large</i>  | <i>10,000 to 74,999</i>  |
| <i>Urban small</i>  | <i>1,000 to 9,999</i>  |
| <i>Rural</i>        | <i>All other areas</i>   |

- 7.7 *For sampling purposes, classification of areas in point 7.6 is used for all states and Federal Territories. For Sabah and Sarawak, given the problem of difficulty in accessing the interior, the rural strata were further developed based on the length of time it took to reach a place from the nearest urban centre.*

7.8 For purposes of tabulating the report, the strata are listed as follows:

Urban = Metropolitan + Urban large  
Rural = Urban small + All rural

## 8. SAMPLE DESIGN

8.1 A two-stage stratified sampling design was used in HIES & BA 2024/2025. The formation of the strata is as follows:

|                         |   |
|-------------------------|---|
| <b>Primary strata</b>   | Covered all states in Malaysia                              |
| <b>Secondary strata</b> | Covered administrative districts for all states in Malaysia |
| <b>Tertiary strata</b>  | Covered urban and rural strata as stated in point 7.8       |

8.2 Sample selection is performed at the EBs stage using the systematic random sampling method. Next, the LQs sample is selected from the selected EBs using the same method, generating random numbers and setting the selection interval to ensure equal probability of selection for each LQs. This systematic and scientific procedure is carried out to generate an unbiased sample that can represent the entire population of households in Malaysia.

## 9. SAMPLE SIZE

9.1 The sample size of HIES & BA 2024/2025 needs to represent the population according to the requirements of the analysis level set. This sample size has taken into account the following elements:

- i) Findings from the previous survey HES 2022;
- ii) Sampling design; and
- lii) Margin of error.

9.2 Estimated sample size is calculated within each stratum (administrative districts) and substratum (urban and rural). The sample size calculation takes into account the mean income, a 95 per cent confidence level, relative standard error, design effect and specified response rate.

9.3 The sample size calculation for subpopulation  $j$ ,  $n_{1j}$  is calculated using the following formula:

$$n_{1j} = \frac{n_{0j}}{1 + \frac{n_{0j}}{N_j}} \quad ; j = 1, 2, 3, \dots, k$$

where:

$$n_{0j} = \frac{\sigma^2}{(RSE \times \mu)^2}$$

To meet the assumptions in Stratified Sampling, the design effect factor (D.E.) is taken into account:

$$D.E. = \frac{\text{variance for complex sample}}{\text{variance for SRS}}$$

Sample size considering D.E. for subpopulation  $j$ ,  $n_{2j}$  is given by:

$$n_{2j} = n_{1j} \times D.E.$$

And then, taking into account the response rate of the last survey, the overall sample size for subpopulation  $j$ ,  $n_{3j}$  is as follows:

$$n_{3j} = n_{2j} \times \frac{1}{\text{Response Rate}}$$

So, the total sample size,  $n$  is given by:

$$n = \sum_{j=1}^k n_{3j}$$

where:

$n_{0j}$  the basic sample size obtained consider the Finite Population Correction (FPC) for subpopulation  $j$

$n_{1j}$  sample size takes into account the population factors for the subpopulation  $j$

$n_{2j}$  sample size takes into account the design effect factors for subpopulation  $j$

$n_{3j}$  sample size takes into account the response rate factors for the subpopulation  $j$

$N$  the number of element in the population

$n$  total sample size

$\sigma$  standard deviation

RSE relative standard error

$\mu$  mean expenditure from previous survey

9.4 The sample size for HIES & BA 2024/2025 is as follows:

| State             | Number of selected EBs | Number of selected LQs | Number of HH response |
|-------------------|------------------------|------------------------|-----------------------|
| <b>MALAYSIA</b>   | <b>7,546</b>           | <b>60,368</b>          | <b>57,959</b>         |
| Johor             | 692                    | 5,536                  | 5,489                 |
| Kedah             | 537                    | 4,296                  | 4,217                 |
| Kelantan          | 421                    | 3,368                  | 3,270                 |
| Melaka            | 214                    | 1,712                  | 1,669                 |
| Negeri Sembilan   | 291                    | 2,328                  | 2,160                 |
| Pahang            | 405                    | 3,240                  | 3,193                 |
| Pulau Pinang      | 442                    | 3,536                  | 3,365                 |
| Perak             | 629                    | 5,032                  | 4,955                 |
| Perlis            | 123                    | 984                    | 939                   |
| Selangor          | 799                    | 6,392                  | 6,025                 |
| Terengganu        | 370                    | 2,960                  | 2,929                 |
| Sabah             | 940                    | 7,520                  | 7,040                 |
| Sarawak           | 1,117                  | 8,936                  | 8,606                 |
| W.P. Kuala Lumpur | 429                    | 3,432                  | 3,051                 |
| W.P. Labuan       | 61                     | 488                    | 471                   |
| W.P. Putrajaya    | 76                     | 608                    | 580                   |

## 10. ESTIMATION

In the estimation procedure, a weight (non-response weight) is used to account non-response cases. The original weight (design weight) is adjusted by considering non-response rate for each domain or stratum. For example, if 5,000 households are selected but only 4,000 households respond to the survey, the original weight (design weight) will be adjusted to account for a 20 per cent non-response rate. If the original weight (design weight) is 2.0, meaning that one household sample represents two households in the population, then the weight (non-response weight) will be adjusted to 2.5, indicating one household sample represents 2.5 other households.

## 11. DATA EVALUATION

*The data obtained from the surveys conducted using a probability sample is subject to two types, namely sampling and non-sampling error.*

### **i. Sampling Error**

*Sampling error arises from estimating data obtained from a probability sample and can be assessed by calculating the Relative Standard Error, typically expressed as a percentage. This error serves as an indicator of the accuracy of the estimated parameter under investigation, providing insight into the level of variation between the variables estimated through the survey and the population parameters.*

*For example, findings from the HIES & BA 2024/2025 revealed that the mean monthly household consumption expenditure for Malaysia is RM5,566 with a Relative Standard Error of 0.4 per cent. In other words, the Standard Error value is RM22.54. Based on a 95 per cent confidence interval ( $\alpha=0.05$ ), the mean monthly household consumption expenditure falls within the range of RM5,522 to RM5,610 per month.*

### **ii. Non-Sampling Error**

*These errors can arise due to incomplete survey coverage, weakness in the survey framework, errors in feedback, non-responses, and mistakes during processing stages such as editing, coding and data capture. To maintain a high level of the data quality, various administrative measures have been implemented to minimize non-sampling errors. These measures include intensive training provided to supervisors and enumerators, as well as close supervision and random checks conducted on households covered by enumerators to ensure the accuracy and validity of the recorded information.*

*To overcome cases of no response resulting from several reasons such as empty LQs, no resident at home, refusal to cooperate or LQs not eligible to be covered in the survey, the sample size estimation of HIES & BA 2024/2025 has taken into account all these possibilities.*

*The updating of the sampling frame implemented from time to time has been able to reduce the non-response rate caused by empty LQs. Extensive publicity is carried out through electronic media and print media to reduce cases of no residents at home and refusing to cooperate.*

*In addition to that, at the data processing level, consistency checks for each variable and validation processes have been systematically implemented to minimise all non-sampling errors.*

## 12. COMPOUNDED ANNUAL GROWTH RATE

*Calculation of the compounded annual growth rate based on the exponent function as follows:*

$$CAGR = \frac{\ln\left(\frac{Y_t}{Y_0}\right)}{t} \times 100$$

*where,*

*CAGR*      *compounded annual growth rate*

*Y<sub>t</sub>*        *current year household monthly expenditure*

*Y<sub>0</sub>*        *previous year household monthly expenditure*

*t*          *period*

## 13. ROUNDING OF ESTIMATES

*The calculation of certain categories may not always be the same between tables due to independent rounding. However, the differences were insignificant. Percentages shown in the tables were computed from actual absolute figures and may not always add up exactly to 100 per cent due to rounding, although the totals were shown as 100 per cent.*

#### 14. NOTES AND SYMBOLS

|        |  |
|--------|--|
| 0.0    | <i>Value less than 0.05 per cent</i>   |
| -      | <i>Nil/ blank/ no case</i>   |
| W.P.   | <i>Wilayah Persekutuan</i>   |
| RM     | <i>Ringgit Malaysia</i>  |
| n.a.   | <i>Not applicable</i>  |
| n.e.c. | <i>Not elsewhere classified</i>  |
| n.s.   | <i>Based on selected samples, detailed analysis is not significant to be published</i> |

**Muka surat ini sengaja dibiarkan kosong**  
*This page is deliberately left blank*

**PERTANYAAN BERHUBUNG DENGAN PENERBITAN INI BOLEH JUGA DIBUAT  
DI PEJABAT PERANGKAAAN NEGERI SEPERTI BERIKUT:**

Pengarah,  
Jabatan Perangkaan Malaysia Negeri Johor,  
Tingkat 14, Menara Tabung Haji,  
Jalan Air Molek,  
80000 Johor Bahru, Johor.  
Tel. : 07-225 3700  
Faks : 07-224 9972  
E-mel: [jjjohor@dosm.gov.my](mailto:jjjohor@dosm.gov.my)

Pengarah,  
Jabatan Perangkaan Malaysia Negeri Kedah,  
Tingkat 1, Zon C, Wisma Persekutuan,  
Pusat Pentadbiran Kerajaan Persekutuan,  
Bandar Muadzam Shah,  
06550 Anak Bukit, Kedah.  
Tel. : 04-700 1240  
Faks : 04-733 8412  
E-mel: [jjpkedah@dosm.gov.my](mailto:jjpkedah@dosm.gov.my)

Pengarah,  
Jabatan Perangkaan Malaysia Negeri Kelantan,  
Tingkat 8, Bangunan Persekutuan,  
Jalan Bayam,  
15514 Kota Bharu, Kelantan.  
Tel. : 09-741 9449  
Faks : 09-748 2142  
E-mel: [jjkelantan@dosm.gov.my](mailto:jjkelantan@dosm.gov.my)

Pengarah,  
Jabatan Perangkaan Malaysia Negeri Melaka,  
Aras 7 & 8, Wisma Persekutuan,  
Jalan MITC, Hang Tuah Jaya,  
75450 Ayer Keroh, Melaka.  
Tel. : 06-252 2725  
Faks : 06-252 2711  
E-mel: [jjmelaka@dosm.gov.my](mailto:jjmelaka@dosm.gov.my)

Pengarah,  
Jabatan Perangkaan Malaysia Negeri Sembilan,  
Tingkat 12, Wisma Persekutuan,  
Jalan Dato' Abdul Kadir,  
70000 Seremban, Negeri Sembilan.  
Tel. : 06-765 5000  
Faks : 06-765 5002  
E-mel: [jjnsembilan@dosm.gov.my](mailto:jjnsembilan@dosm.gov.my)

Pengarah,  
Jabatan Perangkaan Malaysia Negeri Pahang,  
Tingkat 7, Bangunan Persekutuan,  
Jalan Gambut,  
25000 Kuantan, Pahang.  
Tel. : 09-516 3931/7  
Faks : 09-514 4636  
E-mel: [jjpahang@dosm.gov.my](mailto:jjpahang@dosm.gov.my)

Pengarah,  
Jabatan Perangkaan Malaysia Negeri Pulau Pinang,  
Tingkat 6, Bangunan Persekutuan,  
10400 Jalan Anson, Pulau Pinang.  
Tel. : 04-226 6244  
Faks : 04-229 9499  
E-mel: [jjpulaupinang@dosm.gov.my](mailto:jjpulaupinang@dosm.gov.my)

Pengarah,  
Jabatan Perangkaan Malaysia Negeri Perak,  
Tingkat 3, Blok A, Bangunan Persekutuan Ipoh,  
Jalan Dato' Seri Ahmad Said (Greentown),  
30450 Ipoh, Perak.  
Tel. : 05-243 6107  
Faks : 05-255 1073  
E-mel: [jjperak@dosm.gov.my](mailto:jjperak@dosm.gov.my)

Pengarah,  
Jabatan Perangkaan Malaysia Negeri Perlis,  
Tingkat 2, 26B,  
KPARC,  
01000 Kangar, Perlis.  
Tel. : 04-977 1221  
Faks : 04-977 1223  
E-mel: [jjperlis@dosm.gov.my](mailto:jjperlis@dosm.gov.my)

Pengarah,  
Jabatan Perangkaan Malaysia Negeri Selangor,  
Tingkat 9, Bangunan Darul Ehsan,  
Jalan Indah, Seksyen 14,  
40000 Shah Alam, Selangor.  
Tel. : 03-5515 0200  
Faks : 03-5518 0408  
E-mel: [jjselangor@dosm.gov.my](mailto:jjselangor@dosm.gov.my)

Pengarah,  
Jabatan Perangkaan Malaysia Negeri Terengganu,  
Tingkat 9, Wisma Persekutuan,  
Jalan Sultan Ismail,  
20200 Kuala Terengganu, Terengganu.  
Tel. : 09-622 3062  
Faks : 09-622 9659  
E-mel: [admin\\_jptrg@dosm.gov.my](mailto:admin_jptrg@dosm.gov.my)

Pengarah,  
Jabatan Perangkaan Malaysia Negeri Sabah,  
Tingkat 1-3, Blok C,  
Kompleks Pentadbiran Kerajaan Persekutuan  
Sabah,  
Jalan UMS, Beg Berkunci No. 2046,  
88999 Kota Kinabalu, Sabah.  
Tel. : 088-484 602  
Faks : 088-484 659  
E-mel: [jjsabah@dosm.gov.my](mailto:jjsabah@dosm.gov.my)

Pengarah,  
Jabatan Perangkaan Malaysia Negeri Sarawak,  
Tingkat 7 & 8, Bangunan Tun Datuk Patinggi  
Tuanku Haji Bujang, Jalan Simpang 3,  
93514 Kuching, Sarawak.  
Tel. : 082-240 287  
Faks : 082-242 609  
E-mel: [sarawak@dosm.gov.my](mailto:sarawak@dosm.gov.my)

Pengarah,  
Jabatan Perangkaan Malaysia  
Wilayah Persekutuan,  
Tingkat 14 & 15, Wisma FGV,  
Jalan Raja Laut,  
50350 Kuala Lumpur.  
Tel. : 03-2267 2400  
Faks : 03-2691 0639  
E-mel: [dosmwp@dosm.gov.my](mailto:dosmwp@dosm.gov.my)

**ENQUIRIES ABOUT THIS PUBLICATION CAN ALSO BE MADE  
AT THE FOLLOWING STATE STATISTICS OFFICES:**

Director,  
Department of Statistics, Malaysia, Johor,  
14th Floor, Menara Tabung Haji,  
Jalan Air Molek,  
80000 Johor Bahru, Johor.  
Tel. : 07-225 3700  
Fax : 07-224 9972  
Email: [jpjohor@dosm.gov.my](mailto:jpjohor@dosm.gov.my)

Director,  
Department of Statistics, Malaysia, Kedah,  
1st Floor, Zon C, Wisma Persekutuan,  
Pusat Pentadbiran Kerajaan Persekutuan,  
Bandar Muadzam Shah,  
06550 Anak Bukit, Kedah.  
Tel. : 04-700 1240  
Fax : 04-733 8412  
Email: [jpkedah@dosm.gov.my](mailto:jpkedah@dosm.gov.my)

Director,  
Department of Statistics, Malaysia, Kelantan,  
8th Floor, Bangunan Persekutuan,  
Jalan Bayam,  
15514 Kota Bharu, Kelantan.  
Tel. : 09-741 9449  
Fax : 09-748 2142  
Email: [jpkelantan@dosm.gov.my](mailto:jpkelantan@dosm.gov.my)

Director,  
Department of Statistics, Malaysia, Melaka,  
7th & 8th Floor, Wisma Persekutuan,  
Jalan MITC, Hang Tuah Jaya,  
75450, Ayer Keroh, Melaka.  
Tel. : 06-252 2725  
Fax : 06-252 2711  
Email: [jpmelaka@dosm.gov.my](mailto:jpmelaka@dosm.gov.my)

Director,  
Department of Statistics, Malaysia,  
Negeri Sembilan,  
12th Floor, Wisma Persekutuan,  
Jalan Dato' Abdul Kadir,  
70000 Seremban, Negeri Sembilan.  
Tel. : 06-765 5000  
Fax : 06-765 5002  
Email: [jpnsembilan@dosm.gov.my](mailto:jpnsembilan@dosm.gov.my)

Director,  
Department of Statistics, Malaysia, Pahang,  
7th Floor, Bangunan Persekutuan,  
Jalan Gambut,  
25000 Kuantan, Pahang.  
Tel. : 09-516 3931/7  
Fax : 09-514 4636  
Email: [jppahang@dosm.gov.my](mailto:jppahang@dosm.gov.my)

Director,  
Department of Statistics, Malaysia, Pulau Pinang,  
6th Floor, Bangunan Persekutuan,  
10400 Jalan Anson, Pulau Pinang.  
Tel. : 04-226 6244  
Fax : 04-229 9499  
Email: [jppulaupinang@dosm.gov.my](mailto:jppulaupinang@dosm.gov.my)

Director,  
Department of Statistics, Malaysia, Perak,  
3rd Floor, Block A, Bangunan Persekutuan Ipoh,  
Jalan Dato' Seri Ahmad Said (Greentown),  
30450 Ipoh, Perak.  
Tel. : 05-243 6107  
Fax : 05-255 1073  
Email: [jpperak@dosm.gov.my](mailto:jpperak@dosm.gov.my)

Director,  
Department of Statistics, Malaysia, Perlis,  
2nd Floor, 26B,  
KPARC,  
01000 Kangar, Perlis.  
Tel. : 04-977 1221  
Fax : 04-977 1223  
Email: [jpperlis@dosm.gov.my](mailto:jpperlis@dosm.gov.my)

Director,  
Department of Statistics, Malaysia, Selangor,  
9th Floor, Bangunan Darul Ehsan,  
Jalan Indah, Seksyen 14,  
40000 Shah Alam, Selangor.  
Tel. : 03-5515 0200  
Fax : 03-5518 0408  
Email: [jpselangor@dosm.gov.my](mailto:jpselangor@dosm.gov.my)

Director,  
Department of Statistics, Malaysia, Terengganu,  
9th Floor, Wisma Persekutuan,  
Jalan Sultan Ismail,  
20200 Kuala Terengganu, Terengganu.  
Tel. : 09-622 3062  
Fax : 09-622 9659  
Email: [admin\\_jptrg@dosm.gov.my](mailto:admin_jptrg@dosm.gov.my)

Director,  
Department of Statistics, Malaysia, Sabah,  
Level 1-3, Block C,  
Kompleks Pentadbiran Kerajaan Persekutuan  
Sabah,  
Jalan UMS, Beg Berkunci No. 2046,  
88999 Kota Kinabalu, Sabah.  
Tel. : 088-484 602  
Fax : 088-484 659  
Email: [jpsabah@dosm.gov.my](mailto:jpsabah@dosm.gov.my)

Director,  
Department of Statistics, Malaysia, Sarawak,  
7th & 8th Floor, Bangunan Tun Datuk Patinggi  
Tuanku Haji Bujang, Jalan Simpang 3,  
93514 Kuching, Sarawak.  
Tel. : 082-240 287  
Fax : 082-242 609  
Email: [sarawak@dosm.gov.my](mailto:sarawak@dosm.gov.my)

Director,  
Department of Statistics, Malaysia,  
Federal Territories,  
14th & 15th Floor, Wisma FGV,  
Jalan Raja Laut,  
50350 Kuala Lumpur.  
Tel. : 03-2267 2400  
Fax : 03-2691 0639  
Email: [dosmwp@dosm.gov.my](mailto:dosmwp@dosm.gov.my)